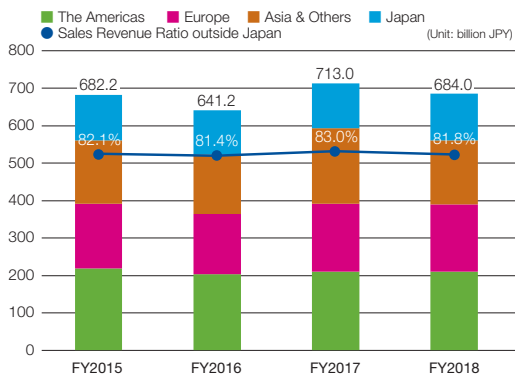


# Financial and Non-financial Highlights

\*The consolidated financial statements of the Brother Group have been prepared in accordance with International Financial Reporting Standards (IFRS) since FY2016. The financial figures for FY2015 provided herein are also in compliance with IFRS.

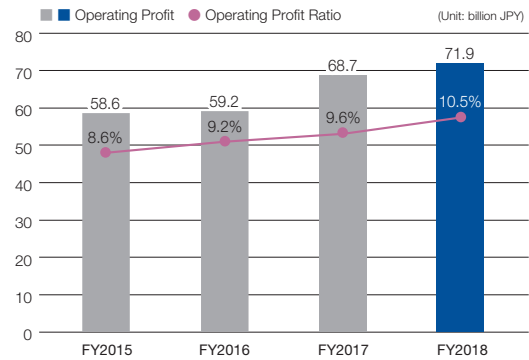
## Sales Revenue by Region

Sales revenue ratio outside Japan **Approximately 80%**



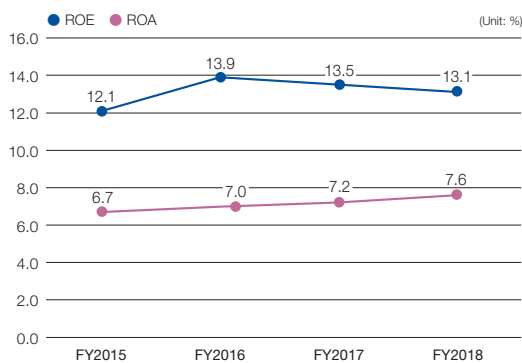
## Operating Profit/Operating Profit Ratio

Operating Profit Ratio **10.5%**



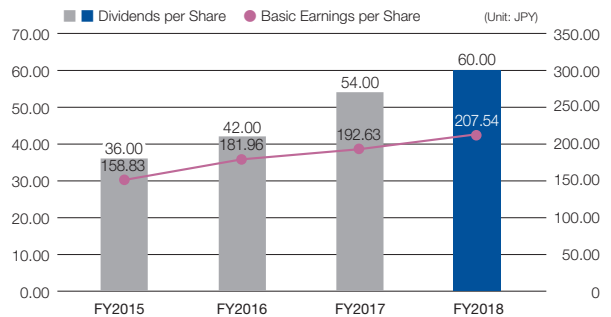
## ROE/ROA

Maintaining a high level of ROE continuously



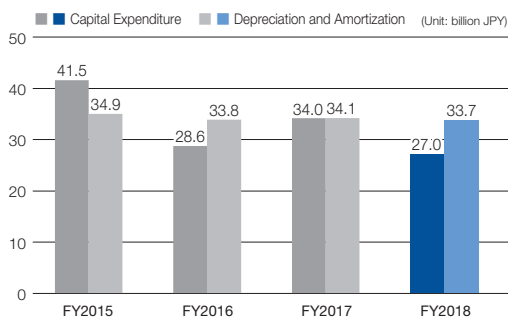
## Basic Earnings per Share/Dividends per Share

Continuous increase in dividends per share



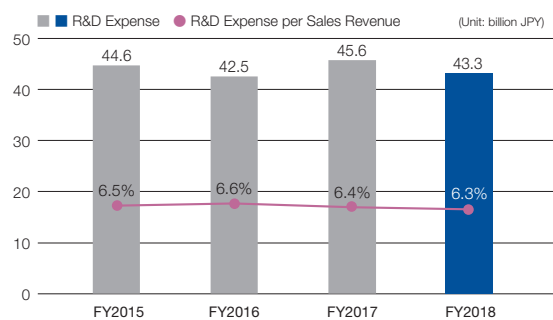
## Capital Expenditure/Depreciation and Amortization

Capital expenditure focusing on growth fields



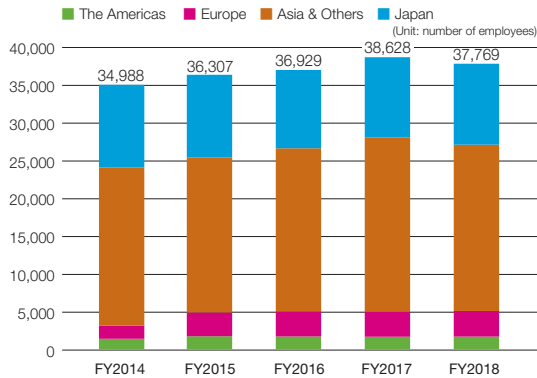
## R&D Expense/R&D Expense per Sales Revenue

Focused on research and development in the growth field



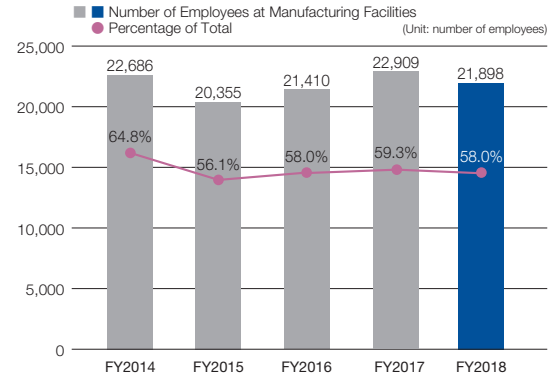
## Workforce Breakdown by Region

### Global human resources



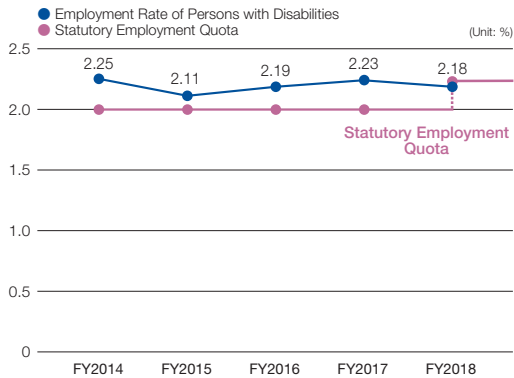
## Number of Employees Working at Manufacturing Facilities

### Approximately 60% of employees are involved in manufacturing



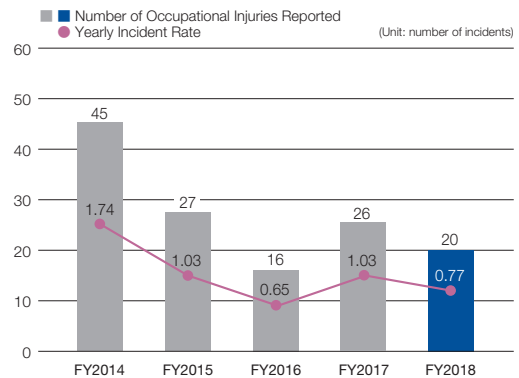
## Employment Rate of Persons with Disabilities (Brother Industries, Ltd.)

### Continuing to employ persons with disabilities



## Number of Occupational Injuries Reported at Manufacturing Facilities

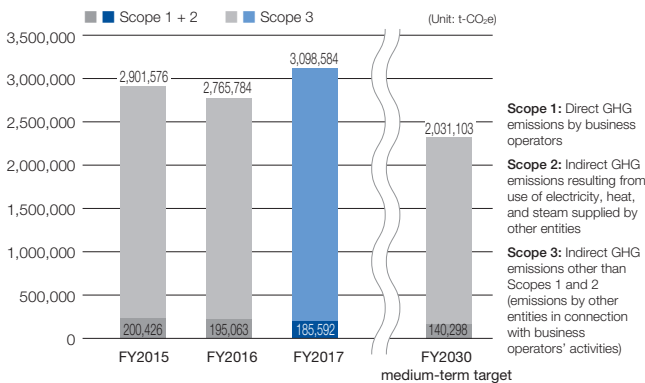
### Globally promoting safety and health activities



Incident rate: (number of incident/number of employees) x 1,000

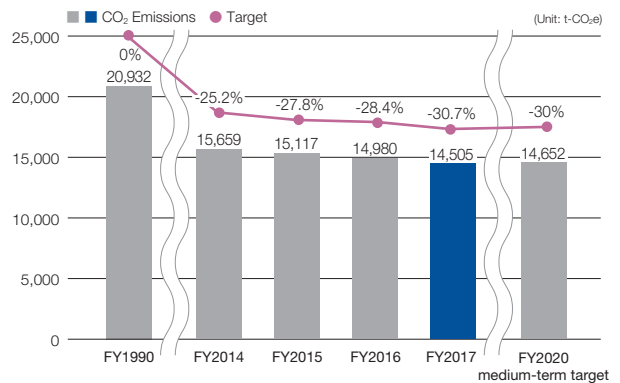
## CO<sub>2</sub> Emissions<sup>1</sup> throughout the Entire Value Chain of the Brother Group<sup>2</sup>

### Aim for a 30% reduction in Scopes 1, 2 and 3 from FY2015 (medium-term target for FY2030)



## CO<sub>2</sub> Emissions<sup>1</sup> at Eight Business Sites in Japan

### Cut total CO<sub>2</sub> emissions by 30% from FY1990 levels at eight business sites in Japan by FY2020 (absolute value)



<sup>1</sup> CO<sub>2</sub> emissions are calculated in accordance with ISO14064-1 and the rules stipulated in the basic guidelines concerning calculation of greenhouse gas emissions throughout the supply chain.

<sup>2</sup> The sum of CO<sub>2</sub> emissions produced by business activities at the Brother Group's manufacturing and non-manufacturing facilities in and outside Japan.