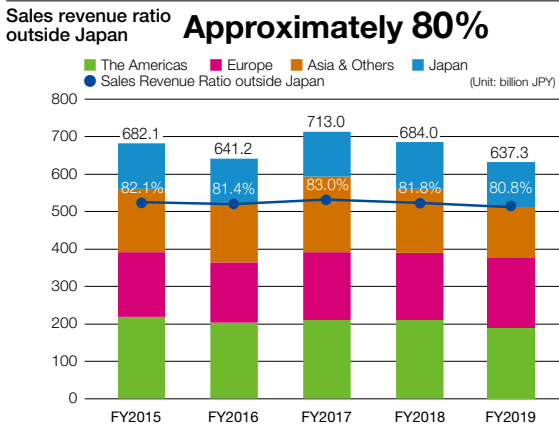
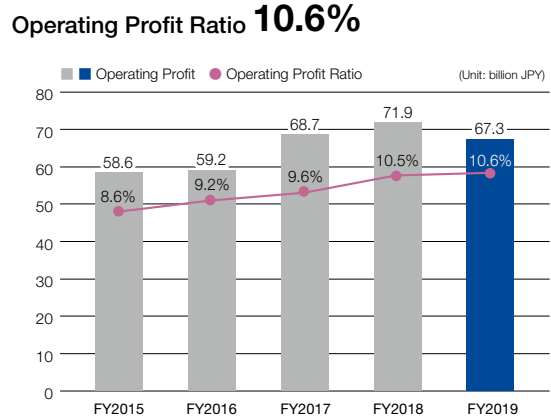


Financial and Non-financial Highlights

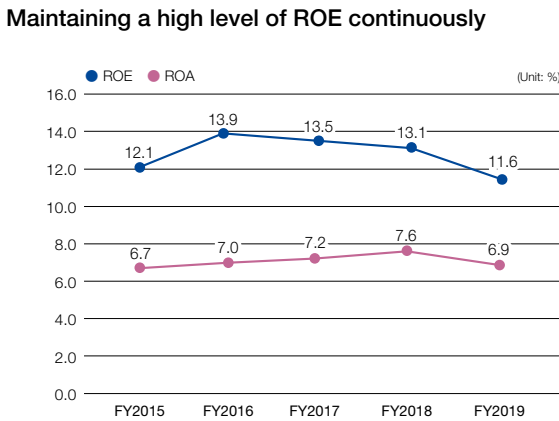
Sales Revenue by Region



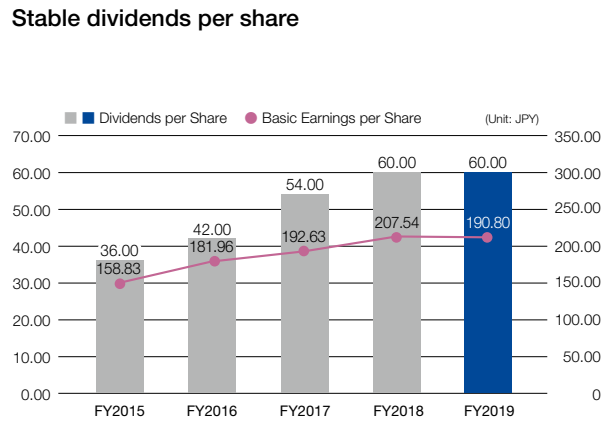
Operating Profit/Operating Profit Ratio



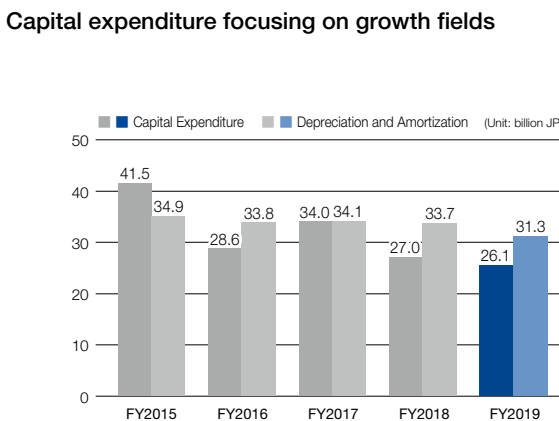
ROE/ROA



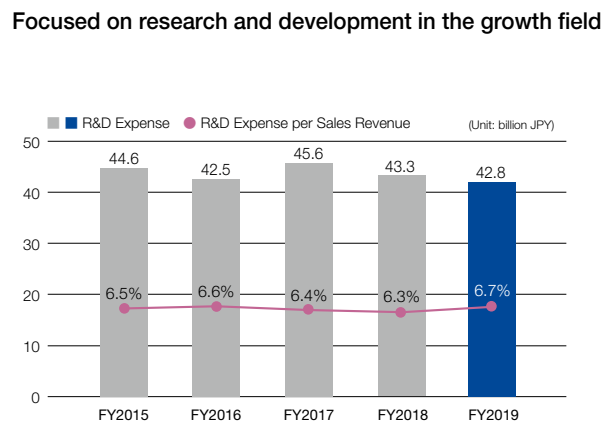
Basic Earnings per Share/Dividends per Share



Capital Expenditure/Depreciation and Amortization



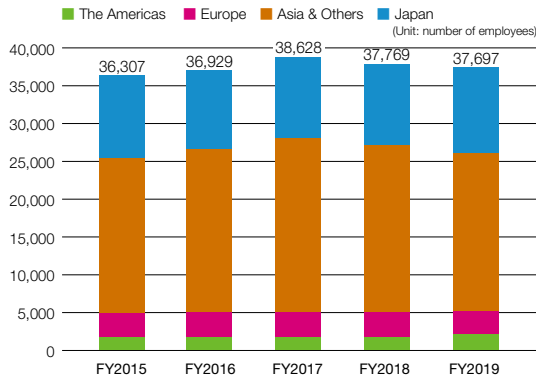
R&D Expense/R&D Expense per Sales Revenue



* The consolidated financial statements of the Brother Group have been prepared in accordance with International Financial Reporting Standards (IFRS) since FY2016. The financial figures for FY2015 provided herein are also in compliance with IFRS.

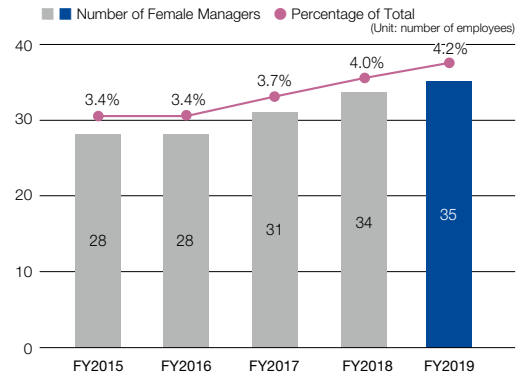
Workforce Breakdown by Region

Global human resources



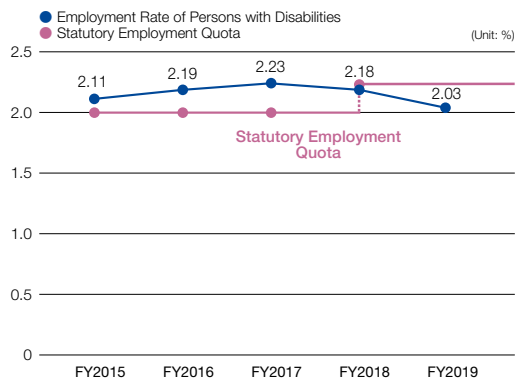
Rate of Women in Managerial Positions (Brother Industries, Ltd.)

Steadily appointing women to managerial positions to achieve diversity management



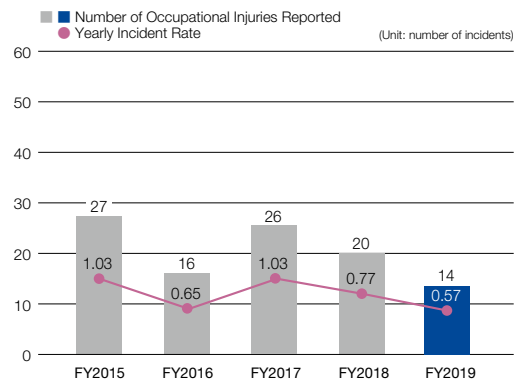
Employment Rate of Persons with Disabilities (Brother Industries, Ltd.)

Continuing to employ persons with disabilities



Number of Occupational Injuries Reported at Manufacturing Facilities

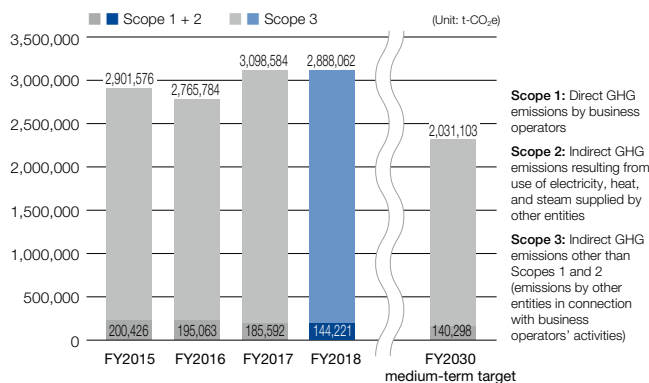
Globally promoting safety and health activities



Incident rate: (number of incident/number of employees) x 1,000

CO₂ Emissions^{*1} throughout the Entire Value Chain of the Brother Group^{*2}

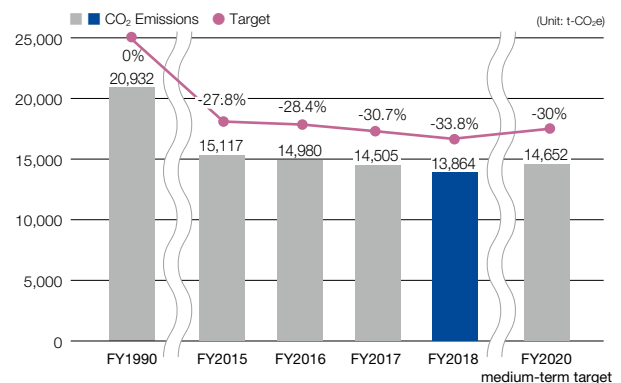
Aim for a 30% reduction in Scopes 1, 2 and 3 from FY2015 (medium-term target for FY2030)



Scope 1: Direct GHG emissions by business operators
Scope 2: Indirect GHG emissions resulting from use of electricity, heat, and steam supplied by other entities
Scope 3: Indirect GHG emissions other than Scopes 1 and 2 (emissions by other entities in connection with business operators' activities)

CO₂ Emissions^{*1} at Eight Business Sites in Japan

Cut total CO₂ emissions by 30% from FY1990 levels at eight business sites in Japan by FY2020 (absolute value)



*1 CO₂ emissions are calculated in accordance with ISO14064-1 and the rules stipulated in the basic guidelines concerning calculation of greenhouse gas emissions throughout the supply chain.

*2 The sum of CO₂ emissions produced by business activities at the Brother Group's manufacturing and non-manufacturing facilities in and outside Japan.