

IR Summary Sheet

■ Corporate Information(as of Sep 30, 2018)

Corporate Name	:	BROTHER INDUSTRIES,LTD.
Head Office	:	15-1 Naeshiro-cho.Mizuho-ku,Nagoya 467-8561 Japan
Date of Incorporation	:	January 15, 1934
Representative Director & President □	:	Ichiro Sasaki
Number of Employees	:	39,095(consolidated) 3,951(non-consolidated)

■ Consolidated Financial Results for FY17

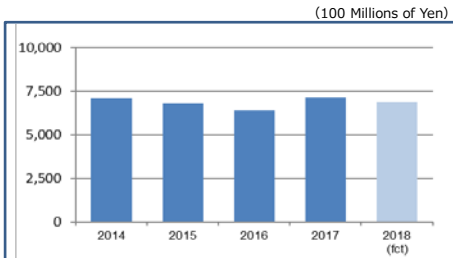
	(100 Millions of Yen)	
Sales Revenue	7,130	(vs FY16 +11.2 %)
Business Segment Profit	772	(vs FY16 +27.1 %)
Operating Profit	687	(vs FY16 +16.1 %)
Net Income	500	(vs FY16 +5.9 %)

■ Consolidated Financial Forecasts for FY18

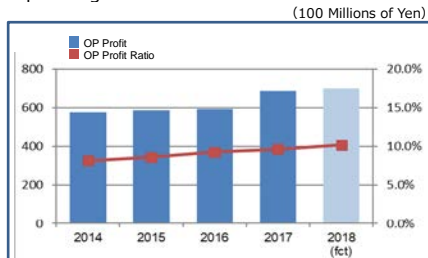
	(100 Millions of Yen)	
Sales Revenue	6,900	(vs FY17 -3.2 %)
Business Segment Profit*	690	(vs FY17 -10.7 %)
Operating Profit	700	(vs FY17 +1.9 %)
Net Income	520	(vs FY17 +4.0 %)

*revised in Nov, 2018

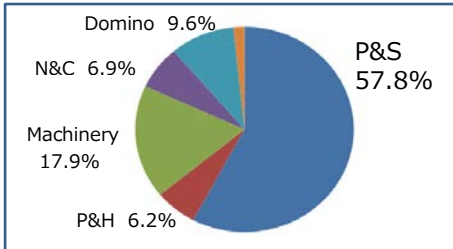
■ Sales Trend



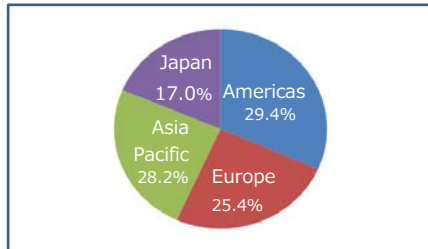
■ Operating Profit Trend



■ Sales by Segment(FY2017 Actual)



■ Sales by Regions(FY2017 Actual)

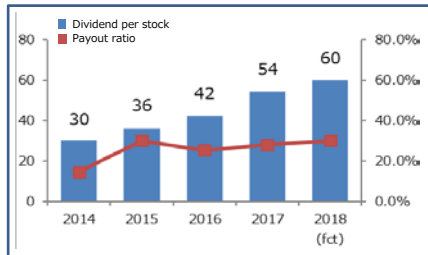


■ Summary of Mid-Term plan

Financial targets of FY2018*	
Sales revenue	685 billion yen
Operating profit	63 billion yen
Operating profit ratio	9.2%

* The financial targets of CS B2018 were revised in May 2017.

■ Dividend and Payout ratio



■ Global Network



■ Business Segments & Products

Printing & Solutions (P&S)

Personal & Home (P&H)

Network & Contents (N&C)

Machinery

Domino business