

For Windows® 7 Users

Additional item to 'Computer Requirements' in the User's Guide

Computer requirements

Computer Platform & Operating System Version ¹	Processor Minimum Speed	Minimum RAM	Recommended RAM	Hard Disk Space to install	Supported PC Interface ²
Windows® 7	Intel® Pentium® 4 or equivalent 64-bit (Intel® 64 or AMD64) supported CPU	1GB (32-bit) 2GB (64-bit)	1GB (32-bit) 2GB (64-bit)	50MB	USB, 10/100 Base TX (Ethernet), Wireless 802.11b/g

¹ Microsoft® Internet Explorer® 5.5 or greater.

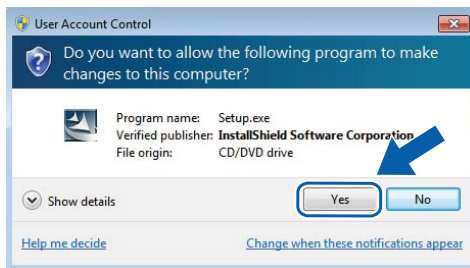
² Third party USB ports are not supported.

Instructions for installation

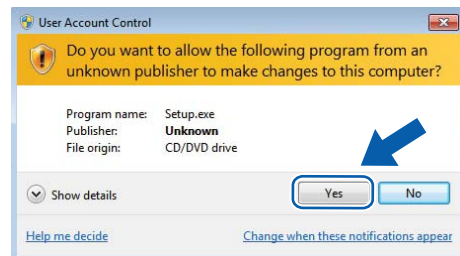
(HL-3040CN users)

If the **User Account Control** dialog box appears on your computer during installation of the printer driver or BRAdmin Light for Windows®, click **Yes**. Then, proceed to the next step in the Quick Setup Guide.

Printer Driver installation






BRAdmin Light for Windows® installation



About Status Monitor

Status Monitor display

If you have chosen to have the **Status Monitor** as an indicator on your Taskbar, you may find the  button on the taskbar. To show the **Status Monitor** icon on your taskbar, click the  button and then drag the  icon from the small window to the taskbar.

For all users

The data format of the HTML User's Guides has now changed to PDF.