

Safety and Legal

(HL-2130 / HL-2132 / HL-2135W / HL-2240 / HL-2240D / HL-2242D /
HL-2250DN / HL-2270DW / DCP-7055 / DCP-7057 / DCP-7057W /
DCP-7060D / DCP-7065DN / MFC-7360 / MFC-7362N / MFC-7360N /
MFC-7460DN / MFC-7470D / MFC-7860DW)

Not all models are available in all countries.

Please read this booklet before attempting to operate the product, or before attempting any maintenance. Failure to follow these instructions may result in an increased risk of fire, electrical shock, burns or suffocation.

Symbols and conventions used in the documentation

The following symbols and conventions are used throughout the documentation.

Bold	Bold typeface identifies specific buttons on the product's control panel, on the computer screen.
<i>Italics</i>	Italicized typeface emphasizes an important point or refers you to a related topic.
Courier New	Text in the Courier New font identifies messages on the LCD of the product.



Notes tell you how you should respond to a situation that may arise or give tips about how the operation works with other features.



Electrical Hazard icons alert you to possible electrical shock.



Improper Setup icons alert you to devices and operations that are not compatible with the product.



Hot Surface icons warn you not to touch product parts that are hot.

Follow all warnings and instructions marked on the product.



Note

The illustrations in this guide show the HL-2240D and MFC-7860DW.

⚠ WARNING

WARNING indicates a potentially hazardous situation which, if not avoided, could result in death or serious injuries.

⚠ CAUTION

CAUTION indicates a potentially hazardous situation which, if not avoided, may result in minor or moderate injuries.

❗ IMPORTANT

IMPORTANT indicates a potentially hazardous situation which, if not avoided, may result in damage to property or loss of product functionality.

Compilation and Publication


Under the supervision of Brother Industries, Ltd., this manual has been compiled and published, covering the latest product descriptions and specifications.

The contents of this manual and the specifications of this product are subject to change without notice.

Brother reserves the right to make changes without notice in the specifications and materials contained herein and shall not be responsible for any damages (including consequential) caused by reliance on the materials presented, including but not limited to typographical and other errors relating to the publication.

Choosing a location

Put your product on a flat, level, stable surface that is free of vibration and shocks, such as a desk. Put the product near a telephone socket and a standard grounded electrical socket. Choose a location where the temperature remains between 10°C and 32.5°C and the humidity is between 20% to 80% (without condensation).



⚠ WARNING

DO NOT expose the product to direct sunlight, excessive heat, open flames, corrosive gasses, moisture or dust.

DO NOT place the product near heaters, air conditioners, desk fan, refrigerators, water or chemicals.

⚠ CAUTION

Avoid placing your product in a high-traffic area.

DO NOT put the product where the ventilation holes of the product are blocked. Keep a gap of roughly 100 mm between the ventilation holes and the wall.

DO NOT connect your product to electrical sockets controlled by wall switches or automatic timers, or to the same circuit as large appliances that might disrupt the power supply.

Disruption of power can delete information from the product's memory.

Avoid interference sources, such as other cordless telephone systems or speakers.

Make sure cables leading to the product do not constitute a trip hazard.

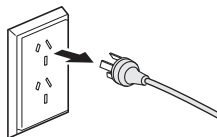
DO NOT eat the Silica Pack. Please discard. If ingested seek medical attention immediately.

To use the product safely


WARNING



There are high voltage electrodes inside the product. Before you clean the inside of the product, make sure you have unplugged the telephone line cord first (MFC only) and then the power cord from the electrical socket. Doing this will prevent an electrical shock.



DO NOT handle the plug with wet hands. Doing this might cause an electrical shock.



Always make sure the plug is fully inserted.



This product must be installed near an electrical socket that is easily accessible. In case of an emergency, you must unplug the power cord from the electrical socket to shut off the power completely.

Plastic bags are used in the packing of your product and drum unit. Plastic bags are not toys. To avoid the danger of suffocation, keep these bags away from babies and children and dispose of them properly.

DO NOT use flammable substances near the product. DO NOT use any type of spray to clean the inside or outside of the product. Doing this may cause a fire or electrical shock. See *Routine Maintenance* in the *User's Guide/Basic User's Guide* for how to clean the product.



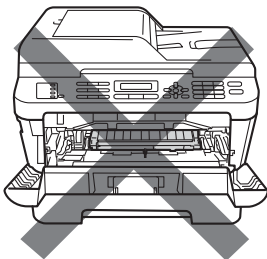
DO NOT use a vacuum cleaner to clean up scattered toner. Doing this might cause the toner dust to ignite inside the vacuum cleaner, potentially starting a fire. Please carefully clean the toner dust with a dry, lint-free soft cloth and dispose of it according to local regulations.

Be careful not to inhale toner.

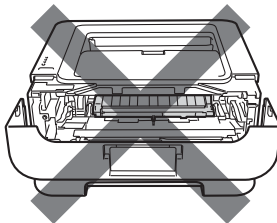


HOT SURFACE

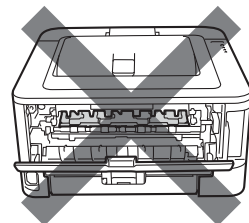
After you have just used the product, some internal parts of the product will be extremely hot. To prevent injury, DO NOT touch the shaded parts shown in the illustration, when you open the front or back cover (back output tray).



Inside the product
(Front View)



Inside the product
(Front View)



Inside the product
(Back View)

(MFC only)

Use caution when installing or modifying telephone lines. Never touch telephone wires or terminals that are not insulated unless the telephone line has been unplugged at the wall socket. Never install telephone wiring during a lightning storm. Never install a telephone wall socket in a wet location.

(MFC only)

When using your telephone equipment, basic safety precautions should always be followed to reduce the risk of fire, electrical shock and injury to people, including the following:

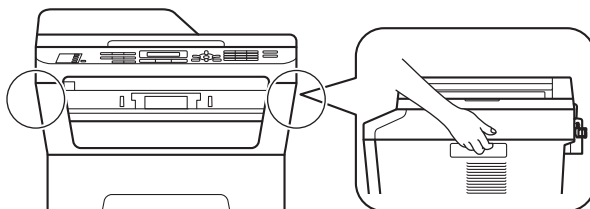
- 1 DO NOT use this product near water, for example, near a bath tub, wash bowl, kitchen sink or washing product, in a wet basement or near a swimming pool.
- 2 Avoid using this product during an electrical storm. There may be a remote risk of electric shock from lightning.
- 3 DO NOT use this product to report a gas leak in the vicinity of the leak.
- 4 We DO NOT advise using an extension lead.
- 5 Never install telephone wiring during a lightning storm. Never install a telephone wall socket in a wet location.
- 6 If any cables become damaged, disconnect your product, and contact your Brother dealer.
- 7 DO NOT place any objects on the product, or obstruct the air vents.
- 8 This product should be connected to an adjacent grounded AC power source within the range indicated on the rating label. DO NOT connect it to a DC power source or inverter. If you are not sure, contact a qualified electrician.

SAVE THESE INSTRUCTIONS

⚠ CAUTION

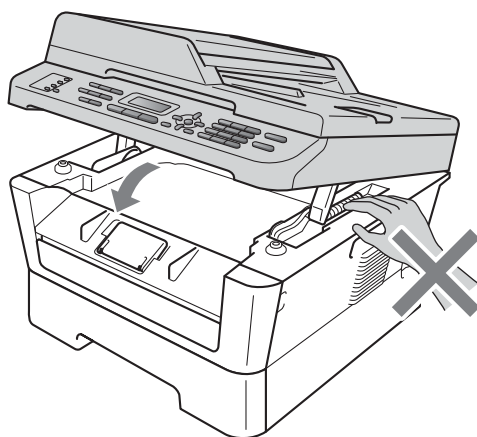
(MFC and DCP only)

When you move the machine, grasp the side handholds that are under the scanner. DO NOT carry the machine by holding it at the bottom.



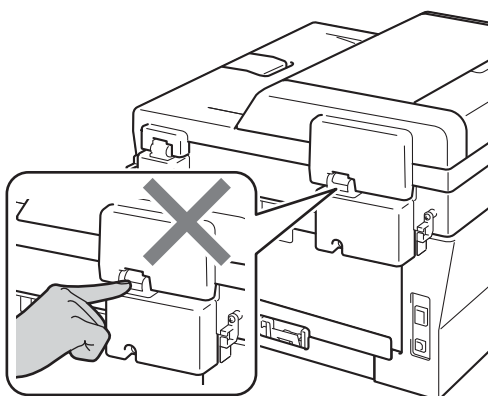
(MFC and DCP only)

Some areas of the product can cause injury if covers (shaded) are closed with force. Take care when placing your hand in the areas shown in the illustrations.



(MFC and DCP only)

To prevent injuries, be careful not to put your fingers in the areas shown in the illustrations.



! IMPORTANT

DO NOT remove or damage any of the caution or warning labels inside the product.



Important Information for Australia

IMPORTANT-For Your Safety

To ensure safe operation the three-pin plug supplied must be inserted only into a standard three-pin power point which is effectively grounded through the normal household wiring.

Extension cords used with the equipment must be three-conductor and be correctly wired to provide connection to ground. Incorrectly wired extension cords are a major cause of fatalities.

The fact that the equipment operates satisfactorily does not imply that the power is grounded and that the installation is completely safe. For your safety, if in any doubt about the effective grounding of the power, consult a qualified electrician.

Important safety instructions

- 1 Read all of these instructions.
- 2 Save these instructions for later reference.
- 3 Follow all warnings and instructions marked on the product.
- 4 Unplug this product from the wall socket before cleaning the machine and the scanner glass. DO NOT use liquid or aerosol cleaners. Use a dry, lint-free soft cloth for cleaning.
- 5 DO NOT use this product near water.
- 6 DO NOT place this product on an unstable cart, stand, or table. The product may fall, causing serious damage to the product.
- 7 Slots and openings in the casing at the back or bottom are provided for ventilation; to ensure reliable operation of the product and to protect it from overheating, these openings must not be blocked or covered. The openings should never be blocked by placing the product on a bed, sofa, rug, or other similar surface. This product should never be placed near or over a radiator or heater. This product should never be placed in a built-in installation unless adequate ventilation is provided.
- 8 This product should be connected to an AC power source within the range indicated on the rating label. DO NOT connect it to a DC power source or inverter. If you are not sure, contact a qualified electrician.
- 9 This product is equipped with a 3-wire grounded plug, a plug having a third (grounded) pin. This plug will only fit into a grounded power outlet. This is a safety feature. If you are unable to insert the plug into the outlet, call your electrician to replace your obsolete outlet. DO NOT defeat the purpose of the grounded plug.
- 10 Use only the power cord supplied with this product.
- 11 Use the product in a well-ventilated area.
- 12 Brother strongly recommends that you DO NOT use any type of extension cord.
- 13 DO NOT place anything on top of the power cord including this machine. DO NOT allow the power cord to be stepped on.
- 14 DO NOT place anything in front of the product that will block printed pages or received faxes. DO NOT place anything in the path of printed pages or received faxes.

- 15 DO NOT touch a document during printing.
- 16 Never push objects of any kind into this product through cabinet slots, since they may touch dangerous voltage points or short out parts resulting in a risk of fire or electric shock. Never spill liquid of any kind on the product.
- 17 DO NOT attempt to service this product yourself, because opening or removing covers may expose you to dangerous voltage points and/or other risks. Refer all servicing to service personnel.
- 18 Wait until pages have exited the machine before picking them up.
- 19 Unplug this product from the wall outlet and refer servicing to Authorised Service Personnel under the following conditions:
- When the power cord is damaged or frayed.
 - If liquid has been spilled into the product.
 - If the product has been exposed to rain or water.
 - If the product does not operate normally when the operating instructions are followed. Adjust only those controls that are covered by the operating instructions. Incorrect adjustment of other controls may result in damage and will often require extensive work by a qualified technician to restore the product to normal operation.
 - If the product has been dropped or the casing has been damaged.
 - If the product exhibits a distinct change in performance, indicating a need for service.
- 20 To reduce the risk of fire, electric shock and injury to people, note the following:
- DO NOT use this product near appliances that use water, a swimming pool or in a wet basement.
 - DO NOT use the product during an electrical storm (there is the remote possibility of an electrical shock) or to report a gas leak (MFC only) in the vicinity of the leak.
 - DO NOT use this product in the vicinity of a gas leak.

Important Information for New Zealand

IMPORTANT-For Your Safety

To ensure safe operation the three-pin plug supplied must be inserted only into a standard three-pin power point which is effectively grounded through the normal household wiring.

Extension cords used with the equipment must be three-conductor and be correctly wired to provide connection to ground. Incorrectly wired extension cords are a major cause of fatalities.

The fact that the equipment operates satisfactorily does not imply that the power is grounded and that the installation is completely safe. For your safety, if in any doubt about the effective grounding of the power, consult a qualified electrician.

Important Safety Instructions

- 1 Read all of these instructions.
- 2 Save these instructions for later reference.
- 3 Follow all warnings and instructions marked on the product.
- 4 Unplug this product from the wall outlet before cleaning the machine and the scanner glass. DO NOT use liquid or aerosol cleaners. Use a dry, lint-free soft cloth for cleaning.
- 5 The grant of a Telepermit for any item of terminal equipment indicates only that Telecom has accepted that the item complies with minimum conditions for connection to its network. It indicates no endorsement of the product by Telecom, nor does it provide any sort of warranty. Above all, it provides no assurance that any item will work correctly in all respects with another item of Telepermitted equipment of a different make or model, nor does it imply that any product is compatible with all of Telecom's network services.
- 6 This equipment does not fully meet Telecom's impedance requirements. Performance limitations may occur when used in conjunction with some parts of the network. Telecom will accept no responsibility should difficulties arise in such circumstances.
- 7 If a charge for local calls is acceptable, the "Dial Button" should not be used for local calls. Only the 7-digits of the local number should be dialled from your telephone. DO NOT dial the area code digit or the "0" prefix.
- 8 This equipment shall not be set to make automatic calls to the Telecom '111' Emergency Service.
- 9 This equipment should not be used under any circumstances which may constitute a nuisance to other Telecom customers.
- 10 Not all telephones will respond to incoming ringing when connected to the extension socket.
- 11 The answer delay setting of this equipment shall not be set to less than the default setting as this will destroy Caller ID information.
- 12 All persons using this device for recording telephone conversations shall comply with New Zealand law. This requires that at least one party to the conversation is to be aware that it is being recorded. In addition, the Principles enumerated in the Privacy Act 1993 shall be complied with in respect to the nature of the personal information collected, the purpose for its collection, how it is to be used and what it disclosed to any other party.

- 13 DO NOT place this product on an unstable surface, stand, or table. The product may fall, causing serious damage to the product.
- 14 Slots and openings in the casing and the back or bottom are provided for ventilation; to ensure reliable operation of the product and to protect it from overheating, these openings must not be blocked or covered. The openings should never be blocked by placing the product on a bed, sofa, rug, or other similar surface. This product should never be placed near or over a radiator or heater. This product should not be placed in a built-in installation unless proper ventilation is provided.
- 15 This product should be connected to an AC power source within the range indicated on the rating label. DO NOT connect it to a DC power source or inverter. If you are not sure, contact a qualified electrician.
- 16 This product is equipped with a 3-wire earthed plug. This plug will fit into only an earthed socket. This is a safety feature. If you are unable to insert the plug into the outlet, contact your electrician to replace your obsolete socket. DO NOT defeat the purpose of an earthed plug.
- 17 Use only the power cord supplied with this product.
- 18 Use the product in a well-ventilated area.
- 19 Brother strongly recommends that you DO NOT use any type of extension cord.
- 20 DO NOT place anything on top of the power cord including this machine. DO NOT allow the power cord to be stepped on.
- 21 DO NOT place anything in front of the product that will block printed pages or received faxes. DO NOT place anything in the path of printed pages or received faxes.
- 22 DO NOT touch a document during printing.
- 23 Never push objects of any kind into this product through cabinet slots, since they may touch dangerous voltage points or short out parts resulting in a risk of fire or electric shock. Never spill liquid of any kind on the product.
- 24 DO NOT attempt to service this product yourself, because opening or removing covers may expose you to dangerous voltage points and/or other risks. Refer all servicing to service personnel.
- 25 Unplug this product from the mains power and telephone line sockets, and refer servicing to qualified Service Personnel under the following conditions:
 - If the power cord is damaged or frayed.
 - If liquid has been spilled into the product.
 - If the product has been exposed to rain or water.
 - If the product does not operate normally when the operating instructions are followed. Adjust only those controls that are covered by the operating instructions. Incorrect adjustment of other controls may result in damage and will often require extensive work by a qualified technician to restore the product to normal operation.
 - If the product has been dropped or the casing has been damaged.
 - If the product exhibits a distinct change in performance, indicating a need for service.
- 26 This unit will only work in conjunction with a tone signalling (DTMF) telephone, but some telephones are not compatible. Since noise or speech from the telephone can upset dialling from this unit, errors may result if the devices are used together in other than quiet conditions.

- 27 Where it is necessary to dial prefix digits, such as a Caller Display override code ("0196" or "0197"), this unit will have to be used in conjunction with an associated tone signalling (DTMF) telephone.
- 28 Note that some telephones are not compatible with this unit and dialling errors may result if the two devices are used together in other than quiet conditions. The Telecom Faults Service is not to be called should such problems arise. In such cases, it is recommended that the prefix and wanted number are dialled manually.
- 29 This equipment may not provide for the effective hand-over of a call to another device connected to the same line.
- 30 This equipment is not capable, under all operating conditions, of correct operation at the higher speeds for which it is designed. Telecom will accept no responsibility should difficulties arise in such circumstances. This condition typically applies to 56 kbit/s modems and facsimile products operating at >14.4 kbit/s.
- 31 When using the Caller Line Identification incorporated in this device, verify the integrity of the recorded digits prior to dialling.
- 32 Some parameters required for compliance with Telecom's Telepermit requirements are dependent on the equipment (PC) associated with this device. The associated equipment shall be set to operate within the following limits for compliance with Telecom's Specifications:
- There shall be no more than 10 call attempts to the same number within any 30 minute period for any single manual call initiation, and
 - The equipment shall go on-hook for a period of not less than 30 seconds between the end of one attempt and the beginning of the next call attempt.
 - Automatic calls to different numbers are spaced such that there is not less than 5 seconds between the end of one call attempt and the beginning of another.
 - Equipment shall be set to ensure that calls are answered within 3 and 30 seconds of the receipt of ringing.
- 33 In the event of any problem with this device, it is to be disconnected, and a CPE item connected to one of its terminal ports may be connected directly in its place. The user should then arrange for the product to be repaired. Should the matter be reported to Telecom as a wiring fault and the fault is proven to be due to this product, a call out charge will be incurred by the customer.
- 34 The caller ID telephone numbers that are displayed and stored in this equipment include the caller's area code but not the toll access "0" prefix. When calling back it is necessary to add a "0" to the telephone number, or if the telephone number is a local number, omit the area code digit. If the toll services of a service provider other than Telecom are being used then a toll charge may be incurred if the "0" prefix toll access code and area code are used.
- 35 To reduce the risk of fire, electric shock and injury to people, note the following:
- DO NOT use this product near appliances that use water, a swimming pool or in a wet basement.
 - DO NOT use the product during an electrical storm (there is the remote possibility of an electrical shock) or to report a gas leak (MFC only) in the vicinity of the leak.
 - DO NOT use this product in the vicinity of a gas leak.

IMPORTANT NOTICE

Under power failure conditions, this telephone may not operate. Please ensure that a separate telephone, not dependent on local power, is available for emergency use in emergencies.

Important Information for Some Countries

Important Safety Instructions

- 1 Read all of these instructions.
- 2 Save these instructions for later reference.
- 3 Follow all warnings and instructions marked on the product.
- 4 Unplug this product from the wall outlet before cleaning the machine and the scanner glass. DO NOT use liquid or aerosol cleaners. Use a dry, lint-free soft cloth for cleaning.
- 5 DO NOT place this product near water.
- 6 DO NOT place this product on an unstable cart, stand, or table. The product may drop, causing serious damage to the product.
- 7 Slots and openings in the casing at the back or bottom are provided for ventilation; to ensure reliable operation of the product and to protect it from overheating, these openings must not be blocked or covered. The openings should never be blocked by placing the product on a bed, sofa, rug, or other similar surface. This product should never be placed near or on a radiator or heater. This product should never be placed in a built-in installation unless adequate ventilation is provided.
- 8 This product should be connected to an AC power source within the range indicated on the rating label. DO NOT connect it to a DC power source or inverter. If you are not sure, contact a qualified electrician.
- 9 This product is equipped with a 2-wire grounding type plug or a 3-wire grounding type plug (Only for Singapore, Malaysia, Hong Kong and India), a plug having two or three pins. This plug will only fit into only a grounding-type power outlet. This is a safety feature. If you are unable to insert the plug into the outlet, contact your electrician to replace your obsolete outlet. DO NOT defeat the purpose of the grounding-type plug.
- 10 Use only the power cord supplied with this product.
- 11 DO NOT place anything on top of the power cord including this machine. DO NOT allow the power cord to be stepped on.
- 12 Use the product in a well-ventilated area.
- 13 Brother strongly recommends that you DO NOT use any type of extension cord.
- 14 If an extension cord is used with this product, make sure that the total ampere ratings on the products plugged into the extension cord DO NOT exceed the extension cord ampere rating.
- 15 DO NOT place anything in front of the product that will block printed pages or received faxes. DO NOT place anything in the path of printed pages or received faxes.
- 16 DO NOT touch a document during printing.
- 17 Never push objects of any kind into this product through cabinet slots, since they may touch dangerous voltage points or short out parts resulting in the risk of fire or electric shock. Never spill liquid of any kind on the product.

- 18 DO NOT attempt to service this product yourself, as opening or removing covers may expose you to dangerous voltage points and/or other risks, and may void your warranty. Please refer all servicing to our Authorized Service Personnel. A list of Authorized Service Centres has been included for your convenience, or you may contact the Brother Dealer for Service.
- 19 Unplug this product from the wall outlet and refer servicing to Authorized Service Personnel under the following conditions:
- If the power cord is damaged or frayed.
 - If the product has been spilled by liquid.
 - If the product has been exposed to rain or water.
 - If the product does not operate normally when the operating instructions are followed. Adjust only those controls that are covered by the operating instructions. Incorrect adjustment of other controls may result in damage and will often require extensive work by a qualified technician to restore the product to normal operation.
 - If the product has been dropped or the casing has been damaged.
 - If the product exhibits a distinct change in performance, indicating a need for service.
- 20 To protect your product against power surges, we recommend the use of a power protection device (Surge Protector)
- 21 To reduce the risk of fire, electric shock and injury to people, note the following:
- DO NOT use this product near appliances that use water, a swimming pool or in a wet basement.
 - DO NOT use the product during an electrical storm (there is the remote possibility of an electrical shock) or to report a gas leak (MFC only) in the vicinity of the leak.
 - DO NOT use this product in the vicinity of a gas leak.

WARNING

For protection against the risk of electrical shock, always disconnect all cables from the wall outlet before servicing, modifying or installing the equipment.

This equipment may not be used on coin service lines provided by the telephone company or connected to party lines.

Brother cannot accept any financial or other responsibilities that may be the result of your use of this information, including direct, special or consequential damages. There are no warranties extended or granted by this document.

Regulation

Declaration of Conformity (Europe only)

**(HL-2130 / HL-2132 / HL-2240 / HL-2240D / HL-2242D / HL-2250DN /
DCP-7055 / DCP-7057 / DCP-7060D / DCP-7065DN)**

We, Brother Industries, Ltd.

15-1, Naeshiro-cho, Mizuho-ku, Nagoya 467-8561 Japan

declare that this product is in compliance with the essential requirements of Directives 2004/108/EC, 2006/95/EC and 2005/32/EC.

The Declaration of Conformity (DoC) is on our Website.

Please go to <http://solutions.brother.com/>.

- choose region (eg. Europe)
- choose country
- choose your model
- choose “Manuals”
- choose Declaration of Conformity (Select Language when required.)

Declaration of Conformity (Europe only)

**(HL-2135W / HL-2270DW / DCP-7057W / MFC-7360 /
MFC-7362N / MFC-7360N / MFC-7460DN / MFC-7470D /
MFC-7860DW)**

We, Brother Industries, Ltd.

15-1, Naeshiro-cho, Mizuho-ku, Nagoya 467-8561 Japan

declare that this product is in compliance with the essential requirements of Directives 1999/5/EC and 2005/32/EC.

The Declaration of Conformity (DoC) is on our Website.

Please go to <http://solutions.brother.com/>.

- choose region (eg. Europe)
- choose country
- choose your model
- choose “Manuals”
- choose Declaration of Conformity (Select Language when required.)

IEC60825-1:2007 Specification (For 220-240V Models Only)

This product is a Class 1 laser product as defined in IEC60825-1:2007 specifications. The label shown below is attached in countries where required.

This product has a Class 3B Laser Diode which emits invisible laser radiation in the Laser Unit. The Laser Unit should not be opened under any circumstances.



Internal Laser radiation

Wave length: 770 - 800 nm

Output: 25 mW max.

Laser Class: Class 3B

WARNING

Use of controls, adjustments or performance of procedures other than those specified in this manual may result in hazardous radiation exposure.

Disconnect device

This product must be installed near an electrical socket that is easily accessible. In case of emergencies, you must disconnect the power cord from the electrical socket to shut off power completely.

Approval Information (MFC only)

THIS EQUIPMENT IS DESIGNED TO WORK WITH A TWO WIRE ANALOGUE PSTN LINE FITTED WITH THE APPROPRIATE CONNECTOR.

Brother advises that this product may not function correctly in a country other than where it was originally purchased, and does not offer any warranty in the event that this product is used on public telecommunication lines in another country.

LAN connection (Network models only)

CAUTION

DO NOT connect this product to a LAN connection that is subject to over-voltages.

Radio interference

This product complies with EN55022 (CISPR Publication 22)/Class B.

International ENERGY STAR® Qualification Statement

The purpose of the International ENERGY STAR® Program is to promote the development and popularization of energy-efficient office equipment.

As an ENERGY STAR® Partner, Brother Industries, Ltd. has determined that this product meets the ENERGY STAR® specifications for energy efficiency.



Trademarks

The Brother logo is a registered trademark of Brother Industries, Ltd.

Brother is a registered trademark of Brother Industries, Ltd.

Microsoft, Windows, Windows Server, Outlook and Internet Explorer are either registered trademarks or trademarks of Microsoft Corporation in the United States and/or other countries.

Windows Vista is either a registered trademark or trademark of Microsoft Corporation in the United States and/or other countries.

Apple, Macintosh, Safari and Mac OS are trademarks of Apple Inc., registered in the U.S. and other countries.

Linux is the registered trademark of Linus Torvalds in the U.S. and other countries.

UNIX is a registered trademark of The Open Group in the United States and other countries.

Intel, Intel Core and Pentium are trademarks of Intel Corporation in the U.S. and other countries.

AMD is a trademark of Advanced Micro Devices, Inc.

Adobe, Illustrator, Photoshop, PostScript and PostScript 3 are either registered trademarks or trademarks of Adobe Systems Incorporated in the United States and/or other countries.

Corel and CorelDRAW are trademarks or registered trademarks of Corel Corporation and/or its subsidiaries in Canada, the United States and/or other countries.

Wi-Fi and Wi-Fi Alliance are registered trademarks of the Wi-Fi Alliance.

AOSS is a trademark of Buffalo Inc.

Nuance, the Nuance logo, PaperPort and ScanSoft are trademarks or registered trademarks of Nuance Communications, Inc. or its affiliates in the United States and/or other countries.

Each company whose software titles is mentioned in this manual has a Software License Agreement specific to its proprietary programs.

Any trade names and product names of companies appearing on Brother products, related documents and any other materials are all trademarks or registered trademarks of those respective companies.

Open Source Licensing Remarks

This product includes open-source software.

Please see Open Source Licensing Remarks and Copyright information on the supplied CD-ROM.

(For Windows®) "X:\License.txt" (where X is your drive letter).

(For Macintosh) Double-click the CD-ROM icon on your desktop. Then double-click the **Utilities** icon. License.rtf will appear.

Copyright and License

©2010 Brother Industries, Ltd. All rights reserved.

This product includes software developed by the following vendors:

©1983-1998 PACIFIC SOFTWARES, INC. ALL RIGHTS RESERVED.

©2010 Devicescape Software, Inc. All rights reserved.

This product includes the "KASAGO TCP/IP" software developed by ZUKEN ELMIC, Inc.

Other Information (MFC-7470D and MFC-7860DW)*

*Not available for any restricted countries subject to any applicable export control status

FlashFX® is a registered trademark of Datalight, Inc.

FlashFX® Copyright 1998-2010 Datalight, Inc.

U.S. Patent Office 5,860,082/6,260,156

FlashFX® Pro™ is a trademark of Datalight, Inc.

Reliance™ is a trademark of Datalight, Inc.

Datalight® is a registered trademark of Datalight, Inc.

Copyright 1989-2010 Datalight, Inc., All Rights Reserved

Unlawful use of copying equipment (MFC and DCP only)

It is an offence to make reproductions of certain items or documents with the intent to commit fraud. The following is a non-exhaustive list of documents which it may be unlawful to produce copies of. We suggest you check with your legal adviser and/or the relevant legal authorities if in doubt about a particular item or document:

- Currency
- Bonds or other certificates of debt
- Certificates of Deposit
- Armed forces service or draft papers
- Passports
- Postage stamps (cancelled or uncanceled)
- Immigration papers
- Welfare documents
- Cheques or drafts drawn by governmental agencies
- Identifying badges or insignias

In addition, driving licenses and/or Certificates of Title to motor vehicles may not be copied under certain national laws.

Copyrighted works cannot be copied lawfully, subject to the “fair dealing” exception relating to sections of a copyrighted work. Multiple copies would indicate improper use. Works of art should be considered the equivalent of copyrighted works.

brother®