



# Product Safety Guide

(HL-5440D / 5450DN / 5470DW(T) / 6180DW(T) / DCP-8110DN / 8150DN / 8155DN / MFC-8510DN / 8710DW / 8810DW / 8910DW / 8950DW(T))

Please read this guide before attempting to operate the product, or before attempting any maintenance. Failure to follow these instructions may result in an increased risk of personal injury or damage to property, including through fire, electrical shock, burns or suffocation. Brother shall not be liable for damage caused where the product owner has failed to follow the instructions set out in this guide.

Read all of the instructions. Save them for later reference.

## Symbols and conventions used in the documentation

The following symbols and conventions are used throughout the documentation.

### WARNING

WARNING indicates a potentially hazardous situation which, if not avoided, could result in death or serious injuries.

### CAUTION

CAUTION indicates a potentially hazardous situation which, if not avoided, may result in minor or moderate injuries.

### Important

Important indicates a potentially hazardous situation which, if not avoided, may result in damage to property or loss of product functionality.



Prohibition icons indicate actions that must not be performed.



Electrical Hazard icons alert you to possible electrical shock.



Fire Hazard icons alert you to the possibility of fire.



Hot Surface icons warn you not to touch product parts that are hot.



Notes tell you how you should respond to a situation that may arise or give tips about how the operation works with other features.

#### **Bold**

Bold typeface identifies specific keys on the product's control panel or on the computer screen.

#### *Italics*

Italicized typeface emphasizes an important point or refers you to a related topic.

#### Courier New

Text in Courier New font identifies messages on the LCD of the product.

Follow all warnings and instructions marked on the product.



#### Note

- Not all models are available in all countries.
- The illustrations in this guide show the HL-5470DW and MFC-8510DN.

(HL-6180DW(T) / DCP-8110DN / 8150DN / 8155DN) In USA:

Please go to the Brother Solutions Center at <http://solutions.brother.com/> and click Manuals on your model page to download the other manuals.

# Compilation and Publication

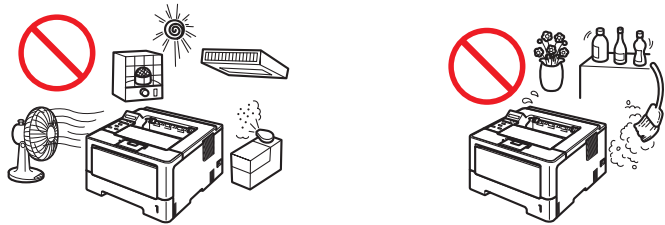
Under the supervision of Brother Industries, Ltd., this manual has been compiled and published, covering the latest product descriptions and specifications.

The contents of this manual and the specifications of this product are subject to change without notice.

Brother reserves the right to make changes without notice in the specifications and materials contained herein and shall not be responsible for any damages (including consequential) caused by reliance on the materials presented, including but not limited to typographical and other errors relating to the publication.

## Choosing a location

Put your product on a flat, level, stable surface that is free of vibration and shocks, such as a desk. Put the product near a telephone wall jack (MFC only) and a standard grounded AC power outlet. Choose a location where the temperature remains between 50°F and 90.5°F (10°C and 32.5°C) and the humidity is between 20% to 80% (without condensation).



### **⚠ WARNING**



DO NOT expose the product to direct sunlight, excessive heat, open flames, corrosive gasses, moisture or dust. Doing so may create a risk of an electrical shock, electrical short or fire. It may also damage the product and/or render it inoperable.



DO NOT place the product near heaters, air conditioners, electrical fans, refrigerators, or water. Doing so may create the risk of a short circuit or fire, as water may come into contact with the product (including condensation caused by heating/air conditioning/ventilation equipment).



DO NOT place the product near chemicals or in a place where chemicals could be spilled on it. Should chemicals come into contact with the product, there may be a risk of fire or electric shock. In particular, organic solvents or liquids such as benzene, paint thinner, polish remover, or deodorizer may melt or dissolve the plastic cover and/or cables, resulting in a risk of fire or electric shock. These or other chemicals may also cause the product to malfunction or become discolored.

---



DO NOT put the product in a location that blocks or obstructs any slot or opening in the product. These slots and openings are provided for ventilation. Blocking the product's ventilation could create a risk of overheating and/or fire.

Instead:

- Keep a gap of at least 6 in. (150 mm) between the ventilation hole and the wall.
  - Place the product on a solid surface. DO NOT place the product on a bed, sofa, rug, or other similar soft surface.
  - DO NOT place this product near or over a radiator or heater.
  - DO NOT place this product in a “built-in” installation unless adequate ventilation is provided.
- 



DO install your product near an AC power outlet that is easily accessible. In the event of an emergency, easy access to the plug and outlet will allow you to shut off power to the product quickly and completely.

---

Plastic bags are used in the packing of your machine. Plastic bags are not toys. To avoid the danger of suffocation, keep these bags away from babies and children and dispose of them correctly.

---

## **⚠ CAUTION**

Avoid placing your product in a high-traffic area. If you must place it in a high-traffic area, ensure that the product is in a safe location where it cannot be accidentally knocked-over, which could cause injury to you or others and serious damage to the product. Also ensure that cords are secured so as not to pose a tripping hazard.

---

DO NOT eat the silica gel pack. Please throw away. If ingested seek medical attention immediately.

---

DO NOT place heavy objects on the product. DO NOT place this product on an unstable cart, stand, or table, particularly if children are expected to be near the product. The product is heavy and may fall, causing injury to you or others, and serious damage to the product. For MFC and DCP products, there is an added risk of injury if the scanner glass should break.

---

## **❗ Important**

---

- DO NOT put objects on top of the product. Doing so could increase the risk of overheating should the product malfunction.
  - DO NOT place your product next to devices that contain magnets or generate magnetic fields. Doing so may interfere with the operation of the product, causing print quality problems.
  - DO NOT place your product next to sources of interference, such as speakers or the base units of non Brother cordless telephones. Doing so may interfere with the operation of the product's electronic components.
  - DO NOT connect your product to an AC power outlet controlled by wall switches or automatic timers. Disruption of power can delete information from the product's memory.
  - DO NOT connect your product to an AC power outlet on the same circuit as large appliances or other equipment that requires a significant amount of electricity to operate. Operating this product in conjunction with the other product(s) could create an overvoltage, tripping your circuit breaker or blowing your fuse.
-

# To use the product safely

Please keep these instructions for later reference and read them before attempting any maintenance. If you do not follow these safety instructions, there is a possibility of a fire, electrical shock, burn or suffocation.

## WARNING

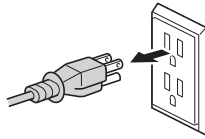
### ELECTRICAL HAZARDS

*Failure to follow the warnings in this section may create the risk of an electrical shock. In addition, you could create an electrical short, which may create the risk of a fire.*


---



There are high voltage electrodes inside the product. Before you access the inside of the product, including for routine maintenance such as cleaning, make sure you have unplugged the telephone line cord first (MFC only) and then the power cord from the AC power outlet, as well as any telephone (RJ-11) (MFC only) or Ethernet (RJ-45) cables (Network models only) from the product. Never push objects of any kind into this product through cabinet slots, since they may touch dangerous voltage points or short out parts.



DO NOT handle the plug with wet hands.



Always make sure the plug is fully inserted. DO NOT use the product or handle the cord if the cord has become worn or frayed.

---



DO NOT use this product during an electrical storm.



DO NOT allow this product to come into contact with water. This product should not be used around standing water, including a bath tub, sink, or swimming pool; around appliances containing water, including a refrigerator; or in a wet basement.

---



This product should be connected to an AC power source within the range indicated on the rating label. DO NOT connect it to a DC power source or inverter. If you are not sure what kind of power source you have, contact a qualified electrician.

---



#### Power Cord Safety:

- This product is equipped with a 3-wire grounded plug. This plug will only fit into a grounded power outlet. This is a safety feature. If you are unable to insert the plug into the outlet, call your electrician to replace your obsolete outlet. DO NOT defeat the purpose of the grounded plug.
  - Use only the power cord supplied with this product.
  - DO NOT allow anything to rest on the power cord. DO NOT place this product where people can walk on the cord. DO NOT place this product in a position where the cord is stretched or strain is otherwise put on the cord. Doing so may cause the cord to become worn or frayed.
  - Brother strongly recommends that you DO NOT use any type of extension cord.
- 




(MFC only)

Use caution when installing or modifying telephone lines. Never touch telephone wires or terminals that are not insulated unless the telephone line has been unplugged at the wall jack.

Never install telephone wiring during a lightning storm. Never install a telephone wall jack in a wet location.



- DO NOT put a toner cartridge or a toner cartridge and drum unit assembly into a fire. It could explode, resulting in injuries.
- DO NOT use flammable substances, any type of spray, or an organic solvent/liquid containing alcohol or ammonia to clean the inside or outside of the product. Doing so could cause a fire or electrical shock. Instead, use only a dry, lint-free cloth. For instructions on how to clean the product: >> User's Guide/Basic User's Guide: *Routine Maintenance*.



DO NOT attempt to operate this product with a paper jam or with stray pieces of paper inside the product. Prolonged contact of the paper with the drum unit could cause a fire.



DO NOT use a vacuum cleaner to clean up scattered toner. Doing this might cause the toner dust to ignite inside the vacuum cleaner, potentially starting a fire. Please carefully clean the toner dust with a dry, lint-free soft cloth and dispose of it according to local regulations.

---

DO NOT inhale the toner powder. If toner powder is inhaled, please follow these steps immediately:

- Move to an area with plenty of fresh air.
- Gargle and rinse your mouth out with plenty of water.
- If you develop a cough or any other symptoms soon after inhaling the toner, consult your doctor immediately.

If toner powder is swallowed, rinse your mouth immediately and drink plenty of fresh water to dilute the toner. Then consult your doctor immediately thereafter. For more safety information regarding the toners used in your product, please visit the following web address to read the Safety Data Sheets <http://sds.brother.co.jp/sdsapp/index.html>, which include important information about the chemical composition of the toners and the precautions to take in case of overexposure to toner.

---

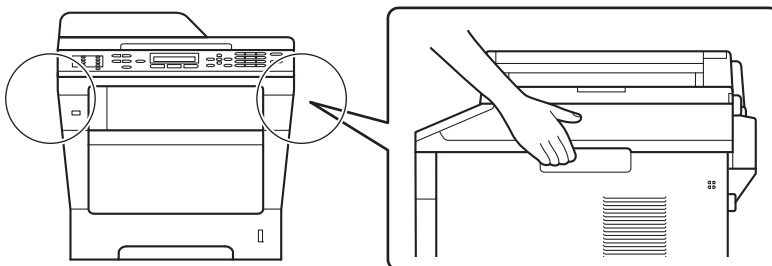
### HOT SURFACE

After you have just used the product, some internal parts of the product will be extremely hot. Wait at least 10 minutes for the product to cool down before you touch the internal parts of the product.



(MFC and DCP only)

When moving the product, grasp the side handholds firmly from the front of the product. The side handholds are located under the scanner. DO NOT carry the product by holding it at the bottom.






---

(DCP-8150DN/8155DN/MFC-8710DW/8810DW/8910DW/8950DW(T) only)

This product is heavy and weighs more than 39.7 lb. (18.0 kg) including paper. To prevent possible injuries at least two people should lift the product by holding it from the front and back.




---

If you use a Lower Tray, DO NOT carry the product with the Lower Tray as you may be injured or cause damage to the product because it is not attached to the Lower Tray.

## **⚠ CAUTION**

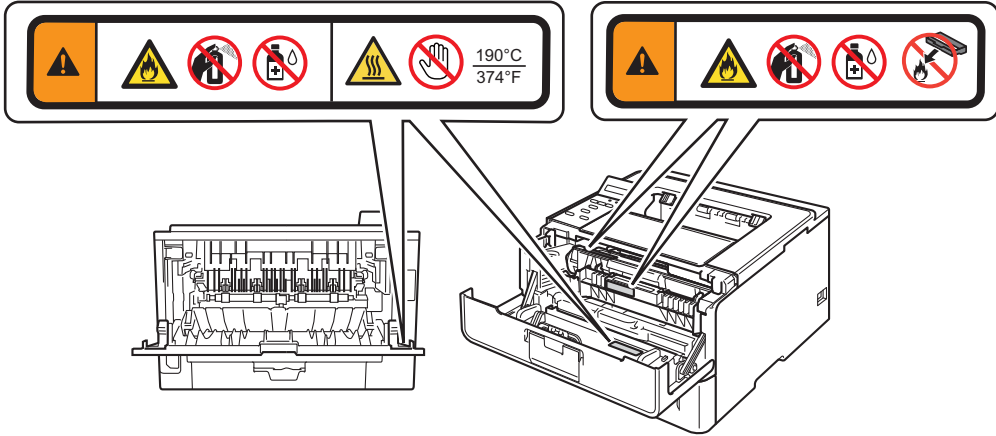
(MFC and DCP only)

To prevent injuries, be careful not to put your fingers in the areas shown in the illustrations.



## ! Important

DO NOT remove or damage any of the caution or warning labels inside the product.



## 📝 Note

Lightning and power surges can damage this product. We recommend the use of a quality surge protection device on the AC power line and any telephone (RJ-11) (MFC only) or Ethernet (RJ-45) cable (Network models only) plugged into the product. We DO NOT guarantee the effectiveness of any surge protection device acquired for use with this product.

## Important safety instructions

---

- 1 Read all of these instructions.
- 2 Save them for later reference.
- 3 Follow all warnings and instructions marked on the product.
- 4 DO NOT place anything in front of the product that will block received faxes (MFC only) or printed pages. DO NOT place anything in the path of received faxes (MFC only) or printed pages.
- 5 Wait until pages have exited the product before picking them up.
- 6 DO NOT attempt to service this product yourself because opening or removing covers may expose you to dangerous voltage points and other risks and may void your warranty. Refer all servicing to a Brother Authorized Service Center.

For the location of your nearest Brother Authorized Service Center, please call:

**In USA:** 1-877-BROTHER (1-877-276-8437)

**In Canada:** 1-877-BROTHER

- 7 Unplug this product from the AC power outlet and refer all servicing to Brother Authorized Service Personnel under the following conditions:
  - When the power cord is damaged or frayed. (DO NOT touch the damaged/frayed part while unplugging your product.)
  - If liquid has been spilled into the product.
  - If the product has been exposed to rain or water.
  - If the product does not operate normally when the operating instructions are followed. Adjust only those controls that are covered by the operating instructions. Improper adjustment of other controls may result in damage and will often require extensive work by a qualified technician to restore the product to normal operation.
  - If the product has been dropped or the casing has been damaged.
  - If the product exhibits a distinct change in performance, indicating a need for service.

# Regulation

## WARNING



(MFC only)

When using your telephone equipment, basic safety precautions should always be followed to reduce the risk of fire, electrical shock and injury to people, including the following:

- 1 DO NOT use this product near water, for example, near a bath tub, wash bowl, kitchen sink or washing machine, in a wet basement or near a swimming pool.
- 2 Avoid using this product during an electrical storm. There may be a remote risk of electric shock from lightning.
- 3 DO NOT use this product to report a gas leak in the vicinity of the leak.
- 4 Use only the power cord provided with the product.

SAVE THESE INSTRUCTIONS

---



(MFC only)

To reduce the risk of shock or fire, use only a No. 26 AWG or larger telecommunication line cord.

---



### **Disconnect device**

This product must be installed near an AC power outlet that is easily accessible. In case of emergencies, you must disconnect the power cord from the AC power outlet to shut off power completely.

## Standard telephone and FCC notices (MFC only)

---

**These notices are in effect on models sold and used in the United States only.**

**When programming emergency numbers or making test calls to emergency numbers:**

- Remain on the line and briefly explain to the dispatcher the reason for the call before hanging up.
- Perform these activities in the off-peak hours, such as early morning or late evening.

This equipment complies with Part 68 of the FCC rules and the requirements adopted by the ACTA. On the backside of this equipment is a label that contains, among other information, a product identifier in the format US: AAAEQ##TXXXX. If requested, this number must be provided to the telephone company.

You may safely connect this equipment to the telephone line by means of a standard modular jack, USOC RJ11C.

A plug and jack used to connect this equipment to the premises wiring and telephone network must comply with the applicable FCC Part 68 rules and requirements adopted by the ACTA. A compliant telephone cord and modular plug is provided with this product. It is designed to be connected to a compatible modular jack that is also compliant. (See installation instructions for details.)

The REN is used to determine the number of devices that may be connected to a telephone line. Excessive RENs on a telephone line may result in the devices not ringing in response to an incoming call. In most but not all areas, the sum of RENs should not exceed five (5.0). To be certain of the number of devices that may be connected to a line, as determined by the total RENs, contact the local telephone company. For products approved after July 23, 2001, the REN for this product is part of the product identifier that has the format US:AAAEQ##TXXXX. The digits represented by ## are the REN without a decimal point (e.g., 06 is a REN of 0.6). For earlier products, the REN is separately shown on the label.

If this equipment causes harm to the telephone network, the telephone company will notify you in advance that temporary discontinuance of service may be required. But if advance notice is not practical, the telephone company will notify the customer as soon as possible. Also, you will be advised of your right to file a complaint with the FCC if you believe it is necessary.

The telephone company may make changes in its facilities, equipment, operations or procedures that could affect the operation of the equipment. If this happens the telephone company will provide advance notice in order for you to make necessary modifications to maintain uninterrupted service.

If trouble is experienced with this equipment, for repair or warranty information, please contact Brother Customer Service. (➤➤ Basic User's Guide: *Brother numbers*) If the equipment is causing harm to the telephone network, the telephone company may request that you disconnect the equipment until the problem is resolved.

Connection to party line service is subject to state tariffs. Contact the state public utility commission, public service commission or corporation commission for information.

If your home has specially wired alarm equipment connected to the telephone line, ensure the installation of this equipment does not disable your alarm equipment. If you have questions about what will disable alarm equipment, call your telephone company or a qualified installer.

If you are not able to solve a problem with your product, call Brother Customer Service. (▶▶ Basic User's Guide: *Brother numbers*)

## **WARNING**



For protection against the risk of electrical shock, always disconnect all cables from the wall outlet before servicing, modifying or installing the equipment.

### **Important**

- This equipment may not be used on coin service lines provided by the telephone company or connected to party lines.
- Brother cannot accept any financial or other responsibilities that may be the result of your use of this information, including direct, special or consequential damages. There are no warranties extended or granted by this document.
- This product has been certified to comply with FCC standards, which are applied to the USA only. A grounded plug should be plugged into a grounded AC power outlet after checking the rating of the local power supply for the product to operate properly and safely.

## **Federal Communications Commission (FCC) Declaration of Conformity (USA only)**

Responsible Party: Brother International Corporation  
100 Somerset Corporate Boulevard  
Bridgewater, NJ 08807-0911 USA  
TEL: (908) 704-1700

declares, that the products

Product Name:

HL-5440D/HL-5450DN/HL-5470DW/HL-5470DWT/HL-6180DW/HL-6180DWT/  
DCP-8110DN/DCP-8150DN/DCP-8155DN/  
MFC-8510DN/MFC-8710DW/MFC-8810DW/MFC-8910DW/MFC-8950DW/MFC-8950DWT

Model Numbers: HL-54/HL-61/DCP-8110DN/DCP-8150DN/DCP-8155DN/  
MFC-8510DN/MFC-8710DW/MFC-8810DW/MFC-8910DW/MFC-8950DW/MFC-8950DWT

Product Options: LT-5400

comply with Part 15 of the FCC Rules. Operation is subject to the following two conditions: (1) This device may not cause harmful interference, and (2) this device must accept any interference received, including interference that may cause undesired operation.

This equipment has been tested and found to comply with the limits for a Class B digital device, pursuant to Part 15 of the FCC Rules. These limits are designed to provide reasonable protection against harmful interference in a residential installation. This equipment generates, uses, and can radiate radio frequency energy and, if not installed and used in accordance with the instructions, may cause harmful interference to radio communications. However, there is no guarantee that interference will not occur in a particular installation. If this equipment does cause harmful interference to radio or television reception, which can be determined by turning the equipment off and on, the user is encouraged to try to correct the interference by one or more of the following measures:

- Reorient or relocate the receiving antenna.
- Increase the separation between the equipment and receiver.
- Connect the equipment into an outlet on a circuit different from that to which the receiver is connected.
- Call the dealer or an experienced radio/TV technician for help.
- (Wireless network models only)

This transmitter must not be co-located or operated in conjunction with any other antenna or transmitter.

### **!** Important

---

- Changes or modifications not expressly approved by Brother Industries, Ltd. could void the user's authority to operate the equipment.
  - A shielded interface cable should be used to ensure compliance with the limits for a Class B digital device.
-

## **Industry Canada Compliance Statement (Canada only)**

---

This Class B digital apparatus complies with Canadian ICES-003.

Cet appareil numérique de la classe B est conforme à la norme NMB-003 du Canada.

Operation is subject to the following two conditions: (1) this device may not cause interference, and (2) this device must accept any interference, including interference that may cause undesired operation of this device.

L'utilisation de ce dispositif est autorisée seulement aux conditions suivantes :

(1) il ne doit pas produire de brouillage et (2) l'utilisateur du dispositif doit être prêt à accepter tout brouillage radioélectrique reçu, même si ce brouillage est susceptible de compromettre le fonctionnement du dispositif.

## **EQUIPMENT ATTACHMENT LIMITATIONS (Canada only) (MFC only)**

---

### **NOTICE**

This product meets the applicable Industry Canada technical specifications.

Le présent matériel est conforme aux spécifications techniques applicables d'Industrie Canada.

### **NOTICE**

The Ringer Equivalence Number is an indication of the maximum number of devices allowed to be connected to a telephone interface. The termination on an interface may consist of any combination of devices subject only to the requirement that the sum of the RENs of all the devices does not exceed five.

L'indice d'équivalence de la sonnerie (IES) sert à indiquer le nombre maximal de terminaux qui peuvent être raccordés à une interface téléphonique. La terminaison d'une interface peut consister en une combinaison quelconque de dispositifs, à la seule condition que la somme d'indices d'équivalence de la sonnerie de tous les dispositifs n'excède pas 5.



## Laser safety (For 110-120V Models Only)

---

This equipment is certified as a Class 1 laser product as defined in IEC60825-1:2007 specifications under the U.S. Department of Health and Human Services (DHHS) Radiation Performance Standard according to the Radiation Control for Health and Safety Act of 1968. This means that the equipment does not produce hazardous laser radiation.

Since radiation emitted inside the equipment is completely confined within protective housings and external covers, the laser beam cannot escape from the product during any phase of user operation.

## FDA regulations (For 110-120V Models Only)

---

U.S. Food and Drug Administration (FDA) has implemented regulations for laser products manufactured on and after August 2, 1976. Compliance is mandatory for products marketed in the United States. One of the following labels on the back of the product indicates compliance with the FDA regulations and must be attached to laser products marketed in the United States.

**Manufactured:**

BROTHER TECHNOLOGY (SHENZHEN) LTD.

No.6 Gold Garden Ind. Nanling, Nanwan, Longgang, Shenzhen, China

This product complies with FDA performance standards for laser products except for deviations pursuant to Laser Notice No. 50, dated June 24, 2007.

**Manufactured:**

BROTHER INDUSTRIES (VIETNAM) LTD.

Phuc Dien Industrial Zone Cam Phuc Commune, Cam giang Dist Hai Duong Province, Vietnam

This product complies with FDA performance standards for laser products except for deviations pursuant to Laser Notice No. 50, dated June 24, 2007.

## WARNING

Use of controls, adjustments or performance of procedures other than those specified in this manual may result in hazardous invisible radiation exposure.

Internal laser radiation

Max. Radiation Power: 15 mW

Wave Length: 775 - 810 nm

Laser Class: Class 3B

## For use in the USA or Canada only

---

These products are made for use in the USA and Canada only. We cannot recommend using them overseas because it may violate the Telecommunications Regulations (MFC models only) of that country and the power requirements of your product may not be compatible with the power available in foreign countries. Using USA or Canada models overseas is at your own risk and may void your warranty.

## LAN connection (Network models only)

---

### **⚠ CAUTION**

DO NOT connect this product to a LAN connection that is subject to over-voltages.

## International ENERGY STAR® Qualification Statement

---

The purpose of the International ENERGY STAR® Program is to promote the development and popularization of energy-efficient office equipment.

As an ENERGY STAR® Partner, Brother Industries, Ltd. has determined that this product meets the ENERGY STAR® specifications for energy efficiency.



# Trademarks

The Brother logo is a registered trademark of Brother Industries, Ltd.

Brother is a registered trademark of Brother Industries, Ltd.

Microsoft, Windows, Windows Server, Outlook and Internet Explorer are either registered trademarks or trademarks of Microsoft Corporation in the United States and/or other countries.

Windows Vista is either a registered trademark or trademark of Microsoft Corporation in the United States and/or other countries.

Apple, Macintosh, Safari and Mac OS are trademarks of Apple Inc., registered in the U.S. and other countries. AirPrint is a trademark of Apple Inc.

Linux is the registered trademark of Linus Torvalds in the U.S. and other countries.

UNIX is a registered trademark of The Open Group in the United States and other countries.

Intel and Pentium are trademarks of Intel Corporation in the U.S. and other countries.

AMD is a trademark of Advanced Micro Devices, Inc.

PowerPC is a registered trademark of IBM in the United States and/or other countries.

Adobe, Illustrator, Photoshop, PostScript and PostScript 3 are either registered trademarks or trademarks of Adobe Systems Incorporated in the United States and/or other countries.

Corel and CorelDRAW are trademarks or registered trademarks of Corel Corporation and/or its subsidiaries in Canada, the United States and/or other countries.

Wi-Fi Direct, Wi-Fi Protected Setup, WPA, WPA2, and Wi-Fi Protected Access are marks of the Wi-Fi Alliance.

Wi-Fi CERTIFIED, Wi-Fi and Wi-Fi Alliance are registered marks of the Wi-Fi Alliance.

AOSS is a trademark of Buffalo Inc.

Google Docs, Android and Gmail are trademarks of Google Inc.

Nuance, the Nuance logo, PaperPort and ScanSoft are trademarks or registered trademarks of Nuance Communications, Inc. or its affiliates in the United States and/or other countries.

Each company whose software title is mentioned in this manual has a Software License Agreement specific to its proprietary programs.

**Any trade names and product names of companies appearing on Brother products, related documents and any other materials are all trademarks or registered trademarks of those respective companies.**

# Open Source Licensing Remarks

This product includes open-source software.

Please visit Brother Solutions Center at <http://solutions.brother.com/> to view Open Source Licensing Remarks and Copyright information.

## Copyright and License

©2012 Brother Industries, Ltd. All rights reserved.

This product includes software developed by the following vendors:

©1983-1998 PACIFIC SOFTWARES, INC. ALL RIGHTS RESERVED.

©2008 Devicescape Software, Inc. All rights reserved.

This product includes the "KASAGO TCP/IP" software developed by ZUKEN ELMIC, Inc.

## Other Information

FlashFX® is a registered trademark of Datalight, Inc.

FlashFX® Copyright 1998-2010 Datalight, Inc.

U.S.Patent Office 5,860,082/6,260,156

FlashFX® Pro™ is a trademark of Datalight, Inc.

Reliance™ is a trademark of Datalight, Inc.

Datalight® is a registered trademark of Datalight, Inc.

Copyright 1989-2010 Datalight, Inc., All Rights Reserved

## Legal limitations for copying (MFC and DCP only)

Reproductions of certain documents are illegal and may result in either criminal or civil liability. The listing below is intended to be a guide rather than a complete listing of every possible prohibition. In case of doubt, we suggest that you consult with the appropriate authority or advisor with regard to the specific document.

The following documents issued by the United States/Canadian Government or any of its Agencies, States, Territories or Provinces may not be copied:

- Money
- Bonds or other certificates of indebtedness
- Certificates of Deposit
- Internal Revenue Stamps (canceled or uncanceled)
- Selective Service or draft papers
- Passports
- United States/Canadian Postage Stamps (canceled or uncanceled)
- Food Stamps
- Immigration Papers
- Checks or drafts drawn by Governmental agencies
- Identifying badges or insignias
- Licenses and Certificates of Title to motor vehicles, under certain State/Provincial law

Copying copyrighted works may be regulated by Federal, State or local laws. For more information, consult an appropriate authority or advisor.

**brother®**