



# Product Safety Guide

DCP-J100/J105/J152W/  
MFC-J200/J245/J285DW/J450DW/J470DW/J475DW/J650DW/J870DW/J875DW

## Using the documentation

Please read this booklet before attempting to operate the machine, or before attempting any maintenance. Failure to follow these instructions may result in an increased risk of personal injury or damage to property, including through fire, electrical shock, burns or suffocation.

Read all of the instructions. Save them for later reference.

## Symbols and conventions used in the documentation

The following symbols and conventions are used throughout the documentation.

### **WARNING**

WARNING indicates a potentially hazardous situation which, if not avoided, could result in death or serious injuries.

### **CAUTION**

CAUTION indicates a potentially hazardous situation which, if not avoided, may result in minor or moderate injuries.

### **IMPORTANT**

IMPORTANT indicates a potentially hazardous situation which, if not avoided, may result in damage to property or loss of product functionality.

### **NOTE**

Notes tell you how to respond to a situation that may arise or give tips about how the operation works with other features.



Prohibition icons indicate actions that must not be performed.



This icon indicates that flammable sprays must not be used.



This icon indicates that organic solvents such as alcohol and liquids must not be used.



Electrical Hazard icons alert you to possible electrical shock.



Fire Hazard icons alert you to the possibility of a fire.

#### **Bold**

Bold typeface identifies specific keys on the machine's control panel or on the computer screen.

#### *Italics*

Italicized typeface emphasizes an important point or refers you to a related topic.

#### Courier New

Text in Courier New font identifies messages on the LCD of the machine.

Follow all warnings and instructions marked on the machine.

#### **NOTE**

The illustrations in this guide show the MFC-J870DW.

# Compilation and Publication

Under the supervision of Brother Industries, Ltd., this manual has been compiled and published, covering the latest product descriptions and specifications.

The contents of this manual and the specifications of this product are subject to change without notice.

Brother reserves the right to make changes without notice in the specifications and materials contained herein and shall not be responsible for any damages (including consequential) caused by reliance on the materials presented, including but not limited to typographical and other errors relating to the publication.

## Choosing a location

Put your machine on a flat, level, stable surface that is free from vibration and shocks, such as a desk. Put the machine near a telephone wall jack and a standard AC power outlet. Choose a location where the temperature remains between 50°F and 95°F (10°C and 35°C) and the humidity is between 20% to 80% (without condensation).



### WARNING



DO NOT expose the machine to direct sunlight, excessive heat, open flames, salty or corrosive gasses, moisture or dust. DO NOT place your machine on a carpet or rug, as this will expose it to dust and may create a risk of an electrical short or fire. It may also damage the machine and/or render it inoperable.



DO NOT place the machine near heaters, air conditioners, electrical fans, refrigerators, or water. Doing so may create the risk of a short circuit or fire should water come into contact with the machine (including condensation caused by heating/air conditioning/ventilation equipment).



DO NOT place the machine near chemicals or in a place where chemicals could be spilled on it. Should chemicals come into contact with the machine, there may be a risk of fire or electric shock. In particular, organic solvents or liquids such as benzene, paint thinner, polish remover, or deodorizer may melt or dissolve the plastic cover and/or cables, resulting in a risk of fire or electric shock. These or other chemicals may also cause the machine to malfunction or become discolored.

---



DO NOT put the machine in a location where any slot or opening in the machine is obstructed or blocked. These slots and openings are provided for ventilation. Blocking the machine's ventilation could create a risk of overheating and/or fire. Instead:

- Place the machine on a solid surface, never on a bed, sofa, rug, or other similar soft surface.
  - Do not place this machine in a “built-in” installation unless adequate ventilation is provided.
- 

Plastic bags are used in the packing of your machine. Plastic bags are not toys. To avoid the danger of suffocation, keep these bags away from babies and children and dispose of them correctly.

## CAUTION

Avoid placing your machine in a high-traffic area. If you must place it in a high-traffic area, ensure that the machine is in a safe location where it cannot be accidentally knocked-over, which could cause injury to you and serious damage to the machine.

---

Ensure that cables and cords leading to the machine are secured so as not to pose a tripping hazard.

---

DO NOT place this machine on an unstable or tilted cart, stand, table or on any tilted/slanted surface. The machine is heavy and may fall, causing injury to you and serious damage to the machine.

---

## IMPORTANT

---

- DO NOT place your product next to devices that contain magnets or generate magnetic fields. Doing so may interfere with the operation of the product, causing print quality problems.
  - DO NOT place your machine next to sources of interference, such as speakers or the base units of non-Brother cordless telephones. Doing so may interfere with the operation of the machine's electronic components.
  - DO NOT tip the machine after the ink cartridges are installed. Doing so may cause ink spillage and internal damage to the machine.
  - DO NOT connect your machine to an AC power outlet controlled by wall switches or automatic timers. Disruption of power can delete information from the machine's memory, and repeated cycling of the power can damage the machine.
-

# To use the machine safely

## WARNING

### ELECTRICAL HAZARDS

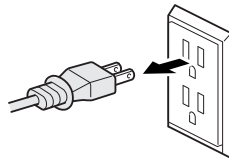
*Failure to follow the warnings in this section may create the risk of an electrical shock. In addition, you could create an electrical short, which may create the risk of a fire.*

---




There are high-voltage electrodes inside the machine. Before you access the inside of the machine, including for routine maintenance such as cleaning, make sure you have unplugged the power cord from the AC power outlet, as well as any telephone (RJ-11) (MFC models only) or Ethernet (RJ-45) (Network models only) cables from the machine.

DO NOT push objects of any kind into this machine through slots or openings in the cabinet, as they may touch dangerous voltage points or short out parts.



DO NOT handle the plug with wet hands.



Always make sure the plug is fully inserted.

---



DO NOT continue using the machine if it has been dropped or the cabinet has been damaged. Instead, unplug the machine from the power outlet and contact Brother Authorized Service Personnel immediately.



If water, other liquids, or metal objects get inside the machine, immediately unplug the machine from the AC power outlet and contact Brother Authorized Service Personnel.

---



DO NOT connect the machine to a DC power source or inverter. If you are not sure what kind of power source you have, contact a qualified electrician.

---



#### Power Cord Safety:

- DO NOT pull on the middle of the AC power cord; pulling on the middle may cause the cord to separate from the plug. Doing this might cause an electrical shock.
  - DO NOT allow anything to rest on the power cord.
  - DO NOT place this machine where people can walk on the cord.
  - DO NOT place this machine in a position where the cord is stretched or strained, as it may become worn or frayed.
  - DO NOT use the machine or handle the cord if the cord has become worn or frayed. If unplugging your machine, DO NOT touch the damaged/frayed part.
  - Brother strongly recommends that you DO NOT use any type of extension cord.
- 



DO NOT use this product during an electrical storm.

---



(MFC models only)

Never touch telephone wires or terminals that are not insulated unless the telephone line has been unplugged at the wall jack. Never install telephone wiring during a lightning storm. Never install a telephone wall jack in a wet location.

---

#### FIRE HAZARDS

*Failure to follow the warnings in this section may create the risk of a fire.*



DO NOT use flammable substances, any type of spray or an organic solvent/liquid that contains alcohol or ammonia to clean the inside or outside of the machine. Doing this may cause a risk of fire or electrical shock.



DO NOT use this machine in the vicinity of combustible dust.

---

For users with pacemakers

This machine generates a weak magnetic field. If you feel anything wrong with the operation of your pacemakers when near the machine, move away from the machine and consult a doctor immediately.

---

## CAUTION

DO NOT sit or stand on the machine or use it for any purpose beyond its intended purpose.

---

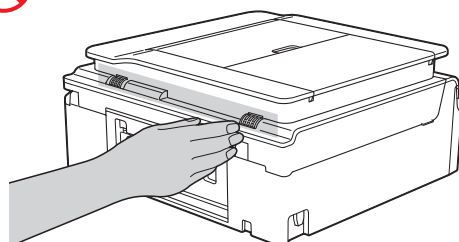
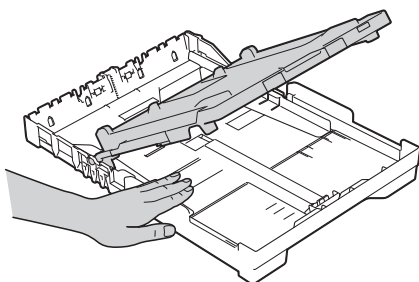
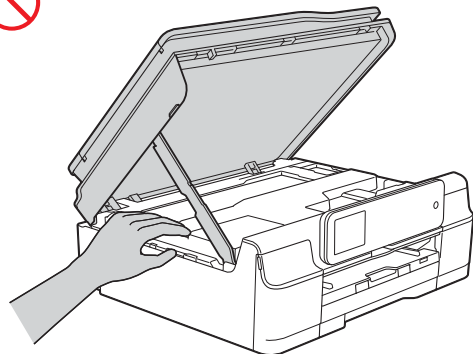
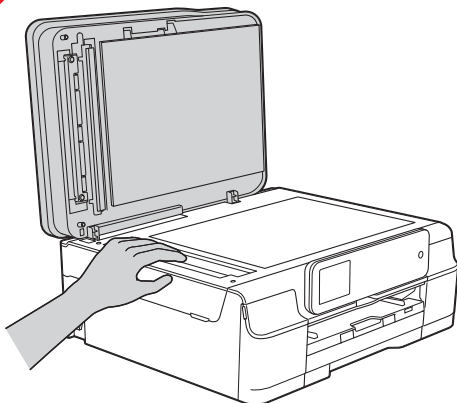
If the machine becomes hot, releases smoke, or generates any strong smells, immediately unplug the machine from the AC power outlet. Call Brother Customer Service.

---

Wait until pages have exited the machine before picking them up. Failure to do this may cause injury to your fingers by trapping them in a roller.

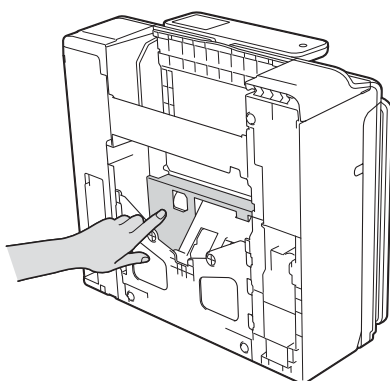
---

DO NOT put your hands on the edge of the machine. Doing this may cause injury to your fingers by pinching them.



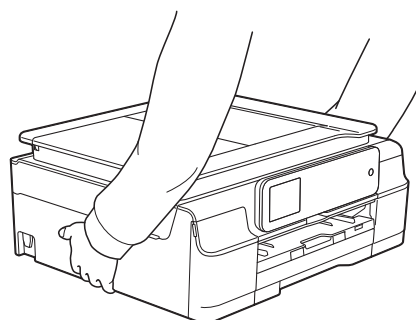
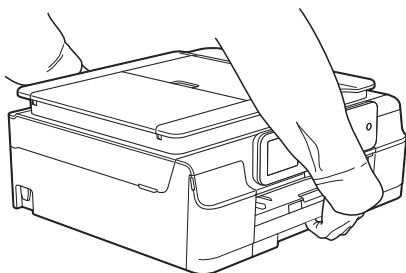
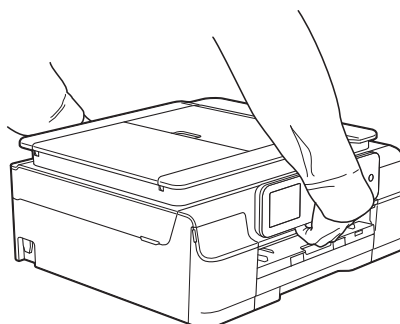
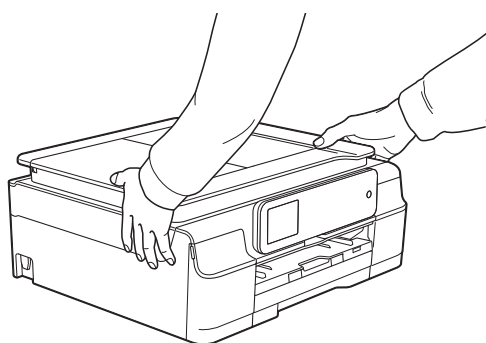
---

DO NOT touch the area shaded in the illustration. Doing this may cause injury to your fingers by cutting them on the edge of the machine.



---

DO NOT carry the machine by holding the scanner cover, the Jam Clear Cover, or the control panel. Doing this may cause the machine to slip out of your hands and may result in injury. Only carry the machine by placing your hands under the entire machine.



Do not remove the serial number and instruction labels that are affixed to the machine.

---



## IMPORTANT

---

- Disruption of power can wipe out information in the machine's memory.
  - DO NOT put objects on top of the machine.
  - (MFC models only)  
DO NOT place anything in front of the machine that will block received faxes. DO NOT place anything in the path of received faxes.
  - If the machine does not operate normally when the operating instructions are followed, adjust only those controls that are covered by the operating instructions. Improper adjustment of other controls may result in damage or exposure to electromagnetic waves and will often require extensive work by a qualified technician to restore the machine to normal operation.
  - A distinct change in the machine's performance may indicate a need for service.
- 

## Important safety instructions

---

DO NOT attempt to service this machine yourself because opening or removing covers may expose you to dangerous voltage points and other risks and may void your warranty. Refer all servicing to a Brother Authorized Service Center. For the location of your nearest Brother Authorized Service Center, please call:

In USA: 1-877-BROTHER (1-877-276-8437)

In Canada: 1-877-BROTHER

## Regulation

### WARNING

When using your telephone equipment, basic safety precautions should always be followed to reduce the risk of fire, electrical shock and injury to people, including the following:

- DO NOT use this product near water or places that may become wet, for example, near a bath tub, wash bowl, kitchen sink or washing machine, in a wet or damp basement or near a swimming pool.
- Avoid using this product during an electrical storm. There may be a remote risk of electric shock from lightning.
- DO NOT use this product to report a gas leak in the vicinity of the leak.



(MFC models only)

To reduce the risk of fire, electrical shock and injury to people;

- Use only a No. 26 AWG or larger telecommunication line cord.

---

This product must be installed near an AC power outlet that is easily accessible. In case of an emergency, you must unplug the power cord from the AC power outlet to shut off the power completely.

---

## Standard telephone and FCC notices (MFC models only)

---

**These notices are in effect on models sold and used in the United States only.**

**When programming emergency numbers or making test calls to emergency numbers:**

- Remain on the line and briefly explain to the dispatcher the reason for the call before hanging up.
- Perform these activities in the off-peak hours, such as early morning or late evening.

This equipment complies with Part 68 of the FCC rules and the requirements adopted by the ACTA. On the backside of this equipment is a label that contains, among other information, a product identifier in the format US: AAAEQ##TXXXX. If requested, this number must be provided to the telephone company.

You may safely connect this equipment to the telephone line by means of a standard modular jack, USOC RJ11C.

A plug and jack used to connect this equipment to the premises wiring and telephone network must comply with the applicable FCC Part 68 rules and requirements adopted by the ACTA. A compliant telephone cord and modular plug is provided with this product. It is designed to be connected to a compatible modular jack that is also compliant. See installation instructions for details.

The REN is used to determine the number of devices that may be connected to a telephone line. Excessive RENs on a telephone line may result in the devices not ringing in response to an incoming call. In most but not all areas, the sum of RENs should not exceed five (5.0). To be certain of the number of devices that may be connected to a line, as determined by the total RENs, contact the local telephone company. For products approved after July 23, 2001, the REN for this product is part of the product identifier that has the format US:AAAEQ##TXXXX. The digits represented by ## are the REN without a decimal point (e.g., 06 is a REN of 0.6). For earlier products, the REN is separately shown on the label.

If this equipment causes harm to the telephone network, the telephone company will notify you in advance that temporary discontinuance of service may be required. But if advance notice isn't practical, the telephone company will notify the customer as soon as possible. Also, you will be advised of your right to file a complaint with the FCC if you believe it is necessary.

The telephone company may make changes in its facilities, equipment, operations or procedures that could affect the operation of the equipment. If this happens the telephone company will provide advance notice in order for you to make necessary modifications to maintain uninterrupted service.

If trouble is experienced with this equipment, for repair or warranty information, please contact Brother Customer Service. (See *Brother numbers* in the *Basic User's Guide*.) If the equipment is causing harm to the telephone network, the telephone company may request that you disconnect the equipment until the problem is resolved.

Connection to party line service is subject to state tariffs. Contact the state public utility commission, public service commission or corporation commission for information.

If your home has specially wired alarm equipment connected to the telephone line, ensure the installation of this equipment does not disable your alarm equipment. If you have questions about what will disable alarm equipment, call your telephone company or a qualified installer.

If you are not able to solve a problem with your machine, call Brother Customer Service. (See *Brother numbers* in the *Basic User's Guide*.)

## **WARNING**



For protection against the risk of electrical shock, always disconnect all cables from the wall outlet before servicing, modifying or installing the equipment.

## **IMPORTANT**

- This equipment may not be used on coin service lines provided by the telephone company or connected to party lines.
- Brother cannot accept any financial or other responsibilities that may be the result of your use of this information, including direct, special or consequential damages. There are no warranties extended or granted by this document.
- This machine has been certified to comply with FCC standards, which are applied to the USA only.

## **Federal Communications Commission (FCC) Declaration of Conformity (USA only)**

Responsible Party: Brother International Corporation  
200 Crossing Boulevard  
Bridgewater, NJ 08807-0911 USA  
TEL: (908) 704-1700

declares, that the products

Product Name:

DCP-J100/J105/J152W/MFC-J200/J245/J285DW/J450DW/J470DW/J475DW/J650DW/J870DW/J875DW

comply with Part 15 of the FCC Rules. Operation is subject to the following two conditions:

(1) This device may not cause harmful interference, and (2) this device must accept any interference received, including interference that may cause undesired operation.

This equipment has been tested and found to comply with the limits for a Class B digital device, pursuant to Part 15 of the FCC Rules. These limits are designed to provide reasonable protection against harmful interference in a residential installation. This equipment generates, uses, and can radiate radio frequency energy and, if not installed and used in accordance with the instructions, may cause harmful interference to radio communications. However, there is no guarantee that interference will not occur in a particular installation. If this equipment does cause harmful interference to radio or television reception, which can be determined by turning the equipment off and on, the user is encouraged to try to correct the interference by one or more of the following measures:

- Reorient or relocate the receiving antenna.
- Increase the separation between the equipment and receiver.

- Connect the equipment into an outlet on a circuit different from that to which the receiver is connected.
- Consult the dealer or an experienced radio/TV technician for help.
- (Wireless network models only)  
This transmitter must not be co-located or operated in conjunction with any other antenna or transmitter.

## **IMPORTANT**

---

- Changes or modifications not expressly approved by Brother Industries, Ltd. could void the user's authority to operate the equipment.
  - A specific shielded interface cable should be used to ensure compliance with the limits for a Class B digital device.
- 

## **Wireless connection (Mexico only) (Wireless models only)**

---

The operation of this equipment is subject to the following two conditions:

- (1) it is possible that this equipment or device may not cause harmful interference, and
- (2) this equipment or device must accept any interference, including interference that may cause undesired operation.

La operación de este equipo está sujeta a las siguientes dos condiciones:

- (1) es posible que este equipo o dispositivo no cause interferencia perjudicial y
- (2) este equipo o dispositivo debe aceptar cualquier interferencia, incluyendo la que pueda causar su operación no deseada.

## **Industry Canada Compliance Statement (Canada only)**

---

This device complies with Industry Canada licence-exempt RSS standard(s). Operation is subject to the following two conditions: (1) this device may not cause interference, and (2) this device must accept any interference, including interference that may cause undesired operation of the device.

Le présent appareil est conforme aux CNR d'Industrie Canada applicables aux appareils radio exempts de licence. L'exploitation est autorisée aux deux conditions suivantes : (1) l'appareil ne doit pas produire de brouillage, et (2) l'utilisateur de l'appareil doit accepter tout brouillage radioélectrique subi, même si le brouillage est susceptible d'en compromettre le fonctionnement.

## **EQUIPMENT ATTACHMENT LIMITATIONS (Canada only) (MFC models only)**

---

### **NOTICE**

This product meets the applicable Industry Canada technical specifications.

Le présent matériel est conforme aux spécifications techniques applicables d'Industrie Canada.

### **NOTICE**

The Ringer Equivalence Number is an indication of the maximum number of devices allowed to be connected to a telephone interface. The termination on an interface may consist of any combination of devices subject only to the requirement that the sum of the RENs of all the devices does not exceed five.

L'indice d'équivalence de la sonnerie (IES) sert à indiquer le nombre maximal de terminaux qui peuvent être raccordés à une interface téléphonique. La terminaison d'une interface peut consister en une combinaison quelconque de dispositifs, à la seule condition que la somme d'indices d'équivalence de la sonnerie de tous les dispositifs n'excède pas 5.

## **For use in the USA or Canada only**

---

These machines are made for use in the USA and Canada only. We cannot recommend using them overseas because it may violate the Telecommunications Regulations (MFC models only) of that country and the power requirements of your machine may not be compatible with the power available in foreign countries. Using USA or Canada models overseas is at your own risk and may void your warranty.

## **LAN connection (Network models only)**

---

### **IMPORTANT**

DO NOT connect this product to a LAN connection that is subject to over-voltages.

## **International ENERGY STAR® Qualification Statement**

---

The purpose of the International ENERGY STAR® Program is to promote the development and popularization of energy-efficient equipment.

As an ENERGY STAR® Partner, Brother Industries, Ltd. has determined that this product meets the ENERGY STAR® specifications for energy efficiency.



# Trademarks

Brother is a trademark of Brother Industries, Ltd.

Microsoft, Windows, Windows NT, Windows Vista, Windows Server, Internet Explorer, Outlook and PowerPoint are either registered trademarks or trademarks of Microsoft Corporation in the United States and/or other countries.

Apple, Macintosh, Mac OS, iPad, iPhone, iPod touch and OS X are trademarks of Apple Inc., registered in the United States and other countries.

AirPrint is a trademark of Apple Inc.

Adobe, Illustrator and Reader are either registered trademarks or trademarks of Adobe Systems Incorporated in the United States and/or other countries.

Nuance, the Nuance logo, PaperPort and ScanSoft are trademarks or registered trademarks of Nuance Communications, Inc. or its affiliates in the United States and/or other countries.

Memory Stick PRO Duo, Memory Stick Duo, MagicGate, Memory Stick Micro and M2 are trademarks of Sony Corporation.

SDHC Logo is a trademark of SD-3C, LLC.

AOSS is a trademark of Buffalo Inc.

Wi-Fi, Wi-Fi Alliance and Wi-Fi Protected Access are registered trademarks of the Wi-Fi Alliance.

WPA, WPA2, Wi-Fi Protected Setup, Wi-Fi Protected Setup logo and Wi-Fi Direct are trademarks of the Wi-Fi Alliance.

FLICKR is a registered trademark of Yahoo! Inc.

Android, Google Cloud Print, Google Drive and Picasa Web Albums are trademarks of Google, Inc. Use of these trademarks are subject to Google Permissions.

Firefox is a registered trademark of the Mozilla Foundation.

UNIX is a registered trademark of The Open Group in the United States and other countries.

Linux is the registered trademark of Linus Torvalds in the U.S. and other countries.

The Bluetooth word mark is a registered trademark owned by Bluetooth SIG, Inc. and any use of such marks by Brother Industries, Ltd. is under license.

Intel is a trademark of Intel Corporation in the U.S. and/or other countries.

EVERNOTE and the Evernote Elephant logo are trademarks of Evernote Corporation and used under a license.

Each company whose software title is mentioned in this manual has a Software License Agreement specific to its proprietary programs.

**Any trade names and product names of companies appearing on Brother products, related documents and any other materials are all trademarks or registered trademarks of those respective companies.**

## Open Source Licensing Remarks

This product includes open-source software.

To see the open source licensing remarks, please go to the manual download selection on your model's home page of Brother Solutions Center at <http://solutions.brother.com/>.

# Copyright and License

©2013-2014 Brother Industries, Ltd. All rights reserved.

This product includes software developed by the following vendors:

©1983-1998 PACIFIC SOFTWARES, INC. ALL RIGHTS RESERVED.

©2008 Devicescape Software, Inc. All rights reserved.

This product includes the "KASAGO TCP/IP" software developed by ZUKEN ELMIC, Inc.

## Other Information (MFC-J870DW/J875DW only)

FlashFX<sup>®</sup> is a registered trademark of Datalight, Inc.

FlashFX<sup>®</sup> Copyright 1998-2010 Datalight, Inc.

U.S. Patent Office 5,860,082/6,260,156

FlashFX<sup>®</sup> Pro<sup>™</sup> is a trademark of Datalight, Inc.

Reliance<sup>™</sup> is a trademark of Datalight, Inc.

Datalight<sup>®</sup> is a registered trademark of Datalight, Inc.

Copyright 1989-2010 Datalight, Inc., All Rights Reserved

## Legal limitations for copying

Color reproductions of certain documents are illegal and may result in either criminal or civil liability. The listing below is intended to be a guide rather than a complete listing of every possible prohibition. In case of doubt, we suggest that you consult with the appropriate authority or advisor with regard to the specific document.

The following documents issued by the United States/Canadian Government or any of its Agencies, States, Territories or Provinces may not be copied:

- Money
- Bonds or other certificates of indebtedness
- Certificates of Deposit
- Internal Revenue Stamps (canceled or uncanceled)
- Selective Service or draft papers
- Passports
- United States/Canadian Postage Stamps (canceled or uncanceled)
- Food Stamps
- Immigration Papers
- Checks or drafts drawn by Governmental agencies
- Identifying badges or insignias
- Licenses and Certificates of Title to motor vehicles, under certain State/Provincial law

Copying copyrighted works may be regulated by Federal, State or local laws. For more information, consult an appropriate authority or advisor.

# brother



[www.brotherearth.com](http://www.brotherearth.com)