

Three overlapping circles in shades of blue, with the leftmost being the darkest and the rightmost being the lightest.

# Product Safety Guide

DCP-J100/J105/J132W/J152W/J172W/J552DW/J752DW/  
MFC-J200/J245/J470DW/J475DW/J650DW/J870DW

Brother Industries, Ltd.

15-1, Naeshiro-cho, Mizuho-ku, Nagoya 467-8561, Japan

Please read this booklet before attempting to operate the machine, or before attempting any maintenance. Failure to follow these instructions may result in an increased risk of fire, electrical shock, burns or suffocation. Brother shall not be liable for damage caused where the product owner has failed to follow instructions set out in this guide.

## How to use this guide:

- 1 Read the whole guide before using your machine and keep it for later reference.
- 2 Carefully follow the instructions set out in this guide and always ensure that you follow all warnings and instructions marked on the product.
- 3 If you have concerns about how to use your machine after reading this guide, please contact Brother customer service or your local Brother dealer.
- 4 To ensure you understand all of the instructions, study the Symbols and Conventions used in the documentation.

# Symbols and conventions used in the documentation


The following symbols and conventions are used throughout the documentation.  
Follow all warnings and instructions marked on the machine.


**WARNING**  
WARNING indicates a potentially hazardous situation which, if not avoided, could result in death or serious injuries.


**CAUTION**  
CAUTION indicates a potentially hazardous situation which, if not avoided, may result in minor or moderate injuries.


**IMPORTANT**  
IMPORTANT indicates a potentially hazardous situation which, if not avoided, may result in damage to property or loss of product functionality.


**NOTE**  
Notes tell you how to respond to a situation that may arise or give tips about how the operation works with other features.

 Prohibition icons indicate actions that must not be performed.

 This icon indicates that flammable sprays must not be used.

 This icon indicates that organic solvents such as alcohol and liquids must not be used.

 Electrical Hazard icons alert you to possible electrical shocks.

 Fire Hazard icons alert you to the possibility of a fire.

**Bold**      Bold typeface identifies buttons on the machine's control panel, or the dial pad numbers of the Touchpanel and buttons on your computer screen.

*Italics*      Italicized typeface emphasizes an important point or refers you to a related topic.

`Courier New`      Text in the Courier New font identifies messages on the LCD of the machine.

**NOTE**

---

The illustrations in this guide show the MFC-J870DW.

---

# Compilation and Publication Notice

This manual has been compiled and published to provide the latest product safety information at the time of publication. The information contained in this manual may be subject to change.

For the latest manual, please visit us at <http://solutions.brother.com/>.

## Choose a safe location for your machine

Put your machine on a flat, stable surface that is free from shocks and vibrations, such as a desk. Put the machine near a telephone socket and a standard grounded electrical socket or a standard electrical socket (for Taiwan). Choose a dry, well ventilated location where the temperature remains between 10 °C and 35 °C.



### WARNING



DO NOT expose the machine to direct sunlight, excessive heat, open flames, corrosive gasses, moisture or dust. DO NOT place your machine on a carpet or rug as this will expose it to dust. Doing so may create a risk of an electrical short or fire. It may also damage the machine and/or render it inoperable.



DO NOT place the machine near heaters, air conditioners, water, chemicals or devices that contain magnets or generate magnetic fields. Doing so may create the risk of a short circuit or fire should water come into contact with the machine (including condensation caused by heating systems or air conditioning and ventilation equipment).



DO NOT place the product near chemicals or in a place where chemical spillage could occur. In particular, organic solvents or liquids may cause the casing and/or cables to melt or dissolve, risking fire or electric shock. They may also cause the product to malfunction or become discoloured.

---



Slots and openings in the casing, back or bottom of the product are provided for ventilation. The product should be placed so as not to come into contact with any wall or other device so these openings are not blocked or covered. Blocking the machine's ventilation could create a risk of overheating and/or fire.

#### IMPORTANT

- Always place the machine on a solid surface, never on a bed, sofa, rug, or similar soft surfaces.
- Do not place this machine in a “built-in” installation.

---

## IMPORTANT

- DO NOT put objects on top of the machine.
  - DO NOT place anything in front of the machine that will block printouts. DO NOT place anything in the path of received faxes.
  - DO NOT place your machine next to sources of interference, such as speakers or the base units of non-Brother cordless telephones. Doing so may interfere with the operation of the machine's electronic components.
  - DO NOT place the machine on any tilted/slanted surface. DO NOT tip the machine after the ink cartridges are installed. Doing so may cause ink spillage and internal damage to the machine.
-

# General precautions

## WARNING

Plastic bags are used in the packing of your machine. To avoid danger of suffocation, keep these plastic bags away from babies and children. Plastic bags are not toys.

---

For users with pacemakers

This machine generates a weak magnetic field. If you experience any unusual symptoms with your pacemaker while near the machine, move away from the machine and consult a doctor immediately.

---



Avoid using this machine during an electrical storm. There may be a remote risk of electric shock from lightning.

---



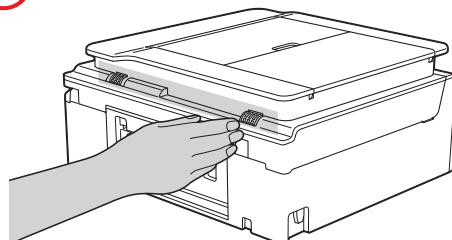
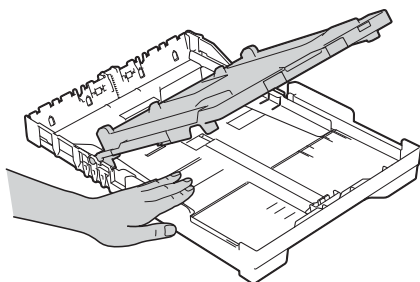
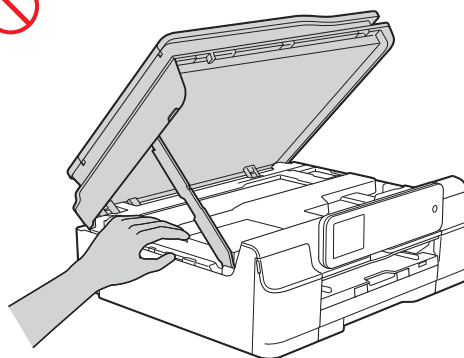
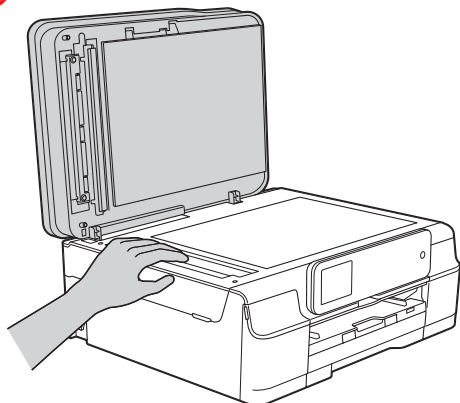
DO NOT use flammable substances, any type of spray, or an organic solvent/liquid that contains alcohol or ammonia to clean the inside or outside of the machine. Doing this may cause a fire or electrical shock.

---

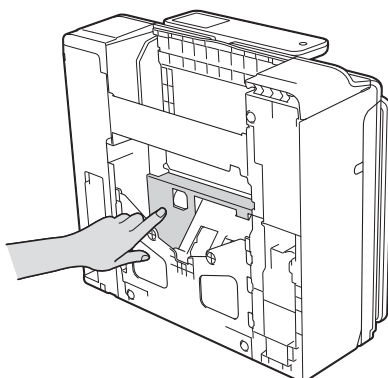
## CAUTION

Do not try and pick up pages until they have finished printing and are ejected from the machine. Doing this may cause you injury by trapping your fingers in the rollers.

Some areas of the machine can cause injury if covers (shaded) are closed with force. Take care when placing your hand in the areas shown in the illustrations.

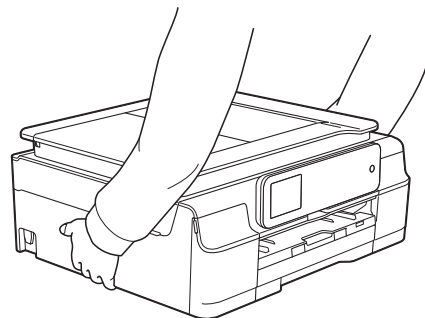
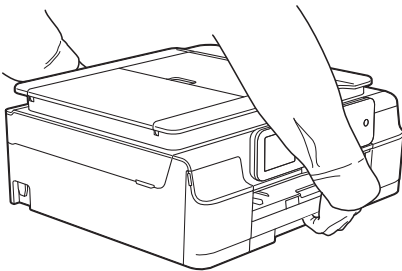
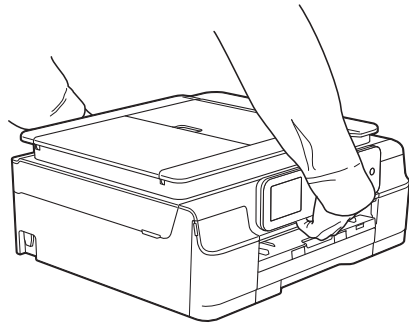
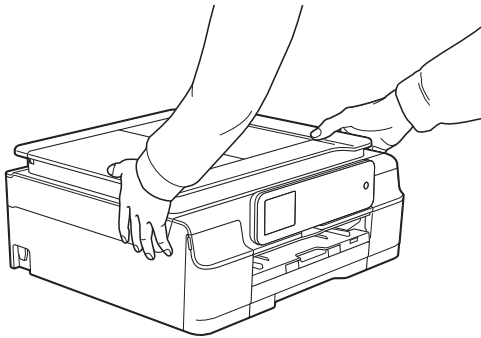


DO NOT touch the area shaded in the illustration. Doing so may cause injury to your fingers by cutting them on the edge of the machine.



---

DO NOT carry the machine by holding the scanner cover, the Jam Clear Cover or control panel. Doing so may cause the machine to slip out of your hands. Only carry the machine by placing your hands under the entire machine.



Do not remove the serial number and instruction labels that are affixed to the machine.

---

## IMPORTANT

Disruption of power can wipe out information in the machine's memory.

---

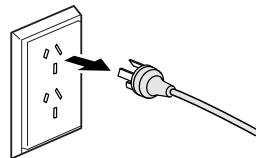
# Connecting the machine safely

## WARNING




There are high-voltage electrodes inside the machine. Before you access the inside of the machine, including for routine maintenance such as cleaning, make sure you have unplugged the power cord from the electrical socket as well as any telephone (RJ-11) (MFC models only) or Ethernet (Network models only) cables from the machine.

(This illustration is an example for Australia.)



DO NOT handle the plug with wet hands. Doing so may cause an electrical shock.

(This illustration is an example for Australia.)



Always make sure the plug is fully inserted.



This machine should be connected to an adjacent grounded AC power source within the range indicated on the rating label. DO NOT connect it to a DC power source or inverter. Doing so may cause an electrical shock. If you are not sure what kind of power source you have, contact a qualified electrician.

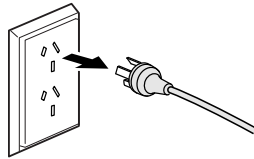




(Not available for Taiwan)

This machine is equipped with a 3-wire grounded plug. This plug will only fit into a grounded power outlet. This is a safety feature. If you are unable to insert the plug into the outlet, call your electrician to replace your obsolete outlet. DO NOT use the supplied grounded plug in any other outlet except those specified. Doing so may cause an electrical shock.

(This illustration is an example for Australia.)



(MFC models only)

Never touch telephone wires or terminals that are not insulated unless the telephone line has been unplugged at the wall socket. Never install telephone wiring during a lightning storm. Never install a telephone wall socket in a wet location. Doing so may cause an electrical shock.



DO NOT use the machine if the power cord is frayed or damaged. Doing so may cause an electrical shock or fire.



DO NOT pull on the middle of the AC power cord. DO NOT allow anything to rest on the power cord. DO NOT place this machine where people may step on the cord. Doing so may cause an electrical shock or fire.



Brother strongly recommends that you DO NOT use any type of extension cord.

---

# Servicing the machine

DO NOT attempt to service this machine yourself. Opening or removing covers may expose you to dangerous voltages and other risks, and may void your warranty. If you experience any problems with your machine, contact Brother customer service or your local Brother dealer.



## WARNING



If the product has been dropped or the casing has been damaged, there may be the possibility of an electric shock. Unplug the machine from the power socket and call Brother customer service or your local Brother dealer.



## CAUTION

If the machine becomes unusually hot, releases smoke, generates any strong smells, or if you accidentally spill any liquid on it, immediately unplug the machine from the electrical socket. Call Brother customer service or your local Brother dealer.

## IMPORTANT

If the machine does not operate normally when the operating instructions are followed, adjust only those controls that are covered by the operating instructions. Incorrect adjustment of other controls may result in damage and will often require extensive work by a qualified technician to restore the machine to normal operation.

# Important Information for Australia

## Important safety instructions

---

- 1 Read all of these instructions.
- 2 Save them for later reference.
- 3 Follow all warnings and instructions marked on the product.
- 4 Unplug this product from the wall socket before cleaning the outside of the machine and the scanner glass. Do not use liquid or aerosol cleaners. Use a damp cloth for cleaning.
- 5 Do not use this product near water.
- 6 Do not place this product on an unstable cart, stand, or table. The product may fall, causing serious damage to the product.
- 7 Slots and openings in the cabinet and the back or bottom are provided for ventilation; to ensure reliable operation of the product and to protect it from overheating, these openings must not be blocked or covered. The openings should never be blocked by placing the product on a bed, sofa, rug, or other similar surface. This product should never be placed near or over a radiator or heater. This product should never be placed in a built-in installation unless adequate ventilation is provided.
- 8 This product should be connected to an AC power source within the range indicated on the rating label. Do not connect it to a DC power source. If you are not sure, contact a qualified electrician.
- 9 This product is equipped with a 3-wire grounded plug, a plug having a third (grounded) pin. This plug will only fit into a grounded power outlet. This is a safety feature. If you are unable to insert the plug into the outlet, call your electrician to replace your obsolete outlet. Do not use the supplied grounded plug in any other outlet except those specified.
- 10 Do not place anything on top of the power cord including this machine. Do not allow the power cord to be stepped on.
- 11 Do not place anything in front of the machine that will block printouts. Do not place anything in the path of received faxes.
- 12 Do not touch a document during printing.
- 13 Never push objects of any kind into this product through cabinet slots, since they may touch dangerous voltage points or short out parts resulting in a risk of fire or electric shock. Never spill liquid of any kind on the product.
- 14 Do not attempt to service this product yourself. Opening or removing covers may expose you to dangerous voltage points and/or other risks. Refer all servicing to service personnel.
- 15 Do not try and pick up pages that have not yet finished printing and exited the machine.

16 Unplug this product from the electrical socket and refer servicing to Authorized Service Personnel under the following conditions:

- When the power cord is damaged or frayed.
- If liquid has been spilled into the product.
- If the product has been exposed to rain or water.
- If the product does not operate normally when the operating instructions are followed. Adjust only those controls that are covered by the operating instructions. Improper adjustment of other controls may result in damage and will often require extensive work by a qualified technician to restore the product to normal operation.
- If the product has been dropped or the cabinet has been damaged.
- If the product exhibits a distinct change in performance, indicating a need for service.

17 Small metallic objects such as pins and staples may be attracted to the phone's earpiece.

# Important Information for New Zealand

## Important Safety Instructions

---

- 1 Read all of these instructions.
- 2 Save them for later reference.
- 3 Follow all warnings and instructions marked on the product.
- 4 Unplug this product from the wall outlet before cleaning the outside of the machine. Do not use liquid or aerosol cleaners. Use a damp cloth for cleaning.
- 5 The grant of a Telepermit for any item of terminal equipment indicates only that Telecom has accepted that the item complies with minimum conditions for connection to its network. It indicates no endorsement of the product by Telecom, nor does it provide any sort of warranty. Above all, it provides no assurance that any item will work correctly in all respects with another item of Telepermitted equipment of a different make or model, nor does it imply that any product is compatible with all of Telecom's network services.
- 6 This equipment does not fully meet Telecom's impedance requirements. Performance limitations may occur when used in conjunction with some parts of the network. Telecom will accept no responsibility should difficulties arise in such circumstances.
- 7 If a charge for local calls is acceptable, the "Dial Button" should not be used for local calls. Only the 7-digits of the local number should be dialled from your telephone. Do not dial the area code digit or the "0" prefix.
- 8 This equipment shall not be set to make automatic calls to the Telecom '111' Emergency Service.
- 9 This equipment should not be used under any circumstances which may constitute a nuisance to other Telecom customers.
- 10 Not all telephones will respond to incoming ringing when connected to the extension socket.
- 11 The answer delay setting of this equipment shall not be set to less than the default setting as this will destroy Caller ID information.
- 12 All persons using this device for recording telephone conversations shall comply with New Zealand law. This requires that at least one party to the conversation is to be aware that it is being recorded. In addition, the Principles enumerated in the Privacy Act 1993 shall be complied with in respect to the nature of the personal information collected, the purpose for its collection, how it is to be used and what it disclosed to any other party.
- 13 Do not place this product on an unstable surface, stand, or table. The product may fall, causing serious damage to the product.
- 14 Slots and openings in the cabinet and the back or bottom are provided for ventilation; to ensure reliable operation of the product and to protect it from overheating, these openings must not be blocked or covered. The openings should never be blocked by placing the product on a bed, sofa, rug, or other similar surface. This product should never be placed near or over a radiator or heater. This product should not be placed in a built-in installation unless proper ventilation is provided.

- 15 This product should be connected to an AC power source within the range indicated on the rating label. Do not connect it to a DC power source. If you are not sure, contact a qualified electrician.
- 16 This product is equipped with a 3-wire earthed plug. This plug will fit into only an earthed socket. This is a safety feature. If you are unable to insert the plug into the outlet, contact your electrician to replace your obsolete socket. Do not use the supplied earthed plug in any other socket except those specified.
- 17 Do not place anything on top of the power cord including this machine. Do not allow the power cord to be stepped on.
- 18 Do not place anything in front of the machine that will block printouts. Do not place anything in the path of received faxes.
- 19 Do not touch a document during printing.
- 20 Never push objects of any kind into this product through cabinet slots, since they may touch dangerous voltage points or short out parts resulting in a risk of fire or electric shock. Never spill liquid of any kind on the product.
- 21 Do not attempt to service this product yourself. Opening or removing covers may expose you to dangerous voltage points and/or other risks. Refer all servicing to service personnel.
- 22 Unplug this product from the mains power and telephone line sockets, and refer servicing to qualified Service Personnel under the following conditions:
  - If the power cord is damaged or frayed.
  - If liquid has been spilled into the product.
  - If the product has been exposed to rain or water.
  - If the product does not operate normally when the operating instructions are followed. Adjust only those controls that are covered by the operating instructions. Incorrect adjustment of other controls may result in damage and will often require extensive work by a qualified technician to restore the product to normal operation.
  - If the product has been dropped or the cabinet has been damaged.
  - If the product exhibits a distinct change in performance, indicating a need for service.
- 23 This unit will only work in conjunction with a tone signalling (DTMF) telephone, but some telephones are not compatible. Since noise or speech from the telephone can upset dialling from this unit, errors may result if the devices are used together in other than quiet conditions.
- 24 Where it is necessary to dial prefix digits, such as a Caller Display override code ("0196" or "0197"), this unit will have to be used in conjunction with an associated tone signalling (DTMF) telephone.
- 25 Note that some telephones are not compatible with this unit and dialling errors may result if the two devices are used together in other than quiet conditions. The Telecom Faults Service is not to be called should such problems arise. In such cases, it is recommended that the prefix and wanted number are dialled manually.
- 26 This equipment may not provide for the effective hand-over of a call to another device connected to the same line.

- 27 This equipment is not capable, under all operating conditions, of correct operation at the higher speeds for which it is designed. Telecom will accept no responsibility should difficulties arise in such circumstances. This condition typically applies to 56 kbit/s modems and facsimile machines operating at >14.4 kbit/s.
- 28 When using the Caller Line Identification incorporated in this device, verify the integrity of the recorded digits prior to dialling.
- 29 Some parameters required for compliance with Telecom's Telepermit requirements are dependent on the equipment (PC) associated with this device. The associated equipment shall be set to operate within the following limits for compliance with Telecom's Specifications:
- There shall be no more than 10 call attempts to the same number within any 30 minute period for any single manual call initiation.
  - The equipment shall go on-hook for a period of not less than 30 seconds between the end of one attempt and the beginning of the next call attempt.
  - Automatic calls to different numbers are spaced such that there is not less than 5 seconds between the end of one call attempt and the beginning of another.
  - Equipment shall be set to ensure that calls are answered within 3 and 30 seconds of the receipt of ringing.
- 30 In the event of any problem with this device, it is to be disconnected, and a CPE item connected to one of its terminal ports may be connected directly in its place.  
The user should then arrange for the product to be repaired. Should the matter be reported to Telecom as a wiring fault and the fault is proven to be due to this product, a call out charge will be incurred by the customer.
- 31 The Caller ID telephone numbers that are displayed and stored in this equipment include the caller's area code but not the toll access "0" prefix. When calling back it is necessary to add a "0" to the telephone number, or if the telephone number is a local number, omit the area code digit. If the toll services of a service provider other than Telecom are being used then a toll charge may be incurred if the "0" prefix toll access code and area code are used.

# Important Information for Some Countries

## Important Safety Instructions

---

- 1 Read all of these instructions.
- 2 Save them for later reference.
- 3 Follow all warnings and instructions marked on the product.
- 4 Unplug this product from the wall outlet before cleaning the outside of the machine and the scanner glass. Do not use liquid or aerosol cleaners. Use a damp cloth for cleaning.
- 5 Do not place this product near water.
- 6 Do not place this product on an unstable cart, stand, or table. The product may drop, causing serious damage to the product.
- 7 Slots and openings in the cabinet and the back or bottom are provided for ventilation; to ensure reliable operation of the product and to protect it from overheating, these openings must not be blocked or covered. The openings should never be blocked by placing the product on a bed, sofa, rug, or other similar surface. This product should never be placed near or on a radiator or heater. This product should never be placed in a built-in installation unless proper ventilation is provided.
- 8 This product should be connected to an AC power source within the range indicated on the rating label. Do not connect it to a DC power source. If you are not sure, contact a qualified electrician.
- 9 This product is equipped with a 2-wire type plug or a 3-wire grounding type plug (Only for Singapore, Malaysia, Hong Kong and India), a plug having two or three pins. This plug will only fit into only a grounding-type power outlet. This is a safety feature. If you are unable to insert the plug into the outlet, contact your electrician to replace your obsolete outlet. Do not defeat the purpose of the grounding-type plug.
- 10 Do not place anything on top of the power cord including this machine. Do not allow the power cord to be stepped on.
- 11 If an extension cord is used with this product, make sure that the total ampere ratings on the products plugged into the extension cord do not exceed the extension cord ampere rating.
- 12 Do not place anything in front of the machine that will block printouts. Do not place anything in the path of received faxes.
- 13 Do not touch a document during printing.
- 14 Never push objects of any kind into this product through cabinet slots, since they may touch dangerous voltage points or short out parts resulting in the risk of fire or electric shock. Never spill liquid of any kind on the product.
- 15 Do not attempt to service this product yourself. Opening or removing covers may expose you to dangerous voltage points and/or other risks, and may void your warranty. Please refer all servicing to our Authorized Service Personnel. A list of Authorized Service Centres has been included for your convenience, or you may contact the Brother Dealer for Service.



16 Unplug this product from the wall outlet and refer servicing to Authorized Service Personnel under the following conditions:

- If the power cord is damaged or frayed.
- If the product has been spilled by liquid.
- If the product has been exposed to rain or water.
- If the product does not operate normally when the operating instructions are followed.  
Adjust only those controls that are covered by the operating instructions. Improper adjustment of other controls may result in damage and will often require extensive work by a qualified technician to restore the product to normal operation.
- If the product has been dropped or the cabinet has been damaged.
- If the product exhibits a distinct change in performance, indicating a need for service.

# Product Warranty & Liability

Nothing in this guide shall affect any existing product warranty or be construed as granting any additional product warranty. Failure to follow the safety instructions in this guide may invalidate your product's warranty.

## WARNING

DO NOT use this machine near water, for example, near a bath tub, wash bowl, kitchen sink or washing machine, in a wet basement or near a swimming pool.

Avoid using this machine during an electrical storm. There may be a remote risk of electric shock from lightning.

DO NOT use this machine to report a gas leak in the vicinity of the leak.

Only use the power cord supplied with this machine.

This product must be installed near an electrical socket that is easily accessible. In case of an emergency, you must unplug the power cord from the electrical socket to shut off the power completely.

## Approval Information (MFC models only)

THIS EQUIPMENT IS DESIGNED TO WORK WITH A TWO WIRE ANALOGUE PSTN LINE FITTED WITH THE APPROPRIATE CONNECTOR.

Brother advises that this product may not function correctly in a country other than where it was originally purchased, and does not offer any warranty in the event that this product is used on public telecommunication lines in another country.

## LAN connection (Network models only)

### IMPORTANT

DO NOT connect this machine to a LAN connection that is subject to over-voltages.

## Radio interference

This product complies with EN55022 (CISPR Publication 22)/Class B. When connecting the machine to a computer, ensure that you use a USB cable which does not exceed 2 metres in length.

## Recycling information in accordance with the India E-waste (Management) Rules

---



**India Only**

This product is RoHS compliant and meets the requirements of the India E-Waste (Management) Rules. The above recycling symbol means that at the end of the life of the equipment, you must dispose of it separately at an appropriate collection point, and not place it in the normal domestic unsorted waste stream. This will benefit the environment for all. For detailed information, please refer to the following Brother India website: <https://www.brother.in/>

For inquiries on the collection program, please call Toll Free: 1800 222422 or 1800 2098904 (Between 9AM-5PM Mon-Sat).

## For Taiwan

---

Without permission granted by the DGT, any company, enterprise, or user is not allowed to change frequency, enhance transmitting power or alter original characteristic as well as performance to approved low power radio-frequency devices.

The low power radio-frequency devices shall not influence aircraft security and interfere legal communications; If found, the user shall cease operating immediately until no interference is achieved. The said legal communications means radio communications is operated in compliance with the Telecommunications Act. The low power radio-frequency devices must be susceptible with the interference from legal communications or ISM radio wave radiated devices.

# Trademarks

Brother is a trademark of Brother Industries, Ltd.

Microsoft, Windows, Windows NT, Windows Vista, Windows Server, Internet Explorer, Outlook and PowerPoint are either registered trademarks or trademarks of Microsoft Corporation in the United States and/or other countries.

Apple, Macintosh, Mac OS, iPad, iPhone, iPod touch and OS X are trademarks of Apple Inc., registered in the United States and other countries.

AirPrint is a trademark of Apple Inc.

Adobe, Illustrator and Reader are either registered trademarks or trademarks of Adobe Systems Incorporated in the United States and/or other countries.

Nuance, the Nuance logo, PaperPort and ScanSoft are trademarks or registered trademarks of Nuance Communications, Inc. or its affiliates in the United States and/or other countries.

Memory Stick PRO Duo, Memory Stick Duo, MagicGate, Memory Stick Micro and M2 are trademarks of Sony Corporation.

SDHC Logo is a trademark of SD-3C, LLC.

AOSS is a trademark of Buffalo Inc.

Wi-Fi, Wi-Fi Alliance and Wi-Fi Protected Access are registered trademarks of the Wi-Fi Alliance.

WPA, WPA2, Wi-Fi Protected Setup, Wi-Fi Protected Setup logo and Wi-Fi Direct are trademarks of the Wi-Fi Alliance.

FLICKR is a registered trademark of Yahoo! Inc.

Android, Google Cloud Print, Google Drive and Picasa Web Albums are trademarks of Google, Inc. Use of these trademarks are subject to Google Permissions.

Firefox is a registered trademark of the Mozilla Foundation.

UNIX is a registered trademark of The Open Group in the United States and other countries.

Linux is the registered trademark of Linus Torvalds in the U.S. and other countries.

The Bluetooth word mark is a registered trademark owned by Bluetooth SIG, Inc. and any use of such marks by Brother Industries, Ltd. is under license.

Intel is a trademark of Intel Corporation in the U.S. and/or other countries.

EVERNOTE and the Evernote Elephant logo are trademarks of Evernote Corporation and used under a license.

Each company whose software title is mentioned in this manual has a Software License Agreement specific to its proprietary programs.

**Any trade names and product names of companies appearing on Brother products, related documents and any other materials are all trademarks or registered trademarks of those respective companies.**

# Open Source Licensing Remarks

This product includes open-source software.

To see the open source licensing remarks, please go to the manual download selection on your model's home page on Brother Solutions Center at <http://solutions.brother.com/>.

## Copyright and License

©2013-2014 Brother Industries, Ltd. All rights reserved.

This product includes software developed by the following vendors:

©1983-1998 PACIFIC SOFTWARES, INC. ALL RIGHTS RESERVED.

©2008 Devicescape Software, Inc. All rights reserved.

This product includes the "KASAGO TCP/IP" software developed by ZUKEN ELMIC, Inc.

## Other Information (MFC-J870DW only)

FlashFX<sup>®</sup> is a registered trademark of Datalight, Inc.

FlashFX<sup>®</sup> Copyright 1998-2010 Datalight, Inc.

U.S. Patent Office 5,860,082/6,260,156

FlashFX<sup>®</sup> Pro<sup>™</sup> is a trademark of Datalight, Inc.

Reliance<sup>™</sup> is a trademark of Datalight, Inc.

Datalight<sup>®</sup> is a registered trademark of Datalight, Inc.

Copyright 1989-2010 Datalight, Inc., All Rights Reserved

# Unlawful use of copying equipment

It is an offence to make reproductions of certain items or documents with the intent to commit fraud. The following is a non-exhaustive list of documents which it may be unlawful to produce copies of. We suggest you check with your legal adviser and/or the relevant legal authorities if in doubt about a particular item or document:

- Currency
- Bonds or other certificates of debt
- Certificates of deposit
- Armed forces service or draft papers
- Passports
- Postage stamps (cancelled or uncanceled)
- Immigration papers
- Welfare documents
- Cheques or drafts drawn by governmental agencies
- Identifying badges or insignias

In addition, driving licenses and/or Certificates of Title to motor vehicles may not be copied under certain national laws.

Copyrighted works cannot be copied lawfully, subject to the “fair dealing” exception relating to sections of a copyrighted work. Multiple copies would indicate improper use. Works of art should be considered the equivalent of copyrighted works.

# brother



[www.brotherearth.com](http://www.brotherearth.com)