



Specifications and Supplies

MFC-EX670W

Table of Contents

Specifications	1
Supplies	8

Specifications

- >> [General Specifications](#)
- >> [Document Size Specification](#)
- >> [Print Media Specifications](#)
- >> [Fax Specifications](#)
- >> [Copy Specification](#)
- >> [Scanner Specifications](#)
- >> [Printer Specifications](#)
- >> [Interface Specifications](#)
- >> [Direct Print Feature Specifications](#)
- >> [Supported Protocols and Security Features](#)
- >> [Computer Requirements Specifications](#)

General Specifications

Printer Type		<ul style="list-style-type: none"> • Laser
Print Method		<ul style="list-style-type: none"> • Electrophotographic Laser Printer
Memory Capacity	Standard	<ul style="list-style-type: none"> • 2 GB
Machine display		<ul style="list-style-type: none"> • Liquid Crystal Display (LCD) 7.0 in. (176.1 mm) TFT Color touchscreen LCD ¹ • Touchscreen 6.17 x 4.15 in. (156.6 x 105.4 mm)
Power Source		<ul style="list-style-type: none"> • 110 V to 120 V AC 50/60 Hz
Power Consumption (Average)	Peak	<ul style="list-style-type: none"> • Approximately 1,050 W
	Printing ²	<ul style="list-style-type: none"> • Approximately 790 W at 77°F (25°C)
	Printing (Quiet Mode) ²	<ul style="list-style-type: none"> • Approximately 450 W at 77°F (25°C)
	Copying ²	<ul style="list-style-type: none"> • Approximately 720 W at 77°F (25°C)
	Copying (Quiet Mode) ²	<ul style="list-style-type: none"> • Approximately 440 W at 77°F (25°C)
	Ready ²	<ul style="list-style-type: none"> • Approximately 95 W at 77°F (25°C)
	Sleep ²	<ul style="list-style-type: none"> • Approximately 19.4 W
	Deep Sleep ²	<ul style="list-style-type: none"> • Approximately 1.1 W
	Power Off ^{2 3 4}	<ul style="list-style-type: none"> • Approximately 0.02 W
Dimensions (Typical outline view)		Unit: in. (mm) <ul style="list-style-type: none"> • * : 19.8 (503) • ** : 23.1 (586) • *** : 21.3 (541)
Weights (with supplies)		<ul style="list-style-type: none"> • 81.1 lb (36.8 kg)

Noise Level	Sound Pressure	Printing	1-sided printing <ul style="list-style-type: none"> LpAm = 55 dB (A) 2-sided printing <ul style="list-style-type: none"> LpAm = 56.5 dB (A) 	
		Printing (Quiet Mode)	1-sided printing <ul style="list-style-type: none"> LpAm = 52 dB (A) 2-sided printing <ul style="list-style-type: none"> LpAm = 53 dB (A) 	
		Ready	<ul style="list-style-type: none"> LpAm = 17.2 dB (A) 	
	Sound Power	Printing ⁵	Monochrome	<ul style="list-style-type: none"> LWAd = 6.79 B (A)
			Color	<ul style="list-style-type: none"> LWAd = 6.78 B (A)
		Printing (Quiet Mode)	Monochrome	1-sided printing <ul style="list-style-type: none"> LWAd = 6.37 B (A) 2-sided printing <ul style="list-style-type: none"> LWAd = 6.68 B (A)
			Color	1-sided printing <ul style="list-style-type: none"> LWAd = 6.37 B (A) 2-sided printing <ul style="list-style-type: none"> LWAd = 6.68 B (A)
			Ready	<ul style="list-style-type: none"> LWAd = 3.06 B(A)
Temperature	Operating	<ul style="list-style-type: none"> From 50°F to 90°F (10°C to 32°C) 		
	Storage	<ul style="list-style-type: none"> From 32°F to 104°F (0°C to 40°C) 		
Humidity	Operating	<ul style="list-style-type: none"> 20% to 80% (without condensation) 		
	Storage	<ul style="list-style-type: none"> 10% to 90% (without condensation) 		
Automatic Document Feeder (ADF)			<ul style="list-style-type: none"> Up to 100 sheets For best results we recommend: <ul style="list-style-type: none"> Temperature: 68°F to 86°F (20°C to 30°C) Humidity: 50% to 70% Paper: 20 lb (80 g/m²) 	

1 Measured diagonally.

2 USB connections to a computer.

3 Measured according to IEC 62301 Edition 2.0.

4 Power consumption varies slightly depending on the usage environment.

5 Measured in accordance with ISO 7779.

Document Size Specification

Document Size	ADF Width	<ul style="list-style-type: none"> 4.1 in. to 8.5 in. (105 mm to 215.9 mm)
	ADF Length	<ul style="list-style-type: none"> 5.8 in. to 14.0 in. (147.3 mm to 355.6 mm)
	Scanner Glass Width	<ul style="list-style-type: none"> Maximum 8.5 in. (215.9 mm)
	Scanner Glass Length	<ul style="list-style-type: none"> Maximum 14 in. (355.6 mm)

Print Media Specifications

Paper Input	Paper Tray (Standard)	Paper Type	<ul style="list-style-type: none"> Plain Paper, Letterhead, Colored Paper, Thin Paper, Recycled Paper, Thick Paper, Thicker Paper
		Paper Size	<ul style="list-style-type: none"> A4, Letter, B5 (JIS), B5 (ISO), A5, A5 (Long Edge), B6 (JIS), A6, Executive, Legal, Mexico Legal, India Legal, Folio, 16K (195x270 mm), A4 Short (270mm Paper)
		Paper Weight	<ul style="list-style-type: none"> 16 to 61 lb (60 to 230 g/m²)
		Maximum Paper Capacity	<ul style="list-style-type: none"> Up to 520 sheets of 20 lb (80 g/m²) Plain Paper
	Multi-Purpose Tray (MP tray)	Paper Type	<ul style="list-style-type: none"> Plain Paper, Letterhead, Colored Paper, Thin Paper, Thick Paper, Thicker Paper, Recycled Paper, Bond, Label, Envelope, Env.Thin, Env.Thick, Glossy Paper
		Paper Size	<ul style="list-style-type: none"> Width: 3 to 8.5 in. (76.2 to 215.9 mm) Length: 5 to 14 in. (127 to 355.6 mm) Envelope: COM-10, DL, C5, Monarch
		Paper Weight	<ul style="list-style-type: none"> 16 to 61 lb (60 to 230 g/m²)
		Maximum Paper Capacity	<ul style="list-style-type: none"> Up to 100 Sheets of 20 lb (80 g/m²) Plain Paper Envelope: 15 envelopes
	Paper Tray 2, 3, 4 (Optional) ¹	Paper Type	<ul style="list-style-type: none"> Plain Paper, Letterhead, Colored Paper, Thin Paper, Recycled Paper
		Paper Size	<ul style="list-style-type: none"> A4, Letter, B5 (JIS), A5, Executive, Legal, Mexico Legal, India Legal, Folio, 16K (195x270 mm), A4 Short (270mm Paper)
		Paper Weight	<ul style="list-style-type: none"> 16 to 28 lb (60 to 105 g/m²)
		Maximum Paper Capacity	<ul style="list-style-type: none"> LT-330CL Up to 250 sheets of 20 lb (80 g/m²) Plain Paper LT-340CL Up to 500 sheets of 20 lb (80 g/m²) Plain Paper
Paper Output ²	Face Down Output Tray	<ul style="list-style-type: none"> Up to 250 Sheets of 20 lb (80 g/m²) Plain Paper (face down delivery to the face down output paper tray) 	
	Face Up Output Tray	<ul style="list-style-type: none"> One sheet (face up delivery to the face up output tray) 	
2-sided	Automatic 2-sided Printing	Paper Type	<ul style="list-style-type: none"> Plain Paper, Letterhead, Colored Paper, Thin Paper, Thick Paper, Thicker Paper, Recycled Paper, Glossy Paper
		Paper Size	Select the paper size you want to use by sliding the 2-sided lever: <ul style="list-style-type: none"> A4, A4 Short (270mm Paper) Letter, Legal, Mexico Legal, India Legal, Folio
		Paper Weight	<ul style="list-style-type: none"> 16 to 61 lb (60 to 230 g/m²)

¹ Maximum number of Lower Trays: Up to three LT-330CL Lower Trays, or two LT-340CL, or a combination of one LT-330CL and one LT-340CL.

² For labels, we recommend removing the printed sheets from the output paper tray immediately after they exit the machine to avoid the possibility of smudging.

Fax Specifications

Compatibility	• ITU-T Super Group 3	
Coding System	• MH / MR / MMR / JBIG	
Modem Speed	• 33,600 bps (with Automatic Fallback)	
2-sided Print Receiving	• Yes	
Automatic 2-sided Sending	• Yes (from the ADF)	
Scanning Width	• Maximum 8.19 in. (208 mm)	
Printing Width	• Maximum 8.19 in. (208 mm)	
Gray Scale	• 8 bit / 256 levels	
Resolution	Horizontal	• 203 dpi
	Vertical	• Standard: 98 dpi • Fine: 196 dpi • Super fine: 392 dpi • Photo: 196 dpi
Address Book	• 300 Locations	
Groups	• Up to 20	
Broadcasting	• 350 Locations	
Automatic Redial	• 1 time at 5-minute intervals	
Memory Transmission	• Up to 500 pages ¹	
Out of Paper Reception	• Up to 500 pages ¹	

¹ 'Pages' refers to the 'ITU-T Test Chart #1' (a typical business letter, Standard resolution, JBIG code).

Copy Specification

Copy Width	• Maximum 8.27 in. (210 mm)	
Automatic 2-sided Copy	• Yes (from the ADF)	
Sort Copy	• Yes	
Stack Copy	• Up to 999 pages	
Enlarge/Reduce	• 25 to 400% (in increments of 1%)	
Resolution	• Maximum 600 x 600 dpi	
First Copy Out Time ¹	Monochrome	• Less than 12 seconds at 73.4°F (23°C) / 115 V
	Color	• Less than 13 seconds at 73.4°F (23°C) / 115 V

¹ From Ready Mode and standard tray.

Scanner Specifications

Color / Black	• Yes / Yes
TWAIN Compliant	• Yes (Windows 7 / Windows 8.1 / Windows 10)
WIA Compliant	• Yes (Windows 7 / Windows 8.1 / Windows 10)
Color Depth	• 30 bit color Processing (Input)

	<ul style="list-style-type: none"> • 24 bit color Processing (Output)
Gray Scale	<ul style="list-style-type: none"> • 10 bit color Processing (Input) • 8 bit color Processing (Output)
Resolution ¹	<ul style="list-style-type: none"> • Up to 19200 x 19200 dpi (interpolated) • Up to 600 x 600 dpi (from the Scanner Glass) • Up to 600 x 600 dpi (from the ADF)
Scanning Width	<ul style="list-style-type: none"> • Maximum 8.27 in. (210 mm)
Automatic 2-sided Scanning	<ul style="list-style-type: none"> • Yes (from the ADF)

¹ Maximum 600 × 600 dpi scanning with the WIA driver in Windows 7, Windows 8.1, and Windows 10 (resolution up to 19200 × 19200 dpi can be selected by using the scanner utility).

Printer Specifications

Automatic 2-sided Print	<ul style="list-style-type: none"> • Yes 	
Emulation	<ul style="list-style-type: none"> • PCL5e, PCL5c, PCL6 (PCL XL Class3.0), BR-Script3, PDF Version 1.7, XPS Version 1.0 	
Resolution	<ul style="list-style-type: none"> • 600 x 600 dpi, 2,400 dpi class (2400 x 600) quality 	
Print Speed ^{1 2}	1-sided Print ³	Monochrome
		<ul style="list-style-type: none"> • Up to 42 pages/minute (Letter size) Up to 40 pages/minute (A4 size)
	2-sided Print	Color
		<ul style="list-style-type: none"> • Up to 42 pages/minute (Letter size) Up to 40 pages/minute (A4 size)
First Print Time ^{4 5 6 7}	Monochrome	<ul style="list-style-type: none"> • Up to 42 sides/minute (Up to 21 sheets/minute) (Letter size) Up to 40 sides/minute (Up to 20 sheets/minute) (A4 size)
		Color
	Color	<ul style="list-style-type: none"> • Up to 42 sides/minute (Up to 21 sheets/minute) (Letter size) Up to 40 sides/minute (Up to 20 sheets/minute) (A4 size)
		<ul style="list-style-type: none"> • Less than 10 seconds at 73.4°F (23°C) / 115 V
	<ul style="list-style-type: none"> • Less than 10 seconds at 73.4°F (23°C) / 115 V 	

¹ The print speed may change depending on the type of document you print.

² The print speed may be slower when the machine is connected by wireless LAN.

³ Measured in accordance with ISO/IEC 24734.

⁴ Printing from Ready mode and standard tray.

⁵ Length of time from when the machine is started until paper output is complete (except when the machine is turned on or when an error is fixed).

⁶ May vary when calibration or registration is in progress.

⁷ This applies when printing on A4- or Letter-size paper from the standard tray. However, the First Print Time could be longer depending on the paper size and the amount of print data.

Interface Specifications

USB ^{1 2}	<ul style="list-style-type: none"> • Hi-Speed USB 2.0 Use a USB 2.0 interface cable that is no more than 6 feet (2 meters) long.
LAN	<ul style="list-style-type: none"> • 10Base-T/100Base-TX/1000Base-T³
Wireless LAN	<ul style="list-style-type: none"> • IEEE 802.11a/b/g/n (Infrastructure Mode)

	IEEE 802.11a/g/n (Wi-Fi Direct®)
NFC ⁴	• Yes

- 1 Your machine has a USB 2.0 Hi-Speed interface. The machine can also be connected to a computer that has a USB 1.1 interface.
- 2 Third party USB hub devices are not supported.
- 3 Use a Category 5e (or greater) network cable.
- 4 When you connect an external IC card reader, use a HID class driver supported device.

Direct Print Feature Specifications

Compatibility	• PDF version 1.7, JPEG, Exif+JPEG, PRN (created by the machine's own printer driver), TIFF (scanned by Brother models), XPS version 1.0
Interface	• USB direct interface: Front x1, Rear x1

Supported Protocols and Security Features

Ethernet

10Base-T/100Base-TX/1000Base-T

Wireless LAN (5GHz)

IEEE 802.11a/n (Infrastructure Mode), IEEE 802.11a/n (Wi-Fi Direct)

Wireless LAN (2.4GHz)

IEEE 802.11b/g/n (Infrastructure Mode), IEEE 802.11g/n (Wi-Fi Direct)

Protocols (IPv4)

ARP, RARP, BOOTP, DHCP, APIPA (Auto IP), WINS/NetBIOS name resolution, DNS Resolver, mDNS, LLMNR responder, LPR/LPD, Custom Raw Port/Port9100, POP3, SMTP Client, IPP/IPPS, FTP Client and Server, CIFS Client, TELNET Server, SNMPv1/v2c/v3, HTTP/HTTPS server, TFTP client and server, ICMP, Web Services (Print/Scan), SNTTP Client, LDAP, IMAP4

Protocols (IPv6)

NDP, RA, DNS resolver, mDNS, LLMNR responder, LPR/LPD, Custom Raw Port/Port9100, IPP/IPPS, POP3, SMTP Client, FTP Client and Server, CIFS Client, TELNET Server, SNMPv1/v2c/v3, HTTP/HTTPS server, TFTP client and server, ICMPv6, SNTTP Client, LDAP, Web Services (Print/Scan), IMAP4

Network Security (Wired)

APOP, SMTP-AUTH, SSL/TLS (IPPS, HTTPS, SMTP, POP3, IMAP4), SNMP v3, 802.1x (EAP-MD5, EAP-FAST, PEAP, EAP-TLS, EAP-TTLS), Kerberos, IPsec

Network Security (Wireless)

APOP, SMTP-AUTH, SSL/TLS (IPPS, HTTPS, SMTP, POP3, IMAP4), SNMP v3, 802.1x (EAP-FAST, PEAP, EAP-TLS, EAP-TTLS), Kerberos, IPsec

Wireless Network Security

WEP 64/128 bit, WPA-PSK (TKIP/AES), WPA2-PSK (TKIP/AES) (Wi-Fi Direct supports WPA2-PSK (AES) only)

Wireless Certification

Wi-Fi Certification Mark License (WPA™/WPA2™ - Enterprise, Personal), Wi-Fi Protected Setup™ (WPS) Identifier Mark License, Wi-Fi CERTIFIED™ Wi-Fi Direct

Computer Requirements Specifications

Supported Operating Systems And Software Functions

Computer Platform & Operating System Version	Computer Interface	Processor	Hard Disk Space to Install
--	--------------------	-----------	----------------------------

		Parallel (IEEE1284)	USB ¹	10Base-T/ 100Base-TX/ 1000Base-T (Ethernet)	Wireless 802.11a/b/g/n		For Drivers	For Applications (including Drivers)
Windows Operating System	Windows 7 SP1 / 8.1 ^{2 3 4}	N/A	Printing PC Fax ⁵ Scanning		32 bit (x86) or 64 bit (x64) processor	80 MB	1.8 GB	
	Windows 10 Home / 10 Pro / 10 Education / 10 Enterprise ^{2 3}							
	Windows Server 2008 SP2 ⁴		Printing Scanning	Printing	64 bit (x64) processor	50 MB	50 MB	
	Windows Server 2008 R2 ⁴							
	Windows Server 2012							
	Windows Server 2012 R2							
	Windows Server 2016							
	Windows Server 2019							
Windows Server 2019								
Mac Operating System ⁶	macOS v10.14.x	Printing PC-Fax (Send) ^{5 7} Scanning		64 bit (x64) processor	N/A	500 MB		
	macOS v10.15.x							
	macOS v11							

¹ Third-party USB ports are not supported.

² For WIA, 600x600 resolution. Brother Scanner Utility enables resolutions up to 19200 x 19200 dpi.

³ PaperPort™ 14SE supports Windows 7 SP1, Windows 8.1 and Windows 10.

⁴ Windows 7 / Server 2008 / Server 2008 R2 supported by Extended Security Updates until Jan 10, 2023.

⁵ PC-Fax supports black and white only.

⁶ macOS Disclaimer

AirPrint capable: Printing or scanning via Mac requires using AirPrint. Mac drivers are not provided.

⁷ AirPrint only.

For the latest driver updates, go to your model's **Downloads** page at support.brother.com.

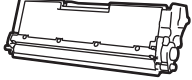
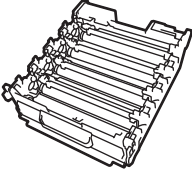
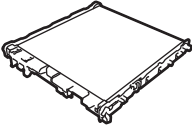
All trademarks, brand and product names are the property of their respective companies.

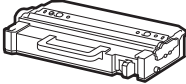
Supplies

When the time comes to replace supplies, such as the toner cartridge or drum unit, an error message will appear on your machine's control panel or in the Status Monitor. For more information about the supplies for your machine, visit www.brother.com/original or contact your local Brother dealer.



The Supply Order Number (No.) will vary depending on your country and region.

Supply Items	Supply Order No.	Approximate Life (Page Yield)	Applicable Models
Toner Cartridge 	Standard Toner: TN810	<ul style="list-style-type: none"> Black: Approximately 9,000 pages^{1 2} Cyan / Magenta / Yellow: Approximately 6,500 pages^{1 2} 	MFC-EX670W
	High Yield Toner: TN810XL	<ul style="list-style-type: none"> Black: Approximately 12,000 pages^{1 2} Cyan / Magenta / Yellow: Approximately 9,000 pages^{1 2} 	MFC-EX670W
	Super High Yield Toner: TNE80	<ul style="list-style-type: none"> Black: Approximately 15,000 pages^{1 2} Cyan / Magenta / Yellow: Approximately 12,000 pages^{1 2} 	MFC-EX670W
	Starter Toner: (Supplied with your machine)	<ul style="list-style-type: none"> Black: Approximately 15,000 pages^{1 2} Cyan / Magenta / Yellow: Approximately 12,000 pages^{1 2} 	MFC-EX670W
Drum Unit 	<ul style="list-style-type: none"> DR810CL 	<ul style="list-style-type: none"> Approximately 100,000 pages³ 	MFC-EX670W
Belt Unit 	<ul style="list-style-type: none"> BU800CL 	<ul style="list-style-type: none"> Approximately 150,000 pages⁴ 	MFC-EX670W

Supply Items	Supply Order No.	Approximate Life (Page Yield)	Applicable Models
Waste Toner Box 	<ul style="list-style-type: none"> WT800CL 	<ul style="list-style-type: none"> Approximately 100,000 pages^{2 5 6} 	MFC-EX670W

1 The approximate cartridge yield is declared in accordance with ISO/IEC 19798.

2 Letter or A4 size single-sided pages

3 Approximately 100,000 pages based on 3 pages per job [A4/Letter single-sided pages]. The number of pages may be affected by a variety of factors including but not limited to media type and media size.

4 Approximately 150,000 pages based on 2 pages per job [A4/Letter single-sided pages]. The number of pages may be affected due to a variety of factors including but not limited to media type and media size.

5 Approximate waste toner box yield is declared in accordance with ISO/IEC 19798.

6 The number of pages may be affected due to a variety of factors including but not limited to media type and media size.

Brother International Corporation
200 Crossing Boulevard
P.O. Box 6911
Bridgewater, NJ 08807-0911 USA

Brother International Corporation (Canada) Ltd.
1 rue Hôtel de Ville,
Dollard-des-Ormeaux, QC, Canada H9B 3H6

brother

This machine is approved for use in the country of purchase only. Local Brother companies or their dealers will support only machines purchased in their own countries.



USA/CAN
Version 0