

Product Safety Guide

HL-L1228 / HL-L1238W / HL-L1808W / DCP-L1628 / DCP-L1638W /
DCP-L1848W

Brother Industries, Ltd.
15-1, Naeshiro-cho, Mizuho-ku, Nagoya 467-8561, Japan

Read this guide before attempting to operate the product, or before attempting any maintenance. Failure to follow these instructions may result in an increased risk of personal injury or damage to property, including through fire, electrical shock, burns or suffocation. Brother shall not be liable for damage caused where the product owner has failed to follow instructions set out in this guide.

How to use this guide:

1. Read the whole guide before using your product. Keep the User's Guide in a secure place for future reference.
2. Carefully follow the instructions set out in this guide and always ensure that you follow all warnings and instructions marked on the product.
3. If you have concerns about how to use your product after reading this guide, contact Brother customer service or your local Brother dealer.
4. To ensure you understand all of the instructions, study the Symbols and Conventions used in the documentation.
5. CAUTION:
Before using this product, read carefully these instructions for correct operation.

For more advanced instructions, information, and product specifications, see the *Online User's Guide* at support.brother.com/manuals.

Table of Contents

Symbols and Conventions Used in the Documentation	3
Font Styles Used in the Documentation	3
Compilation and Publication Notice	3
Choose a Safe Location for Your Product	4
Connect the Product Safely	6
Use the Product Safely	7
Important Safety Instructions	13
Product Warranty & Liability	14
Trademarks	16
Brother Customer Service	17
Unlawful Use of Copying or Scanning Equipment (Products with the scanning function only)	17
Disclaimer	18

Symbols and Conventions Used in the Documentation

The following symbols and conventions are used throughout the documentation.

Follow all warnings and instructions marked on the product.

WARNING

WARNING indicates a potentially hazardous situation which, if not avoided, could result in death or serious injuries.

CAUTION

CAUTION indicates a potentially hazardous situation which, if not avoided, may result in minor or moderate injuries.

IMPORTANT

IMPORTANT indicates a potentially hazardous situation which, if not avoided, may result in damage to property or loss of product functionality.

NOTE

NOTE specifies the operating environment, conditions for installation, or special conditions of use.



Hot Surface icons warn you not to touch product parts that are hot.



Prohibition icons indicate actions that must not be performed.



Electrical Hazard icons alert you to the possibility of an electric shock.



Fire Hazard icons alert you to the possibility of a fire.



Explosion Hazard icons alert you to the possibility of an explosion.

Font Styles Used in the Documentation

The definitions of font style are as follows:

Bold	Bold typeface identifies specific buttons on the product's control panel or on the computer screen.
<i>Italics</i>	Italicised style emphasises an important point or refers you to a related topic.
Courier New	Text in Courier New font identifies messages on the LCD of the product.

Compilation and Publication Notice

The illustrations in this guide show the HL-L1238W/DCP-L1638W.

This product's manuals have been compiled and published to provide the latest product safety information at the time of publication. The information contained in these manuals may be subject to change.

For the latest manuals, visit support.brother.com.

©2024 Brother Industries, Ltd. All rights reserved.

Choose a Safe Location for Your Product

WARNING



Choose a location where the temperature remains between 10°C and 32.5°C, the humidity is between 20% and 80%, and where there is no condensation. To ensure the high print quality, the maximum ambient temperature we recommend is 32.5°C. The maximum ambient temperature to safely use this machine is 35°C.



DO NOT place the product near heaters, air conditioners, electrical fans, refrigerators, or water. Doing so may create the risk of an electrical shock, short circuit, or fire, as water may come into contact with the product (including condensation caused by heating/air conditioning/ventilation equipment).

Do not install or use in areas where explosive or electrically conductive dusts are generated.



DO NOT expose the product to direct sunlight, excessive heat, open flames, corrosive gasses, moisture, or dust. Doing so may create a risk of an electrical shock, short circuit, or fire, causing damage to the product and/or rendering it inoperable.



DO NOT place the product near chemicals or in a place where chemicals could be spilled on it. Should chemicals come into contact with the product, there may be a risk of fire or electrical shock. In particular, organic solvents or liquids such as benzene, paint thinner, polish remover, or deodoriser may melt or dissolve the plastic cover and/or cables, resulting in a risk of fire or electrical shock. These or other chemicals may cause the product to malfunction or become discoloured.

DO NOT place this product on an unstable surface, particularly if children are expected to be near the product. The product is heavy and may fall, causing injury to you or others and serious damage to the product. For products with scanning functionality, there is an added risk of injury if the scanner glass should break.



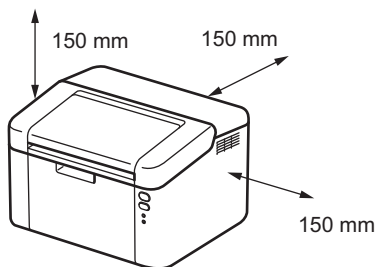
DO NOT put the product in a location that blocks or obstructs any slot or opening in the product. These slots and openings are provided for ventilation. Blocking the machine's ventilation could create a risk of overheating and/or fire.

CAUTION

- Keep a minimum gap around the product as shown in the illustration.

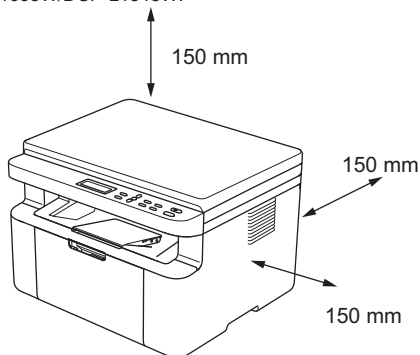
Products without the scanning function

HL-L1228/HL-L1238W/HL-L1808W:



Products with the scanning function

DCP-L1628/DCP-L1638W/DCP-L1848W:



- Place the product on a solid level surface.
- DO NOT place this product near or over a radiator or heater.
- DO NOT place this product in any installation unless adequate ventilation is provided.

Put your product on a flat and stable surface (such as a desk), that is free from vibration and shocks. Put the product near a telephone socket (models with the fax function only) and a standard earthed electrical socket.

Avoid placing your product in a busy area. If you must place it in a busy area, ensure that the product is in a safe location where it cannot be accidentally knocked over, which could cause injury to you or others and serious damage to the product.

Ensure that cables and cords leading to the product are secured so as not to pose a tripping hazard.

DO NOT place heavy objects on the product.

DO NOT place any objects around the product. Such objects block the access to the electrical socket in case of emergency. It is important that the product can be unplugged whenever needed.

This product emits some chemical substances during printing, and additionally if used for prolonged periods or in poorly ventilated areas may cause the emission of odorous gases such as ozone. Place the product in a well-ventilated area for optimum performance and comfort.

IMPORTANT

- DO NOT place your product next to devices that contain magnets or generate magnetic fields. Doing so may interfere with the operation of the product, causing print quality problems.
 - DO NOT place your product next to sources of interference, such as speakers or the base units of cordless telephones. Doing so may interfere with the operation of the product's electronic components.
-

Connect the Product Safely

WARNING



ELECTRICAL HAZARDS

Failure to follow the warnings in this section may create the risk of an electrical shock. In addition, you could cause a short circuit, which may create the risk of fire.



There are high-voltage electrodes inside the product. Before you access the inside of the product, including for routine maintenance such as cleaning, make sure you have unplugged the telephone line cord first (models with the fax function only) and then the power cord from the electrical socket, as well as any telephone/RJ-11 (models with the fax function only) or Ethernet/RJ-45 cables (network models only) from the product.

DO NOT push objects of any kind into this product through slots or openings in the product, as they may touch dangerous voltage points or short-out parts.



DO NOT handle the plug with wet hands. Doing this might cause an electrical shock.



Always make sure the plug is fully inserted. DO NOT use the product or handle the cord if the cord has become worn or frayed.



Unplug the power plug regularly to clean it. Use a dry cloth to clean the root of the plug blades and between the blades. If the power plug is plugged into the socket over a long period, dust accumulates around the plug blades, which may cause a short circuit, resulting in a fire.



DO NOT drop any metal objects or any type of liquid on the power plug of the product. It may cause an electrical shock or a fire.



This product should be connected to an AC power source within the range indicated on the rating label on your machine. DO NOT connect it to a DC power source or inverter. If you are not sure what kind of power source you have, contact a qualified electrician.

Use the Product Safely

WARNING

Plastic bags are used in the packing of this product. Plastic bags are not toys. To avoid the danger of suffocation, keep these bags away from babies and children, and dispose of them correctly.

  **ELECTRICAL HAZARDS**

Failure to follow the warnings in this section may create the risk of an electrical shock. In addition, you could cause a short circuit, which may lead to fire.



DO NOT dismantle this product. Dismantling this product could cause a fire or electrical shock.

DO NOT attempt to service this product yourself. Opening or removing covers may expose you to dangerous voltage points and other risks and may void your warranty. Refer all servicing to Brother customer service or your local Brother dealer.



If the product has been dropped or the casing has been damaged, there may be the possibility of an electrical shock. Unplug the product from the electrical socket and contact Brother customer service or your local Brother dealer.



If water, other liquids, or metal objects get inside the product, immediately unplug the product from the electrical socket and contact Brother customer service or your local Brother dealer.




DO NOT use this product during a thunderstorm. There may be a remote risk of an electrical shock from lightning.

FIRE HAZARDS

Failure to follow the warnings in this section may create the risk of fire.



DO NOT use flammable substances, any type of spray, or an organic solvent/liquid containing alcohol or ammonia to clean the inside or outside of the product. Doing so could cause a fire. Instead, use only a dry, lint-free cloth. For instructions on how to clean the product, see the *Online User's Guide*.





DO NOT attempt to operate this product when a paper jam or stray pieces of paper are inside the product. Prolonged contact of paper with the fuser unit could cause a fire.



DO NOT use a vacuum cleaner to clean up scattered toner. Doing this might cause the toner dust to ignite inside the vacuum cleaner, potentially starting a fire. Carefully clean the toner dust with a dry, lint-free soft cloth, and dispose of it according to local regulations.

(Models with the Wireless LAN function only)

DO NOT use the product near any medical electrical equipment. The radio waves emitted from the product may affect medical electrical equipment and cause a malfunction, which may result in accident or injury.

For users with pacemakers:

(Models with the Wireless LAN function only)

This product generates a weak magnetic field. If you feel anything wrong with the operation of your pacemaker when near the product, move away from the product and consult a doctor immediately.



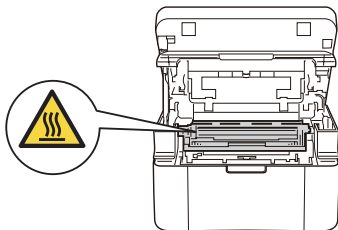
DO NOT place metal objects, such as clips, staples, or jewellery on the product. If these objects contact the electrical parts inside the product, it may cause a fire or electrical shock.



DO NOT place a container holding water or liquid on the product. The water or liquid in the container may spill into the product, making contact with the electrical parts inside the product, which may cause a fire or electrical shock.

HOT SURFACE

Immediately after using the product, some internal parts of the product will be extremely hot. Wait at least 15 minutes for the product to cool down before you touch the internal parts of the product.





If the product becomes unusually hot, releases smoke, generates any strong smells, or if you accidentally spill any liquid on it, immediately unplug the product from the electrical socket. Contact Brother customer service or your local Brother dealer.



(Models with the fax function only)

Use caution when installing or modifying telephone lines. Never touch telephone wires or terminals that are not insulated unless the telephone line has been unplugged from the wall socket.

Never install telephone wiring during a thunderstorm. Never install a telephone wall socket in a location that is wet or may become wet, for example, near a refrigerator or other appliance that produces condensation.

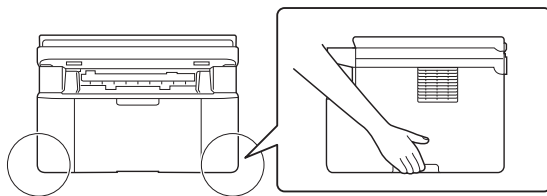


Power Cord Safety:

- This product is equipped with an earthed plug. This plug will only fit into an earthed electrical socket. This is a safety feature. If you are unable to insert the plug into the socket, ask your electrician to replace your obsolete socket. DO NOT attempt to defeat the purpose of the earthed plug.
- DO NOT allow anything to rest on the power cord.
- DO NOT place this product where others might step on the cord.
- DO NOT place this product in a position where the cord is stretched or strained as it may become worn or frayed.
- DO NOT use the product or handle the cord if the cord has become worn or frayed. If unplugging your product, DO NOT touch the damaged/frayed part.
- DO NOT pull on the middle of the power cord; pulling on the middle may cause the cord to separate from the plug. Doing this might cause an electrical shock.
- DO NOT use any undesignated cables (or optional devices). Doing so may cause a fire or injuries. Installation must be performed correctly according to the *Quick Setup Guide*.
- Brother strongly recommends that you DO NOT use any type of extension cord.
- This product should be positioned so that nothing pinches or constricts the power cord.
- DO NOT use cables that do not meet the cable specifications described in the *Online User's Guide: Specifications*. Doing so may cause a fire or injuries.


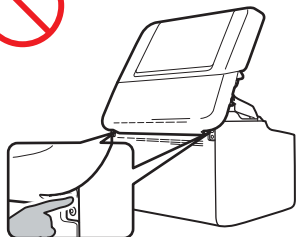
When you move the product, carry the product as shown in the illustration.

DCP-L1628/DCP-L1638W/DCP-L1848W:



CAUTION

To prevent injuries, be careful not to put your fingers in the areas shown in the illustrations.



For your safety, unplug the product from the electrical socket when it is not used for a long time.

When multiple devices, including this product, are connected to a computer using USB cables, you may feel an electric charge when you touch metal parts of the product.

Some products and/or their cartons contain a silica gel pack. **DO NOT** eat the silica gel pack; throw it away. If you ingest it, seek medical attention immediately.

Keep toner cartridges out of the reach of children. If toner powder is swallowed, consult a doctor immediately.

We recommend placing the toner cartridge and drum unit assembly on a clean, flat surface with disposable paper underneath it in case you accidentally spill or scatter toner. If toner scatters on your hands or clothes, immediately wash it off with soap and cold water.

Should you come into contact with toner, follow these instructions:

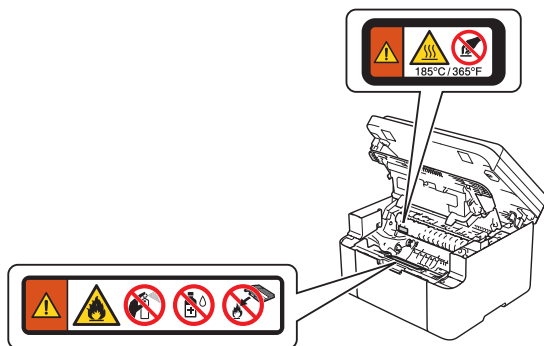
- **Inhalation**
Obtain immediate medical attention. In case of accidental inhalation, move to fresh air immediately, then obtain medical attention.
 - **Skin contact**
Remove contaminated clothing immediately and wash the affected skin with soap and cold water.
 - **Eye contact**
Obtain medical attention. If the toner has got into the eyes, immediately wash out the eyes with water continuously, for at least 15 minutes.
 - **Ingestion**
Obtain immediate medical attention. Wash out mouth with water and drink 200 - 300 ml (one cup) of water.
-

DO NOT attempt to dismantle the toner cartridge. If toner dust should leak out, avoid inhaling it or letting it come in contact with your skin.

DO NOT run your hand over the edge of the paper. The thin and sharp edges of the paper may cause an injury.

This machine contains electronic components that emit electromagnetic radiation during the printing operation. To avoid the possibility of electromagnetic radiation exposure to your body, maintain a distance of 7.87 inches (20 cm) from both sides of the machine when printing.

DO NOT remove or damage any of the caution or warning labels inside the product.



IMPORTANT

- A distinct change in the product's performance may indicate a need for service.
 - DO NOT connect your product to an electrical socket controlled by wall switches or automatic timers, or to the same circuit as a large appliance or other equipment that requires a significant amount of electricity. It could disrupt the power supply. Disruption of the power supply may also delete information from the product's memory, and repeated cycling of the power supply can damage the product.
 - DO NOT put any objects on top of the product. Doing so may cause the product to malfunction.
 - If the product does not operate normally when the operating instructions are followed, adjust only those controls that are covered by the operating instructions. Incorrect adjustment of other controls may result in damage and will often require extensive work by a qualified technician to restore the product to normal operation.
-

Important Safety Instructions

1. This product is equipped with a grounding type plug, a plug having three pins. This plug will fit into only a grounding-type power outlet. This is a safety feature. If you are unable to insert the plug into the outlet, contact your electrician to replace your obsolete outlet. DO NOT defeat the purpose of the grounding-type plug.
2. DO NOT place anything on top of the power cord including this product. DO NOT allow the power cord to be stepped on.
3. DO NOT touch a document during printing.
4. Never push objects of any kind into this product through cabinet slots, since they may touch dangerous voltage points or short out parts resulting in the risk of fire or electric shock. Never spill liquid of any kind on the product.
5. Unplug this product from the wall outlet and refer servicing to Authorized Service Personnel under the following conditions:
 - If the power cord is damaged or frayed.
 - If the product has been spilled by liquid.
 - If the product has been exposed to rain or water.
 - If the product does not operate normally when the operating instructions are followed. Adjust only those controls that are covered by the operating instructions. Incorrect adjustment of other controls may result in damage and will often require extensive work by a qualified technician to restore the product to normal operation.
 - If the product has been dropped or the casing has been damaged.
 - If the product exhibits a distinct change in performance, indicating a need for service.



WARNING



For protection against the risk of electrical shock, always disconnect all cables from the wall outlet before servicing, modifying or installing the equipment.

IMPORTANT

- This equipment may not be used on coin service lines provided by the telephone company or connected to party lines. (Models with FAX function only)
- Brother cannot accept any financial or other responsibilities that may be the result of your use of this information, including direct, special, or consequential damages. There are no warranties extended or granted by this document.

Product Warranty & Liability

Nothing in this guide shall affect any existing product warranty or be construed as granting any additional product warranty. Failure to follow the safety instructions in this guide may invalidate your product's warranty.

WARNING

Disconnect machine



This product must be installed near an electrical socket that is easily accessible. In case of an emergency, you must unplug the power cord from the electrical socket to shut off the power completely.

IEC 60825-1:2014 (For 220-240V Models Only)

This product is a Class 1 laser product as defined in the IEC 60825-1:2014 standard.
The label shown below is attached in countries where required.



IEC 60825-1:2014 (For 220-240V Models Only) EN 60825-1:2014+A11:2021 (Europe Only)

This product has a Class 3B laser diode which emits invisible laser radiation in the laser unit. The laser unit must not be opened under any circumstances.

Internal laser radiation

Wavelength: 770 nm - 800 nm

Output: 25 mW max.

Laser class: Class 3B

WARNING

Use of controls, adjustments or performance of procedures other than those specified in this manual may result in hazardous radiation exposure.

Use at High elevations

This machine is only suitable for use in elevations up to 2000 meters above sea level.

Notes on Using the Wireless Network Models

1. For Wireless LAN Function of the Equipment

2.4 GHz band equipment

- Operating frequency: 2.4 - 2.4835 GHz
- Equivalent isotropic radiated power (EIRP): ≤ 100 mW
- Maximum power spectral density: ≤ 10 dBm / MHz (EIRP)
- Carrier frequency tolerance: 20 ppm
- Out-of-band emission power (Outside the 2.4 to 2.4835 GHz frequency band)
 ≤ -80 dBm / Hz (EIRP)
- Spurious emission (radiation) power (Outside the range of the corresponding carrier ± 2.5 times the channel bandwidth):
 - ≤ -36 dBm / 100 kHz (30 - 1000 MHz)
 - ≤ -33 dBm / 100 kHz (2.4 - 2.4835 GHz)
 - ≤ -40 dBm / 1 MHz (3.4 - 3.53 GHz)
 - ≤ -40 dBm / 1 MHz (5.725 - 5.85 GHz)
 - ≤ -30 dBm / 1 MHz (1 - 12.75 GHz for others)

5.2 - 5.3 GHz band equipment

- Operating frequency range: 5150 - 5350 MHz
- Equivalent isotropic radiated power (EIRP): ≤ 200 mW
- Maximum power spectral density: ≤ 10 dBm / MHz
- Carrier frequency tolerance: 20 ppm
- Out-of-band emission power (EIRP): ≤ -80 dBm / Hz
- Spurious emission (radiation) power:
 - ≤ -36 dBm / 100 kHz (30 - 1000 MHz)
 - ≤ -54 dBm / 100 kHz (48.5 - 72.5 MHz, 76 - 118 MHz, 167 - 223 MHz, 470 - 798 MHz)
 - ≤ -40 dBm / 1 MHz (2400 - 2483.5 MHz)

- ≤ -33 dBm / 100 KHz (5150 - 5350 MHz)
- ≤ -40 dBm / 1 MHz (5470 - 5850 MHz)
- ≤ -30 dBm / 1 MHz (1 - 40 GHz for others)

5.8 GHz band equipment

- Operating frequency range: 5725 - 5850 MHz
 - Emission power: ≤ 500 mW and ≤ 27 dBm
 - Equivalent isotropic radiated power (EIRP): ≤ 2 W and ≤ 33 dBm
 - Maximum power spectral density: ≤ 13 dBm / MHz and ≤ 19 dBm / MHz (EIRP)
 - Carrier frequency tolerance: 20 ppm
 - Out-of-band emission power (EIRP): ≤ -80 dBm / Hz (≤ 5725 MHz or ≥ 5850 MHz)
 - Spurious emission (radiation) power:
 - ≤ -36 dBm / 100 kHz (30 - 1000 MHz)
 - ≤ -40 dBm / 1 MHz (2400 - 2483.5 MHz)
 - ≤ -40 dBm / 1 MHz (3400 - 3530 MHz)
 - ≤ -33 dBm / 100 kHz (5725 - 5850 MHz) (Note: Outside the range of the corresponding carrier 2.5 times the channel bandwidth)
 - ≤ -30 dBm / 1 MHz (1 - 40 GHz for others)
2. DO NOT, without appropriate permission, attempt to alter the emission frequency or increase the emission power (including by installing an additional RF power amplifier), or connect any external antenna or use any unspecified transmitting antenna.
 3. This equipment must not cause harmful interference to other radio services. In case such interference occurred, the equipment must be stopped immediately and cannot be used until the appropriate measures are taken to eliminate the harmful interference.
 4. This micro-power wireless equipment must accept any interference caused by the legal operation of other radio services or radiated interference received from the industrial, scientific and medical appliances.
 5. DO NOT use this equipment anywhere near the plane or airport.
 6. The equipment includes the wireless device(s) with following type approval code(s): CMIIT ID:2021AJ6253

LAN Connection (Models with the Wired LAN Function Only)

CAUTION

DO NOT connect this product to a LAN connection that is subject to over-voltages.

Trademarks

Wi-Fi® is a registered trademark of Wi-Fi Alliance®.

Android is a trademark of Google LLC.

QR Code is a registered trademark of DENSO WAVE INCORPORATED in Japan and in other countries.

Each company whose software title is mentioned in this manual has a Software Licence Agreement specific to its proprietary programs.

Any trade names and product names of companies appearing on Brother products, related documents and any other materials are all trademarks or registered trademarks of those respective companies.

Brother Customer Service

Customer Service

Visit support.brother.com for contact information for your local Brother office.

Service Centre Locations

For service centres in your country, contact your local Brother office. Address and telephone contact information for local offices can be found at support.brother.com by selecting your region and country.

Unlawful Use of Copying or Scanning Equipment (Products with the scanning function only)

It is an offence to make reproductions of certain items or documents with the intent to commit fraud. The following is a non-exhaustive list of documents which it may be unlawful to produce copies of. We suggest you check with your legal adviser and/or the relevant legal authorities if in doubt about a particular item or document:

- Currency
- Bonds or other certificates of debt
- Certificates of deposit
- Armed forces service or draft papers
- Passports
- Postage stamps (cancelled or uncanceled)
- Immigration papers
- Welfare documents
- Cheques or drafts drawn by governmental agencies
- Identifying badges or insignias

In addition, driving licences and/or Certificates of Title to motor vehicles may not be copied or scanned under certain national laws.

Copyrighted works cannot be copied or scanned lawfully, subject to the "fair dealing" exception relating to sections of a copyrighted work. Multiple copies would indicate improper use. Works of art should be considered the equivalent of copyrighted works.

Disclaimer

Brother disclaims any warranties with respect to avoidance, mitigation or non-occurrence of any breakdowns, malfunctions, system crashes, hang-ups, virus infections, damage and disappearances of data, and any other kind of errors by using this product. AS LONG AS PERMITTED BY APPLICABLE LAWS, BROTHER WILL NOT BE LIABLE FOR ANY LOST REVENUES OR INDIRECT, SPECIAL, INCIDENTAL, CONSEQUENTIAL, EXEMPLARY, OR PUNITIVE DAMAGES OF THE CUSTOMERS OR ANY OTHER THIRD PARTY.

brother

These machines are approved for use in the country of purchase only. Local Brother companies or their dealers may only support machines purchased in their own countries.