

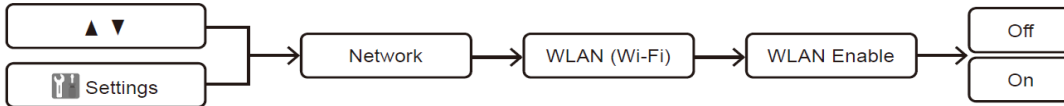
Information for compliance with Commission Regulation (EU) 801/2013 (Great Britain only), (EU) 2023/826 (Europe only)

Model Name:HL-L6415DN, HL-L6410DN, HL-L6210DW, HL-L5210DW, HL-L5215DN, HL-L5210DN

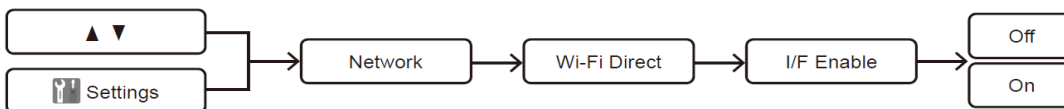
Network Port	Power consumption		Default Timer Values		Timer Values	
	Networked Standby mode	Off mode	To Networked Standby mode	To Off mode	To Networked Standby mode	To Off mode
USB	0.4W	N/A	1min	N/A	0min~20min	N/A
Ethernet	0.5W	N/A	1min	N/A	0min~20min	N/A
Wi-Fi	0.8W	N/A	1min	N/A	0min~20min	N/A
NFC	0.5W	N/A	1min	N/A	0min~20min	N/A
All network ports activated and connected*	3.1W		1min		0min~20min	

*Power consumption is reduced as the number of activated and connected network ports decreases.

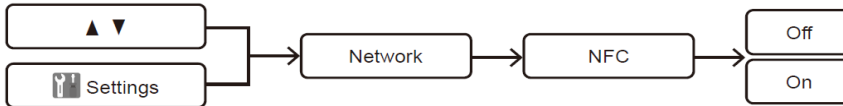
How to enable/disable Wireless LAN (available for certain models)



How to enable/disable Wi-Fi Direct® (available for certain models)



How to enable/disable NFC (available for certain models)



Power consumption

Your machine has power-saving functions. If you deactivate this function or choose to delay its activation, power consumption will increase.

Note

The Auto Power Off function has been updated with the new setting of 20 minutes.