



Information for compliance with Commission Regulation (EU) 801/2013 (Great Britain only), (EU) 2023/826 (Europe only)

Model Name:ADS-4700W



Network Port	Power consumption		Default Timer Values		Timer Values	
	Networked Standby mode	Off mode	To Networked Standby mode	To Off mode	To Networked Standby mode	To Off mode
USB	1.4W	N/A	10min	N/A	5 - 20min	N/A
Ethernet	2.0W	N/A	10min	N/A	5 - 20min	N/A
Wi-Fi	2.0W	N/A	10min	N/A	5 - 20min	N/A
All network ports activated and connected*	2.3W		10min		5 - 20min	

\*Power consumption is reduced as the number of activated and connected network ports decreases.

How to enable/disable Wireless LAN (available for certain models)

- 1 Press  [Settings] > [Network] > [WLAN (Wi-Fi)] > [WLAN Enable].
- 2 Press [On] (or [Off]).
- 3 Press .

How to enable/disable Wi-Fi Direct® (available for certain models)

- 1 Press  [Settings] > [Network] > [Wi-Fi Direct] > [Wi-Fi Direct Enable].
- 2 Press [On] (or [Off]).
- 3 Press .

Power consumption

Your machine has power-saving functions. If you deactivate this function or choose to delay its activation, power consumption will increase.