



Information for compliance with Commission Regulation (EU) 801/2013 (Great Britain only), (EU) 2023/826 (Europe only)

Model Name:ADS-4900W



| Network Port | Power consumption | | Default Timer Values | | Timer Values | |
|--|------------------------|----------|---------------------------|-------------|---------------------------|-------------|
| | Networked Standby mode | Off mode | To Networked Standby mode | To Off mode | To Networked Standby mode | To Off mode |
| USB | 1.4W | N/A | 10min | N/A | 5 - 20min | N/A |
| Ethernet | 2.0W | N/A | 10min | N/A | 5 - 20min | N/A |
| Wi-Fi | 2.0W | N/A | 10min | N/A | 5 - 20min | N/A |
| All network ports activated and connected* | 2.3W | | 10min | | 5 - 20min | |

*Power consumption is reduced as the number of activated and connected network ports decreases.

How to enable/disable Wireless LAN (available for certain models)

- 1 Press  [Settings] > [Network] > [WLAN (Wi-Fi)] > [WLAN Enable].
- 2 Press [On] (or [Off]).
- 3 Press .

How to enable/disable Wi-Fi Direct® (available for certain models)

- 1 Press  [Settings] > [Network] > [Wi-Fi Direct] > [Wi-Fi Direct Enable].
- 2 Press [On] (or [Off]).
- 3 Press .

Power consumption

Your machine has power-saving functions. If you deactivate this function or choose to delay its activation, power consumption will increase.