

Quick Reference Guide

Stichwortregister

Guide de référence rapide

Beknopte bedieningsgids

Guida di riferimento rapido

Guía de referencia rápida



Refer to the operation manual for detailed instruction.

Also, there are differences in the keys and screens depending on the display language. In this guide, English screens are used for basic explanations.

Einzelheiten entnehmen Sie bitte der Bedienungsanleitung.

Je nachdem, welche Sprache für die Bildschirmanzeigen gewählt wurde, ergeben sich im Hinblick auf Tasten Schirmbilder eventuell Unterschiede.

Die grundlegende Bedienung der Maschine ist in dieser Anleitung am Beispiel von Schirmbildern mit englischem Text erklärt.

Pour les instructions détaillées, voir le mode d'emploi.

Par ailleurs, il y a des différences dans les touches et les écrans en fonction de la langue d'affichage.

Dans ce guide, les explications de base utilisent les écrans anglais.

Zie de gebruiksaanwijzing voor gedetailleerde instructies.

Er zijn verschillen in de toetsen en schermen afhankelijk van de ingestelde taal.

In de beschrijvingen in deze beknopte handleiding worden de Engelse schermen gebruikt.

Fare riferimento al manuale di impiego per istruzioni dettagliate.

Inoltre, ci sono differenze nei tasti e nelle schermate a seconda della lingua visualizzata.

In questa guida, le schermate in inglese sono usate per le spiegazioni basilari.

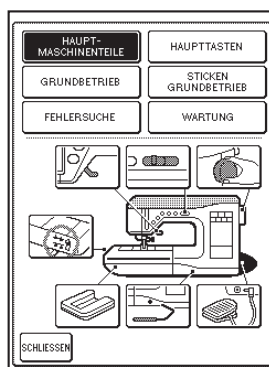
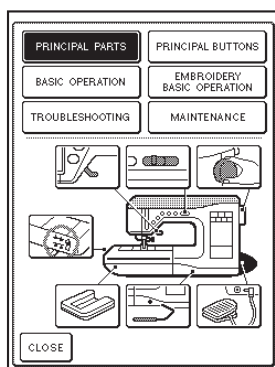
Consulte el manual de instrucciones para ver más detalles.

Además, dependiendo del idioma visualizado algunos botones y pantallas podrán ser diferentes.

En esta guía, para las explicaciones básicas se emplean pantallas en inglés.

<English display>
<Englische Bildversion>
<Affichage en Anglais>
<Engels scherm>
<Schermata in inglese>
<Visualización en inglés>

<Example: German>
<Beispiel: Deutsch>
<Exemple: Allemand>
<Voorbeeld: Duits>
<Esempio: Tedesco>
<Ejemplo: Alemán>



Contents

Winding the Bobbin.....	2
Setting the Bobbin.....	2
Upper Threading.....	3
Preparing to Embroider.....	4
Selecting Stitch Patterns.....	6
Utility Stitches.....	6
Character/Decorative Stitches.....	6
Embroidery Patterns.....	7
Embroidery Edit Patterns.....	7
Others.....	8
Summary of Stitch Patterns.....	9
Utility Stitches.....	9
Character/Decorative Stitches.....	9
Summary of Embroidery patterns.....	11
Embroidery Pattern Color Change Table.....	14
Embroidery patterns.....	14
Floral patterns.....	18
Color Thread Conversion Chart.....	19

Inhalt

Aufspulen des Unterfadens.....	2
Einsetzen der Spule.....	2
Einfädeln des Oberfadens.....	3
Vorbereitung zum Sticken.....	4
Wahl des Nähmusters.....	6
Nutzstiche.....	6
Zeichenstichmuster/Dekorative Stichmuster.....	6
Stickmuster.....	7
Editieren von Stickmustern.....	7
Sonstige.....	8
Nähmuster-Übersicht.....	9
Nutzstiche.....	9
Zeichenstichmuster/Dekorative Stichmuster.....	9
Stickmuster-Übersicht.....	11
Stickmuster-Farbtabelle.....	14
Stickmuster.....	14
Blumenmuster.....	18
Stickgarn-Farbtabelle.....	19

Table des matières

Bobinage de la canette.....	2
Mise en place de la canette.....	2
Enfilage supérieur.....	3
Préparation de la broderie.....	4
Sélection des configurations de point.....	6
Points utilitaires.....	6
Caractères/points décoratifs.....	6
Motif de broderie.....	7
Motifs de modification de broderie.....	7
Autres.....	8
Sommaires des motifs de point.....	9
Points utilitaires.....	9
Caractères/points décoratifs.....	9
Sommaires des motif de broderie.....	11
Tableau de changement de couleur des motifs de broderie.....	14
Motif de broderie.....	14
Motifs floraux.....	18
Tableau de conversion des fils de couleur.....	19

Inhoudsopgave

Spoel opwinden.....	2
Aanbrengen van het spoeltje.....	2
Inrijgen van de bovendraad.....	3
Vorbereidingen voor borduren.....	4
Kiezen van de steekpatronen.....	6
Naaisteken.....	6
Letter/decoratieve steken.....	6
Borduurpatronen.....	7
Borduurbewerkingspatronen.....	7
Overige.....	8
Overzicht van de steekpatronen.....	9
Naaisteken.....	9
Letter/decoratieve steken.....	9
Overzicht van de borduurpatronen.....	11
Kleurwijzigingstabel voor de borduurpatronen.....	14
Borduurpatronen.....	14
Bloempatronen.....	18
Omzettingstabel voor kleurgaren.....	19

Indice

Avvolgimento della spolina.....	2
Impostazione della spolina.....	2
Infilatura superiore.....	3
Preparativi per il ricamo.....	4
Selezione degli schemi punto.....	6
Punti utili.....	6
Punti per caratteri/decorazioni.....	6
Schemi di ricamo.....	7
Schemi di modifica ricamo.....	7
Altro.....	8
Sommario degli schemi punto.....	9
Punti utili.....	9
Punti per caratteri/decorazioni.....	9
Sommario degli schemi di ricamo.....	11
Tabella di cambiamento colori degli schemi di ricamo.....	14
Schemi di ricamo.....	14
Schemi floreale.....	18
Tabella di conversione dei fili colorati.....	19

Contenido

Devanado de la bobina.....	2
Colocación de la bobina.....	2
Hilo superior.....	3
Preparativos para bordar.....	4
Selección de tipos de puntada.....	6
Puntadas útiles.....	6
Puntadas de letras/decorativas.....	6
Patrones de bordado.....	7
Patrones de edición de bordado.....	7
Otros.....	8
Resumen de tipos de puntada.....	9
Puntadas útiles.....	9
Puntadas de letras/decorativas.....	9
Resumen de patrones de bordado.....	11
Tabla de cambio de color para patrones de bordado.....	14
Patrones de bordado.....	14
Patrones en motivo floral.....	18
Tabla de conversión de hilos de color.....	19

Winding the Bobbin

Bobinage de la canette

Avvolgimento della spolina

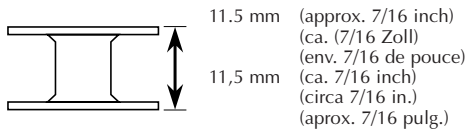
Aufspulen des Unterfadens

Spoel opwinden

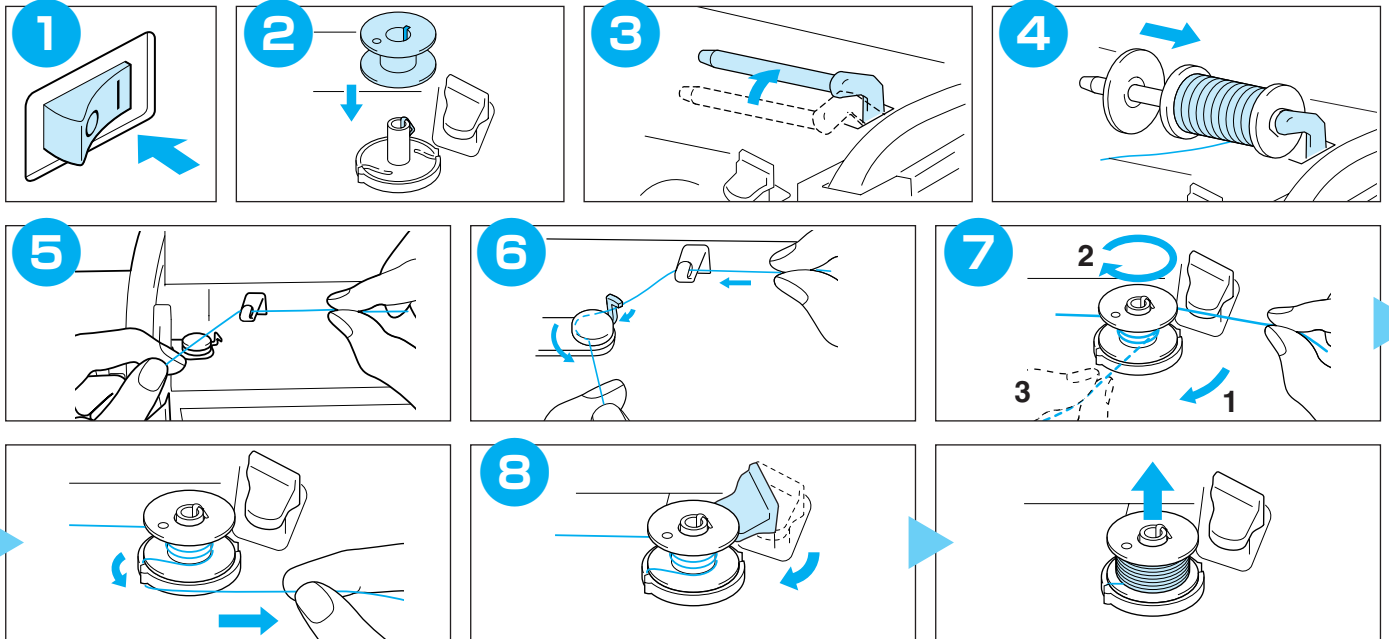
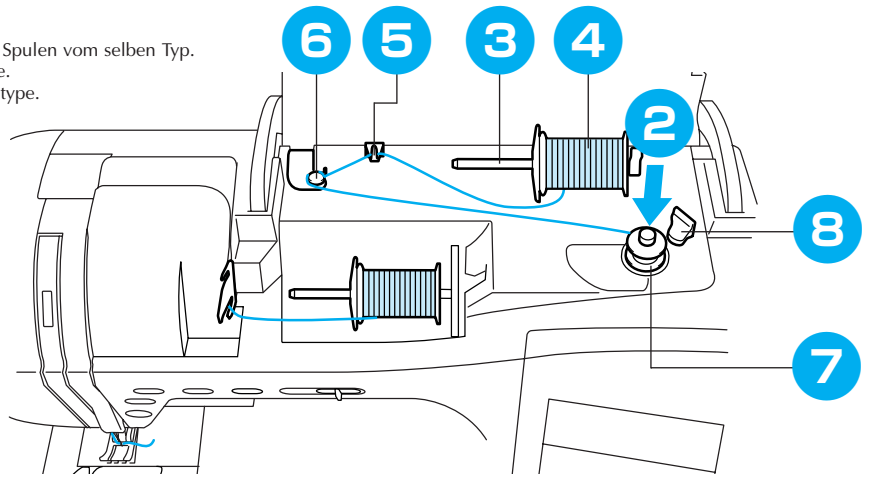
Devanado de la bobina

Follow the numbered steps below in order. Refer to the operation manual for detailed instruction.
 Führen Sie die folgenden Schritte in der angegebenen Reihenfolge aus. Ausführliche Hinweise finden Sie in der Bedienungsanleitung.
 Suivez les étapes numérotées ci-dessous dans l'ordre. Consultez le manuel d'instructions pour des procédures détaillées.
 Voer de genummerde stappen uit in de juiste volgorde. Uitvoerige aanwijzingen vindt u in de bedieningshandleiding.
 Seguire i passaggi numerati nell'ordine riportato di seguito. Fare riferimento al manuale d'istruzioni per le istruzioni dettagliate.
 Realice los siguientes pasos numerados en el orden indicado. Para obtener instrucciones detalladas, consulte el manual de instrucciones.

Use only the enclosed bobbin or bobbins of the same type.
 Verwenden Sie nur die im Lieferumfang enthaltene Spule oder Spulen vom selben Typ.
 N'utilisez que la canette fournie ou des canettes du même type.
 Gebruik alleen de bijgeleverde spoel of spoelen van hetzelfde type.
 Utilizzare solo la spolina inclusa o spoline dello stesso tipo.
 Utilice sólo la bobina incluida o bobinas del mismo tipo.



Using the Supplemental Spool Pin
Verwendung des zusätzlichen Garnrollenstifts
Utilisation du porte-bobine supplémentaire
Gebruik van de klospen
Utilizzo del portarocchetto supplementare
Usd del portacarrete suplementario



Setting the Bobbin

Mise en place de la canette

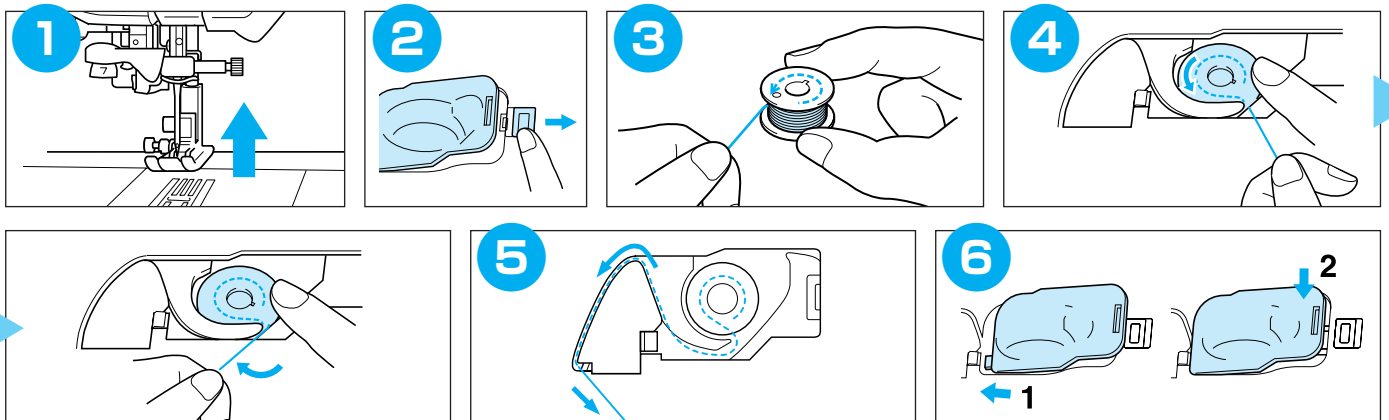
Impostazione della spolina

Einsetzen der Spule

Aanbrengen van het spoeltje

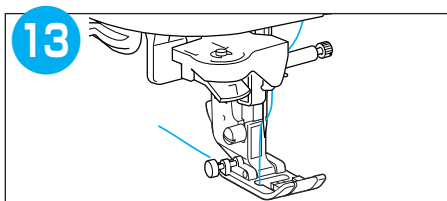
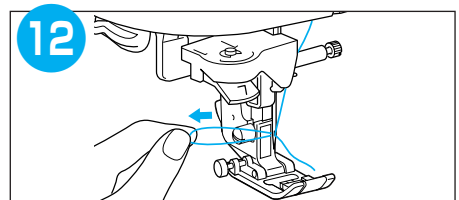
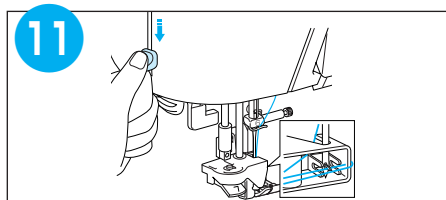
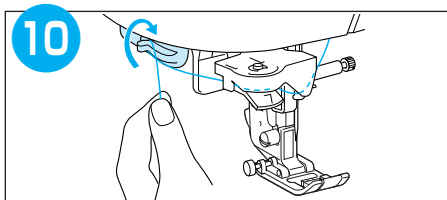
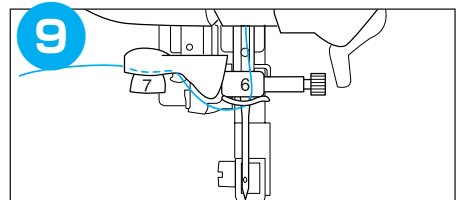
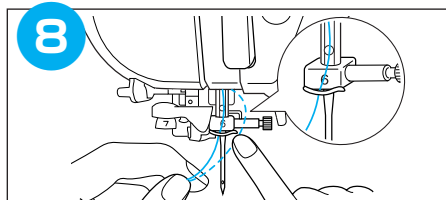
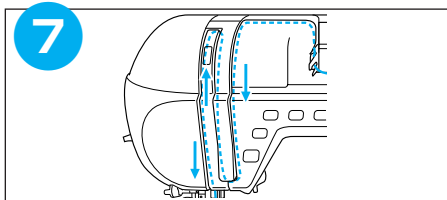
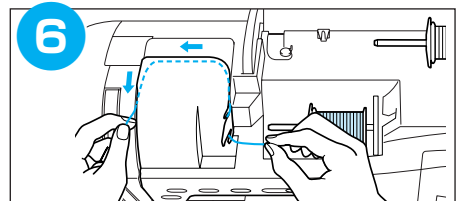
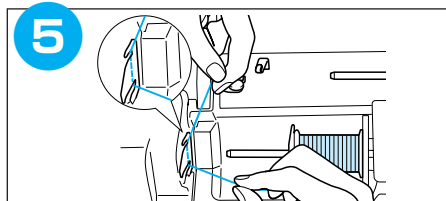
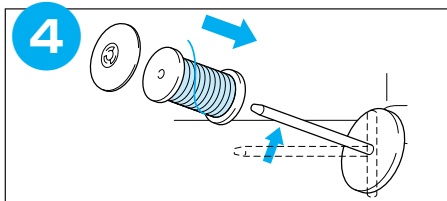
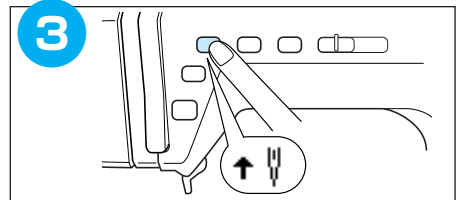
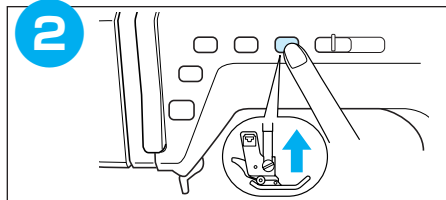
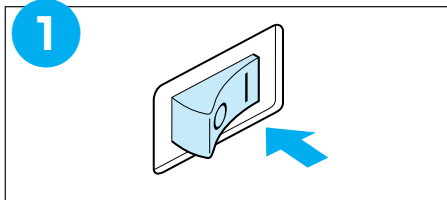
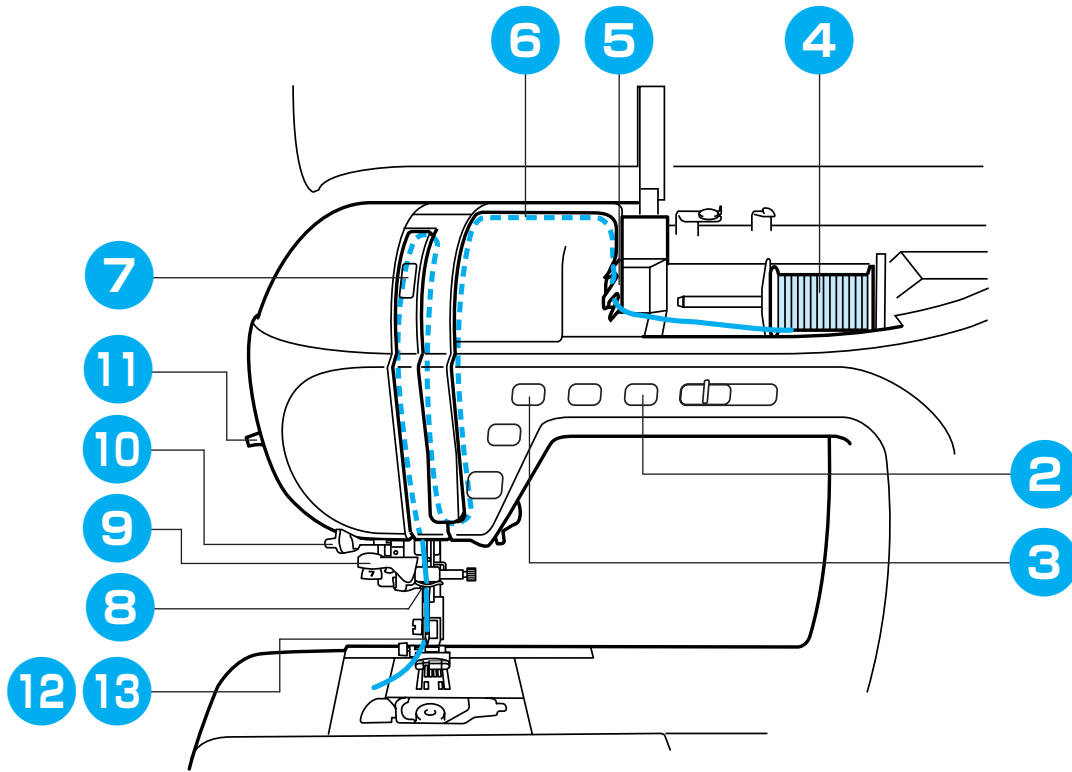
Colocación de la bobina

Refer to the operation manual for detailed instruction.
 Einzelheiten hierzu entnehmen Sie bitte der Bedienungsanleitung.
 Pour les instructions détaillées, voir le mode d'emploi.
 Zie de gebruiksaanwijzing voor gedetailleerde instructies.
 Fare riferimento al manuale di impiego per istruzioni dettagliate.
 Consulte el manual de instrucciones para ver más detalles.



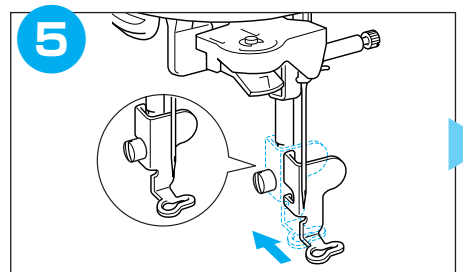
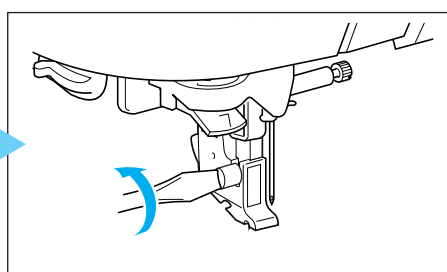
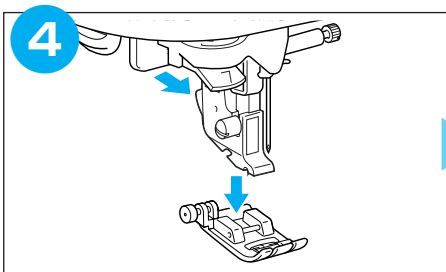
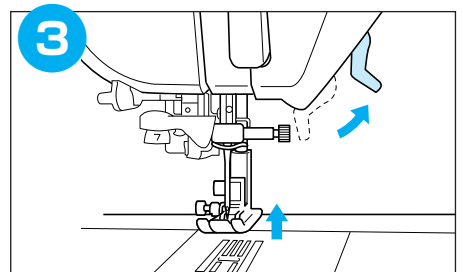
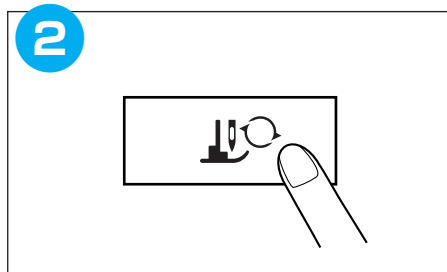
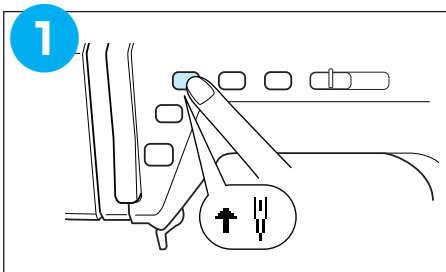
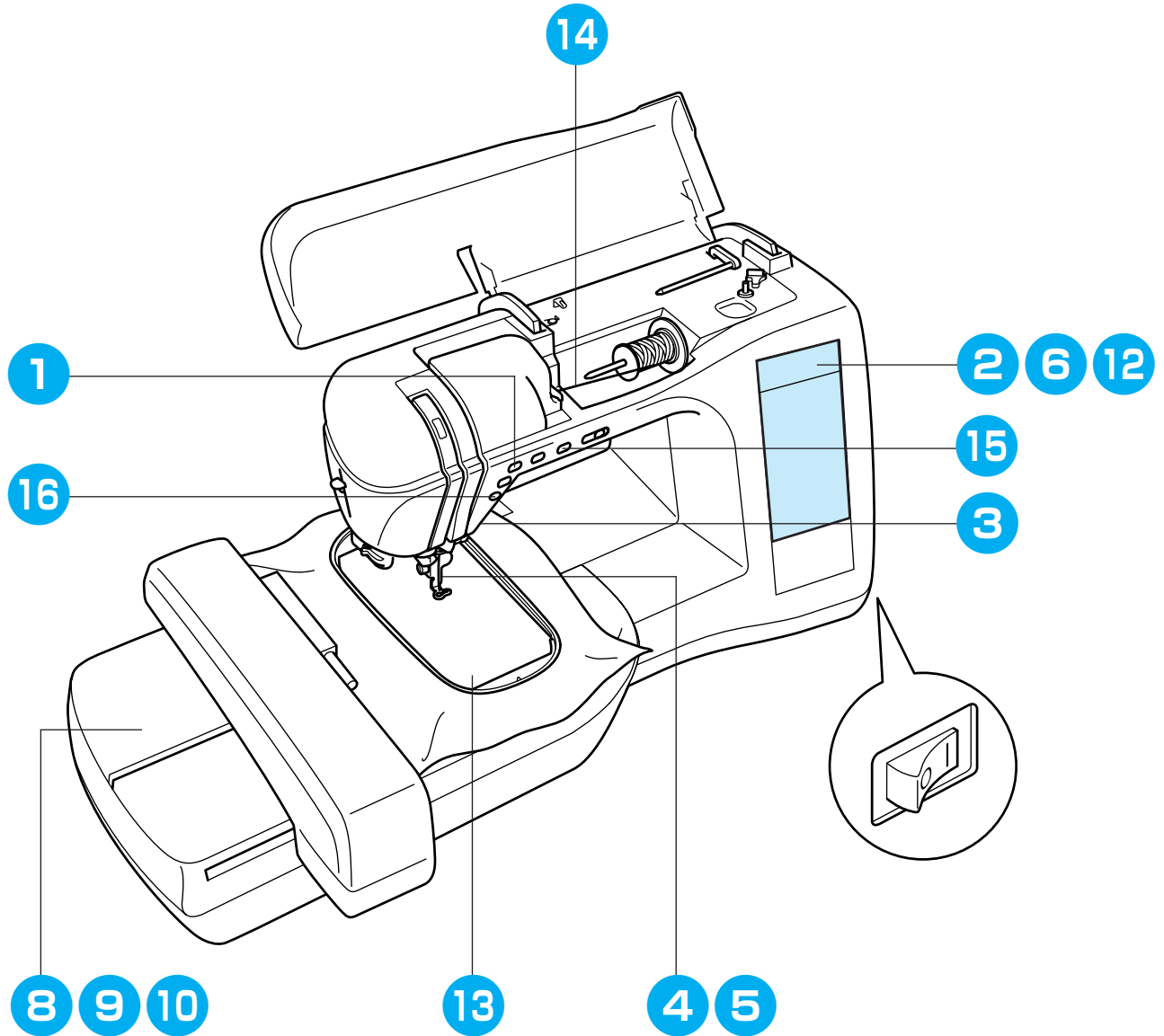
Upper Threading
Enfilage supérieur
Infilatura superiore

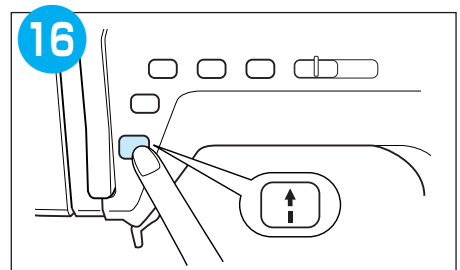
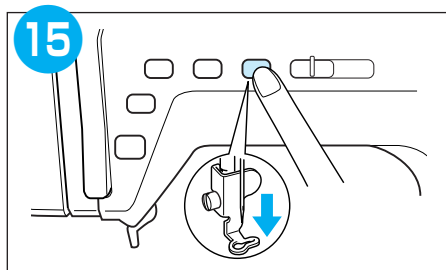
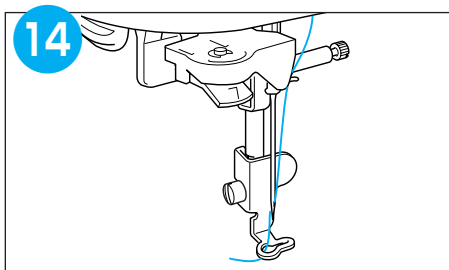
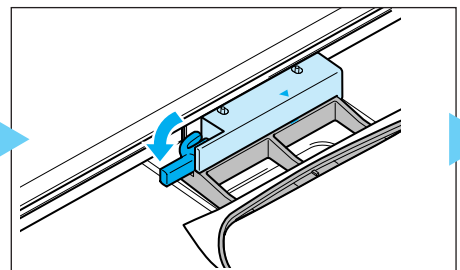
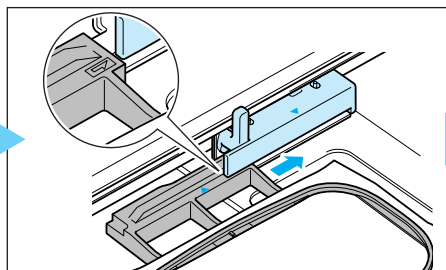
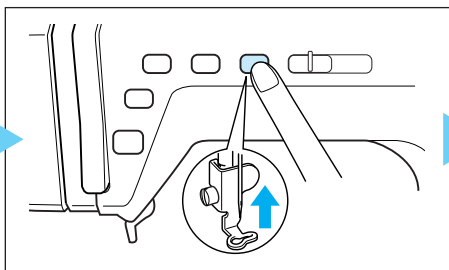
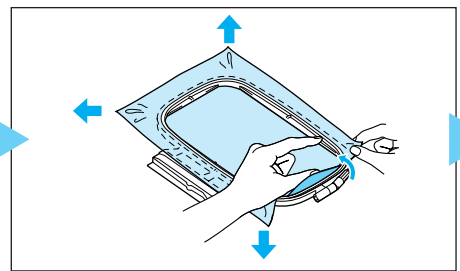
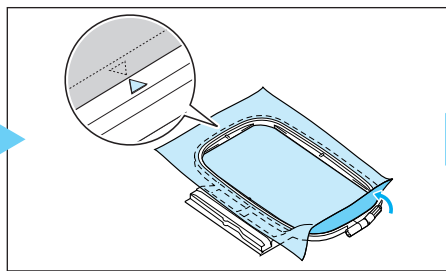
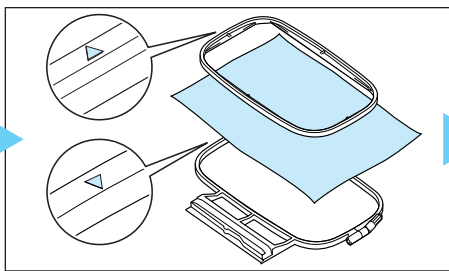
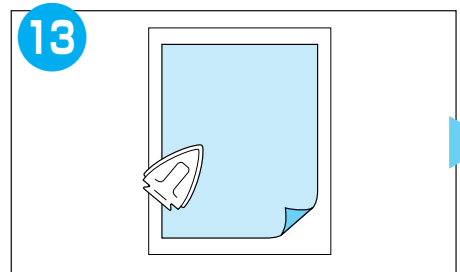
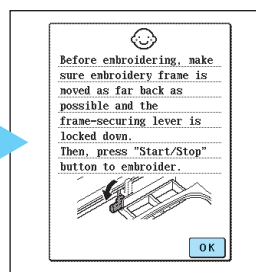
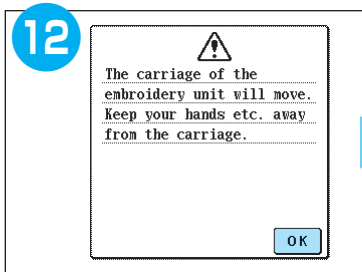
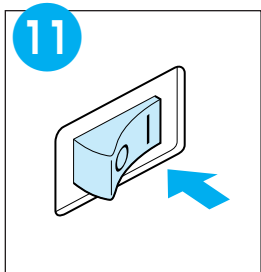
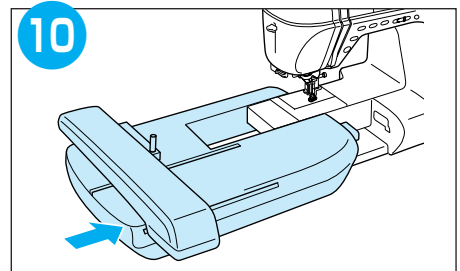
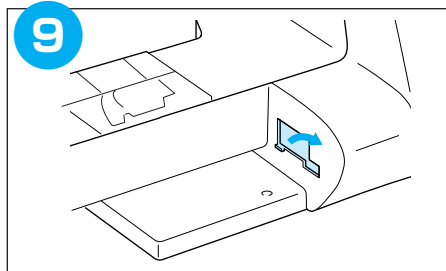
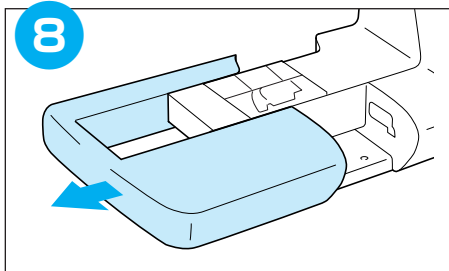
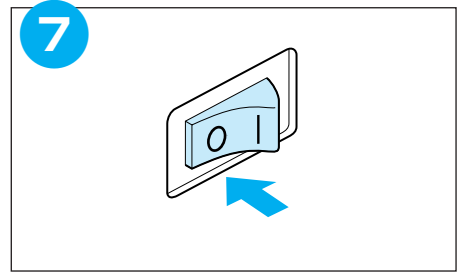
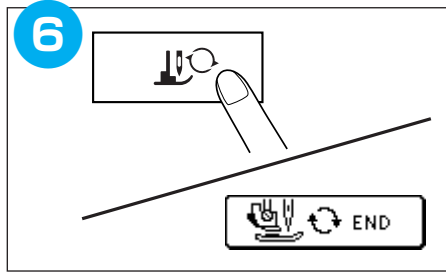
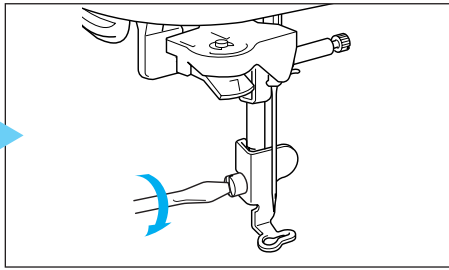
Einfädeln des Oberfadens
Inrijgen van de bovendraad
Hilo superior



Preparing to Embroider
 Préparation de la broderie
 Preparativi per il ricamo

Vorbereitung zum Sticken
 Voorbereidingen voor borduren
 Preparativos para bordar





Selecting Stitch Patterns Sélection des configurations de point Selezione degli schemi punto

Wahl des Nähmusters Kiezen van de steekpatronen Selección de tipos de puntada

◆ Utility Stitches

When switching on machine, the screen will display the name of the machine. Touch the screen to display the utility stitch. Depending on the setting, either "1-01 Straight stitch (Left)" or "1-03 Straight stitch (Middle)" is automatically selected.

◆ Nutztische

Nach dem Einschalten der Maschine erscheint der Name der Maschine auf dem Bild. Berühren anschließend den Bildschirm, um das Mehrzweck-Stichmusterbild abzurufen. Je nach Vorwahl wird entweder "1-01 Geradstich (links)" oder "1-03 Geradstich (Mitte)" automatisch eingestellt.

◆ Points utilitaires

Lorsque vous mettez la machine sous tension, l'écran affiche le nom de la machine. Touchez l'écran pour afficher le point utilitaire. Selon le réglage, "1-01 Point droit (gauche)" ou "1-03 Point droit (milieu)" est automatiquement sélectionné.

◆ Naaisteken

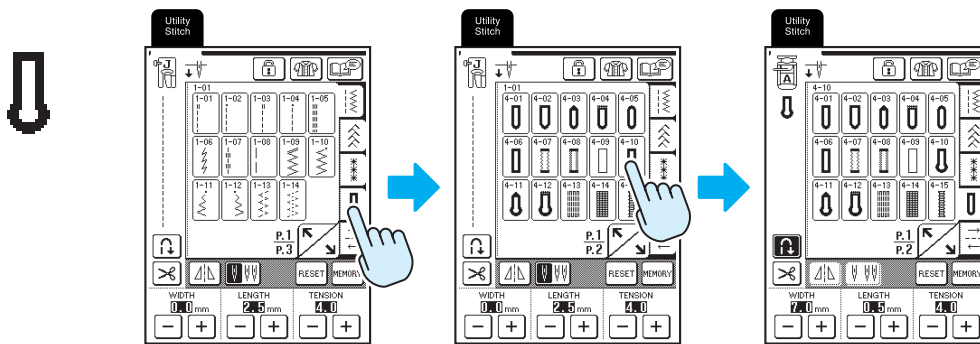
Bij het inschakelen van de naaimachine verschijnt de naam van de machine op het scherm. Druk op het scherm om de beschikbare steken te zien. Naar gelang de instelling wordt ofwel "1-01 Rechte steek (links)" of "1-03 Rechte steek (midden)" automatisch geselecteerd.

◆ Punti utili

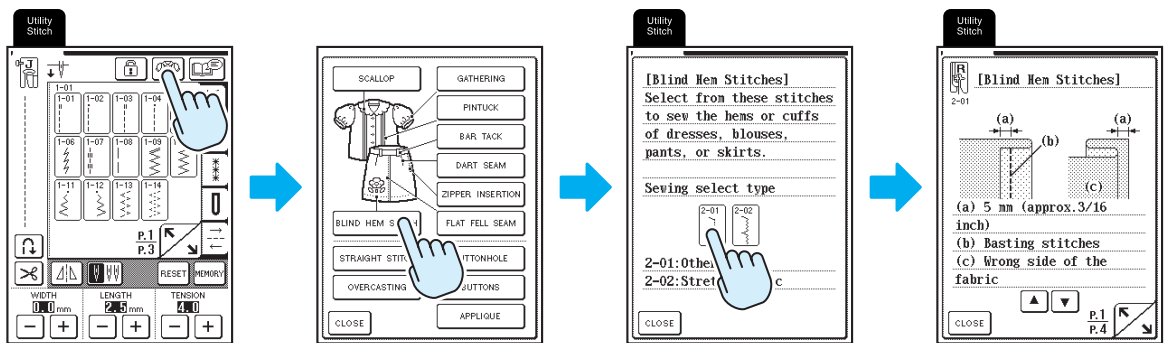
Quando si accende la macchina, la schermata indica il nome della macchina. Toccare lo schermo per visualizzare il punto utilitario. In base all'impostazione, viene selezionato automaticamente "1-01 Punto diritto (sinistra)" o "1-03 Punto diritto (centrale)".

◆ Puntadas útiles

Quando encienda la máquina, la pantalla mostrará el nombre de la máquina. Toque la pantalla para mostrar las puntadas útiles. En función del ajuste seleccionado, se seleccionará automáticamente "1-01 Puntada recta (izquierda)" o "1-03 Puntada recta (medio)".

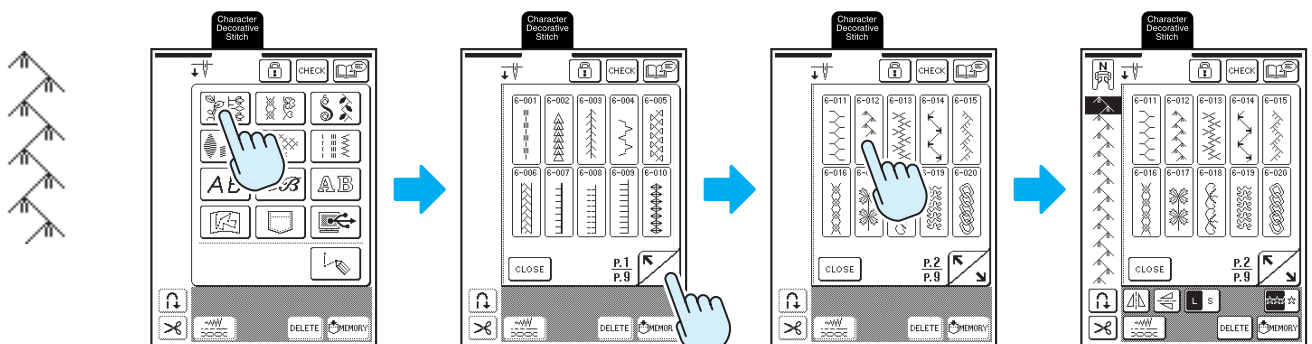


Blind Hem Stitch / Blindstich / Points invisibles /
Blindzoomsteek / Punti invisibili per orlo / Puntada invisible



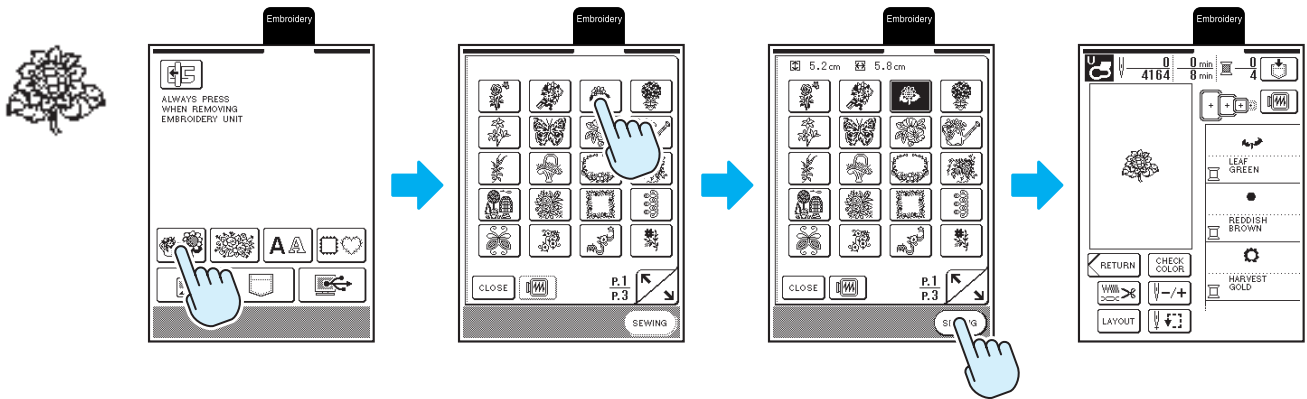
◆ Character/Decorative Stitches ◆ Caractères/points décoratifs ◆ Punti per caratteri/decorazioni

◆ Zeichenstichmuster/Dekorative Stichmuster ◆ Letter/decoratieve steken ◆ Puntadas de letras/decorativas



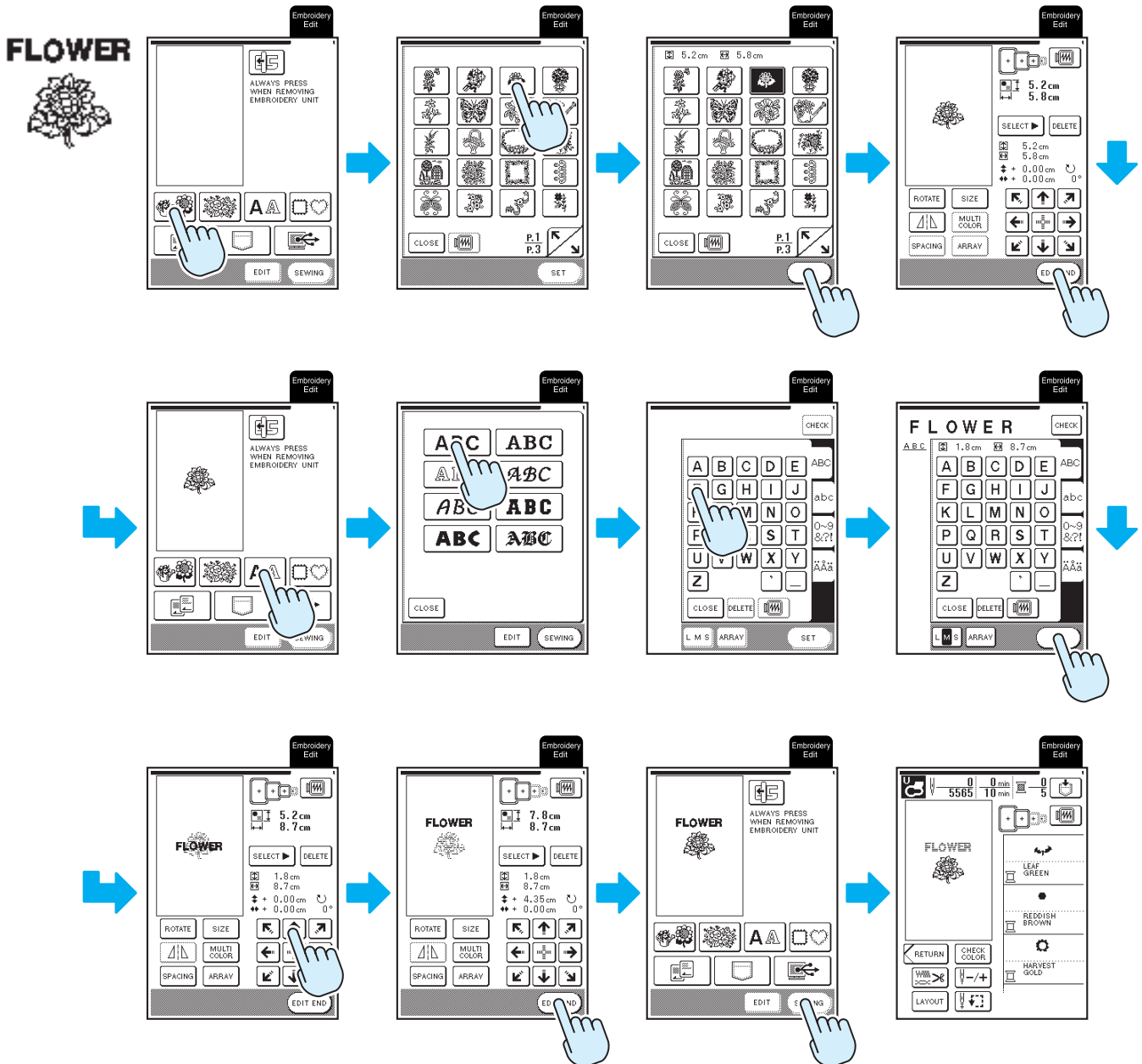
- ◆ Embroidery Patterns
- ◆ Motifs de broderie
- ◆ Schemi di ricamo

- ◆ Stickmuster
- ◆ Borduurpatronen
- ◆ Patrones de bordado



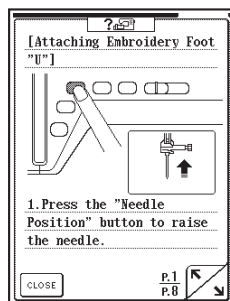
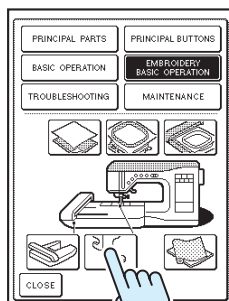

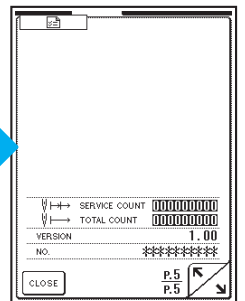
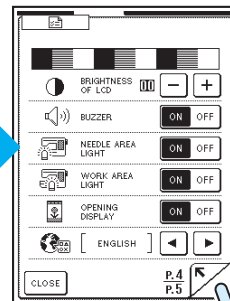
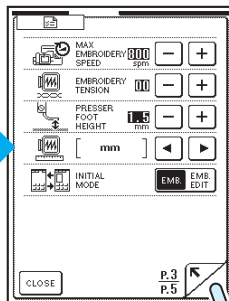
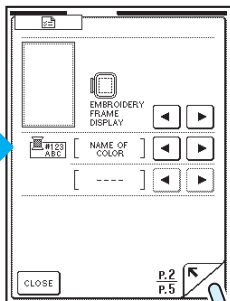
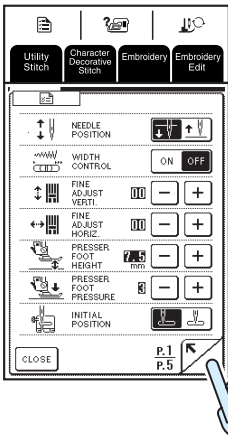
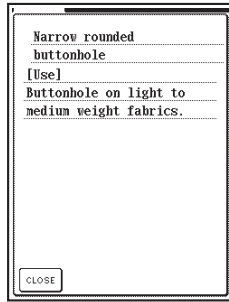
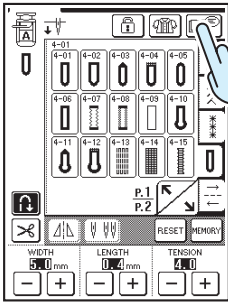
- ◆ Embroidery Edit Patterns
- ◆ Motifs de modification de broderie
- ◆ Schemi di modifica ricamo

- ◆ Editieren von Stickmustern
- ◆ Borduurbewerkingspatronen
- ◆ Patrones de edición de bordado



◆ Others
 ◆ Autres
 ◆ Altro

◆ Sonstige
 ◆ Overige
 ◆ Otros



Summary of Stitch Patterns

Sommaires des motifs de point

Sommario degli schemi punto

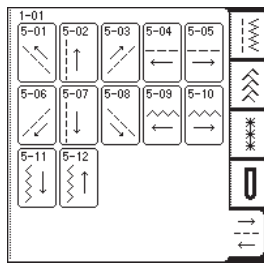
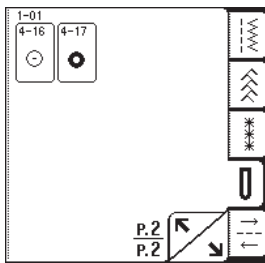
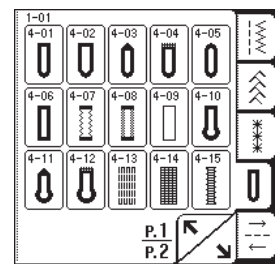
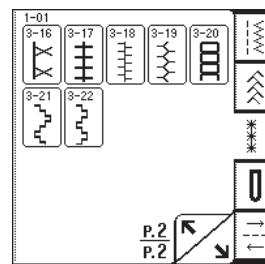
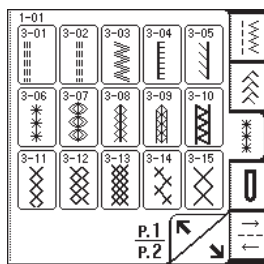
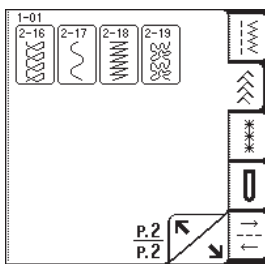
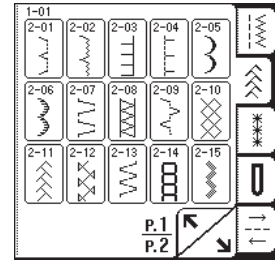
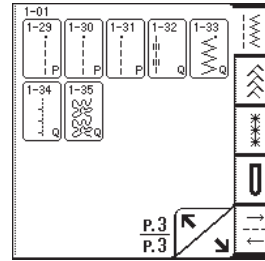
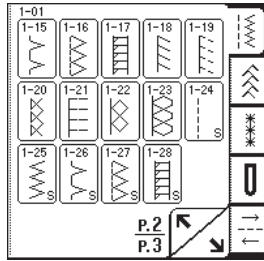
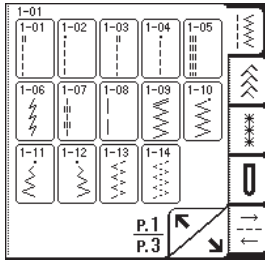
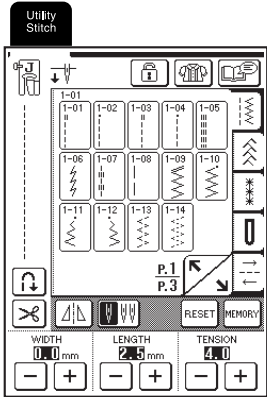
Nähmuster-Übersicht

Overzicht van de steekpatronen

Resumen de tipos de puntada

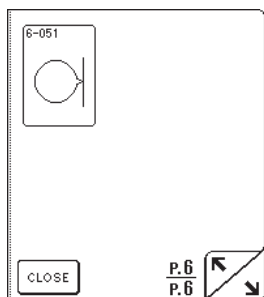
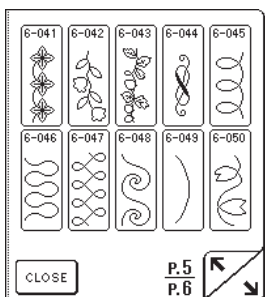
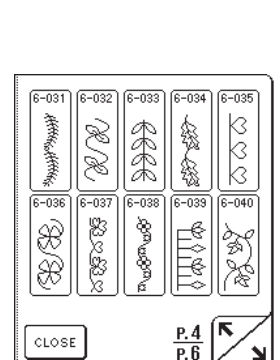
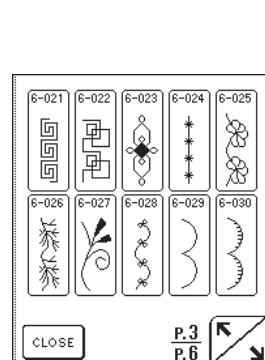
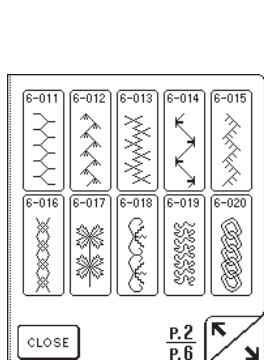
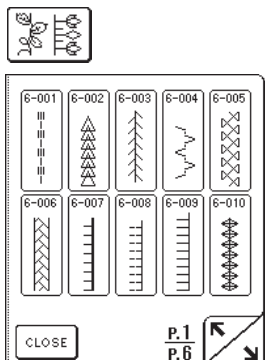
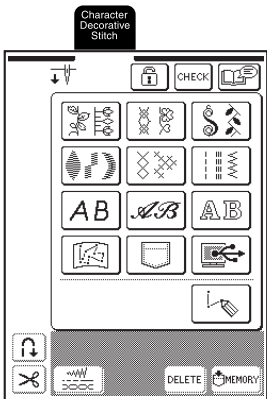
- ◆ Utility Stitches
- ◆ Points utilitaires
- ◆ Punti utili

- ◆ Nutztstiche
- ◆ Naaisteken
- ◆ Puntadas utiles



- ◆ Character/Decorative Stitches
- ◆ Caractères/points décoratifs
- ◆ Punti per caratteri/decorazioni

- ◆ Zeichenstichmuster/Dekorative Stichmuster
- ◆ Letter/decoratieve steken
- ◆ Puntadas de letras/decorativas





7-01	7-02	7-03	7-04	7-05
7-06	7-07	7-08	7-09	7-10

CLOSE P.1 P.4

7-11	7-12	7-13	7-14	7-15
7-16	7-17	7-18	7-19	7-20

CLOSE P.2 P.4

7-21	7-22	7-23	7-24	7-25
7-26	7-27	7-28	7-29	7-30

CLOSE P.3 P.4

7-31	7-32	7-33	7-34
------	------	------	------

CLOSE P.4 P.4



8-01	8-02	8-03	8-04	8-05
8-06	8-07	8-08	8-09	8-10

CLOSE

9-01	9-02	9-03	9-04	9-05
9-06	9-07	9-08	9-09	9-10
9-11	9-12	9-13	9-14	

CLOSE

10-01	10-02	10-03	10-04	10-05
10-06	10-07	10-08	10-09	10-10

CLOSE P.1 P.2

10-11	10-12
-------	-------

CLOSE P.2 P.2



11-01	11-02	11-03	11-04	11-05
11-06	11-07	11-08	11-09	11-10
11-11	11-12	11-13	11-14	11-15

CLOSE P.1 P.4

11-16	11-17	11-18	11-19	11-20
11-21	11-22	11-23	11-24	11-25
11-26	11-27	11-28	11-29	11-30

CLOSE P.2 P.4

11-31	11-32	11-33	11-34	11-35
11-36	11-37	11-38	11-39	11-40
11-41	11-42	11-43	11-44	11-45

CLOSE P.3 P.4

11-46	11-47	11-48	11-49	11-50
11-51	11-52	11-53	11-54	11-55
11-56	11-57			

CLOSE P.4 P.4

AB

A	B	C	D	E	ABC
F	G	H	I	J	abc
K	L	M	N	O	0~9
P	Q	R	S	T	&?!
U	V	W	X	Y	ÄÄä
Z	'	_			ÄÄä

CLOSE

a	b	c	d	e	ABC
f	g	h	i	j	abc
k	l	m	n	o	0~9
p	q	r	s	t	&?!
u	v	w	x	y	ÄÄä
z	'	_			ÄÄä

CLOSE

0	1	2	3	4	ABC
5	6	7	8	9	abc
&	?	!	()	0~9
'	,	.	-	_	&?!

CLOSE

Ä	Å	Æ	Ñ	Ö	ABC
Ø	Ç	Ü	ä	å	abc
à	æ	ë	è	é	0~9
ê	ñ	ô	ø		&?!
ì	ç	ù	û	ß	ÄÄä
'	_				ÄÄä

CLOSE

AB

A	B	C	D	E	ABC
F	G	H	I	J	abc
K	L	M	N	O	0~9
P	Q	R	S	T	&?!
U	V	W	X	Y	ÄÄä
Z	'	_			ÄÄä

CLOSE

a	b	c	d	e	ABC
f	g	h	i	j	abc
k	l	m	n	o	0~9
p	q	r	s	t	&?!
u	v	w	x	y	ÄÄä
z	'	_			ÄÄä

CLOSE

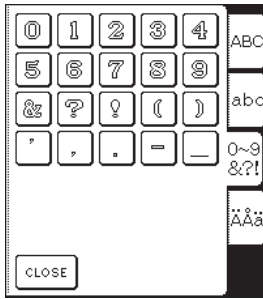
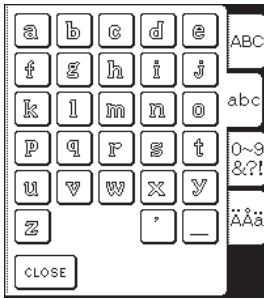
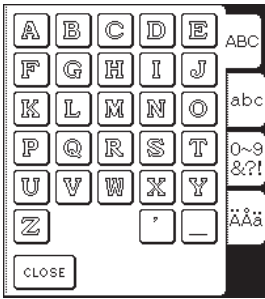
0	1	2	3	4	ABC
5	6	7	8	9	abc
&	?	!	()	0~9
'	,	.	-	_	&?!

CLOSE

Ä	Å	Æ	Ñ	Ö	ABC
Ø	Ç	Ü	ä	å	abc
à	æ	ë	è	é	0~9
ê	ñ	ô	ø		&?!
ì	ç	ù	û	ß	ÄÄä
'	_				ÄÄä






CLOSE

AB

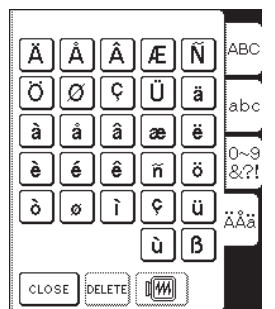
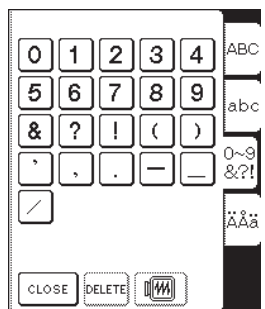
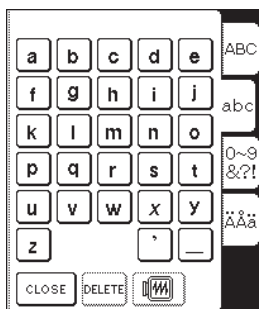

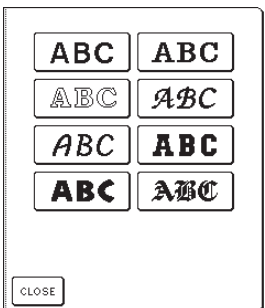


Summary of Embroidery patterns
 Sommaires des motifs de broderie
 Sommario degli schemi di ricamo

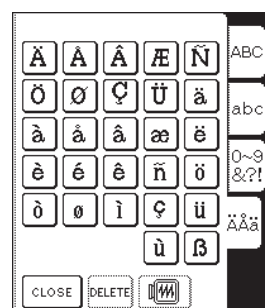
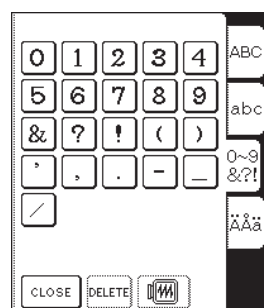
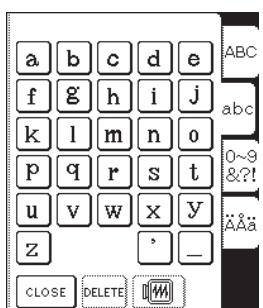

Stickmuster-Übersicht
 Overzicht van de borduurpatronen
 Resumen de patrones de bordado



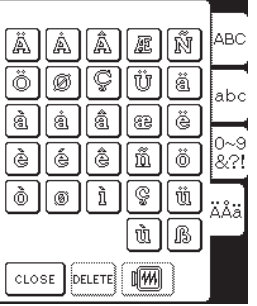
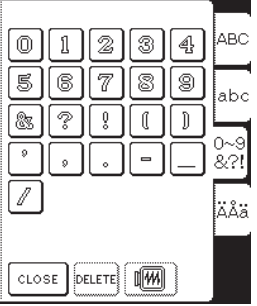
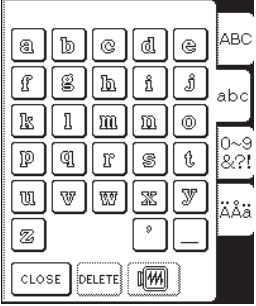
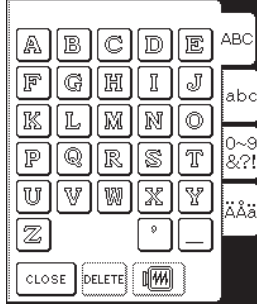
AA



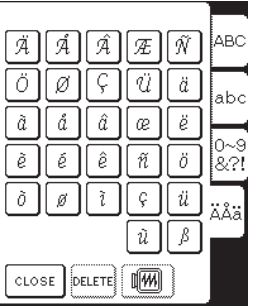
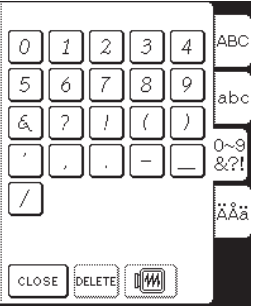
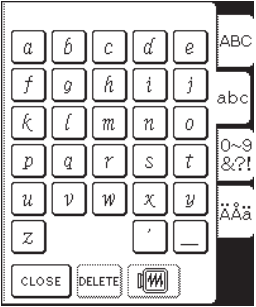
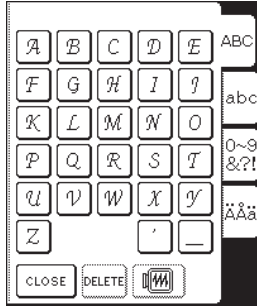
ABC



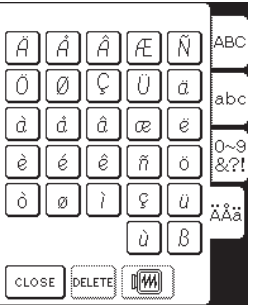
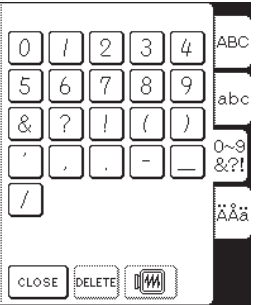


ABC



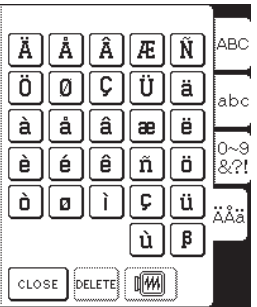
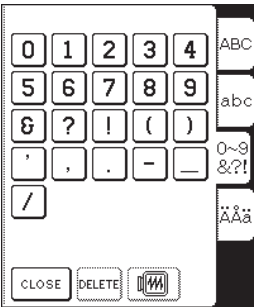

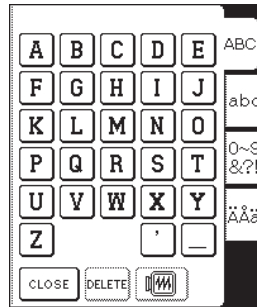
ABC



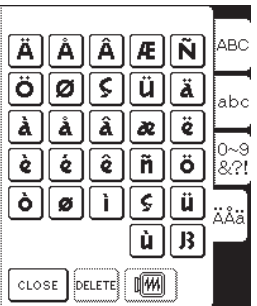
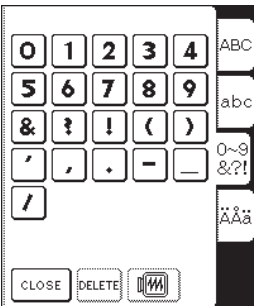


ABC



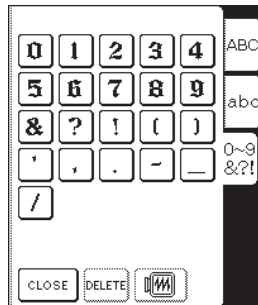
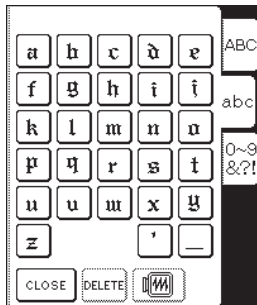
ABC



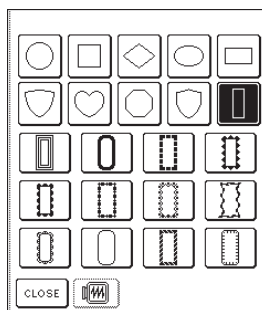









ABC



ABC



□ ♥



Embroidery Pattern Color Change Table

Tableau de changement de couleur des motifs de broderie
Tabella di cambiamento colori degli schemi di ricamo

Stickmuster-Farbtabelle

Kleurwijzigingstabel voor de borduurpatronen
Tabla de cambio de color para patrones de bordado

- ◆ Embroidery patterns
- ◆ Motifs de broderie
- ◆ Schemi di ricamo

- ◆ Stickmuster
- ◆ Borduurpatronen
- ◆ Patrones de bordado



No. 1 13min

1	(513)
2	(515)
3	(507)
4	(058)
5	(030)
6	(800)
7	(107)
8	(010)
9	(070)
10	(058)
11	(107)

Size
↓9.2cm ↔6.9cm

EMBROIDERY

No. 6 11min

1	(620)
2	(007)
3	(707)
4	(208)
5	(107)

Size
↓7.7cm ↔9.2cm

No.11 8min

1	(612)
2	(019)
3	(513)
4	(085)
5	(800)
6	(205)

Size
↓7.6cm ↔9.6cm

No. 2 19min

1	(485)
2	(444)
3	(150)
4	(015)
5	(003)
6	(331)
7	(152)
8	(336)
9	(370)
10	(717)

Size
↓8.5cm ↔8.5cm

COUNTRY

No. 7 29min

1	(513)
2	(515)
3	(507)
4	(001)
5	(085)
6	(086)
7	(107)
8	(208)
9	(323)

Size
↓8.6cm ↔9.6cm

No.12 13min

1	(126)
2	(155)
3	(152)
4	(122)
5	(476)
6	(485)
7	(463)
8	(461)
9	(446)
10	(444)
11	(625)
12	(624)
13	(623)
14	(126)
15	(476)
16	(636)

Size
↓6.5cm ↔7.7cm

COUNTRY

No. 3 8min

1	(463)
2	(264)
3	(334)
4	(717)

Size
↓5.2cm ↔5.8cm

COUNTRY

No. 8 7min

1	(800)
2	(107)
3	(534)
4	(515)
5	(205)
6	(058)
7	(079)
8	(085)

Size
↓4.3cm ↔5.8cm

No.13 19min

1	(706)
2	(354)
3	(264)
4	(122)
5	(133)
6	(335)
7	(444)
8	(446)
9	(485)
10	(126)
11	(255)
12	(512)

Size
↓9.2cm ↔9.0cm

COUNTRY

No. 4 14min

1	(502)
2	(010)
3	(208)
4	(810)
5	(086)
6	(017)
7	(085)
8	(328)

Size
↓9.6cm ↔6.7cm

No. 9 5min

1	(515)
2	(513)
3	(534)
4	(208)
5	(205)

Size
↓7.9cm ↔4.6cm

No.14 19min

1	(335)
2	(334)
3	(255)
4	(336)
5	(623)
6	(024)
7	(152)
8	(126)
9	(485)
10	(473)
11	(444)

Size
↓9.0cm ↔9.6cm

COUNTRY

No. 5 15min

1	(513)
2	(027)
3	(612)
4	(810)
5	(614)
6	(001)

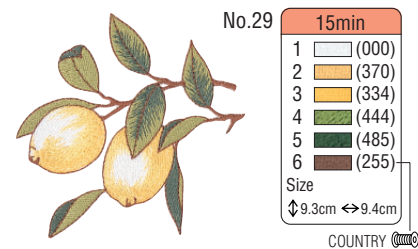
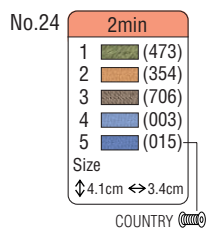
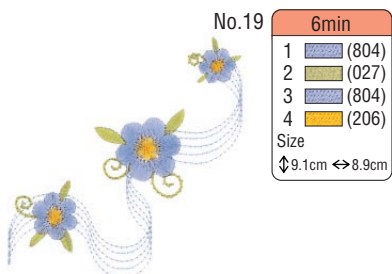
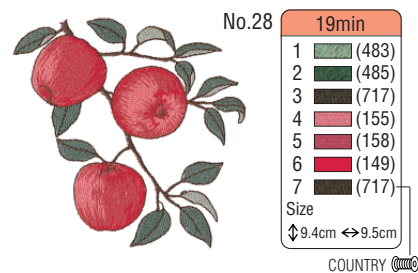
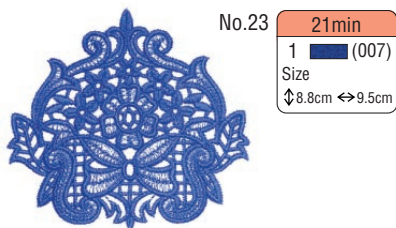


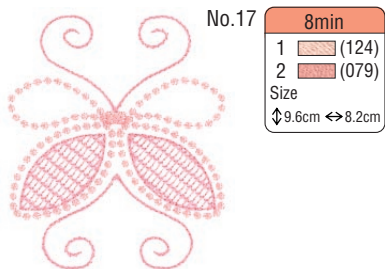
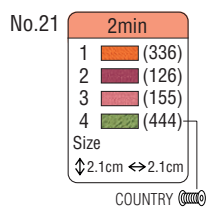
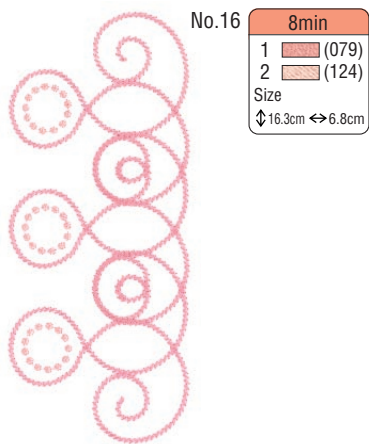
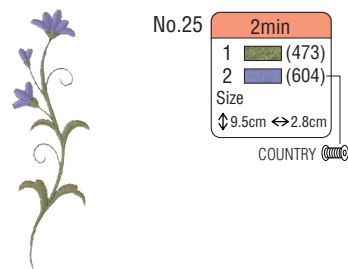
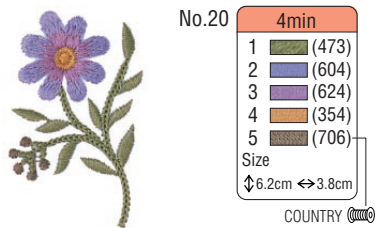

Size
↓9.6cm ↔7.5cm

No.10 3min

1	(158)
---	-------

Size
↓9.0cm ↔9.0cm

COUNTRY





No.30 **10min**

1	(513)
2	(323)
3	(534)
4	(515)
5	(534)

Size
↓7.7cm ↔9.7cm



No.35 **16min**

1	(001)
2	(010)
3	(707)
4	(030)
5	(900)

Size
↓6.0cm ↔8.8cm



No.40 **23min**

1	(001)
2	(307)
3	(707)
4	(900)
5	(515)
6	(030)

Size
↓7.7cm ↔9.5cm



No.31 **4min**

1	(513)
2	(507)
3	(800)
4	(085)

Size
↓3.1cm ↔3.3cm



No.36 **16min**

1	(208)
2	(001)
3	(513)
4	(704)
5	(614)
6	(707)
7	(900)

Size
↓8.5cm ↔6.8cm



No.41 **19min**

1	(010)
2	(307)
3	(704)
4	(707)
5	(900)
6	(005)

Size
↓8.1cm ↔8.6cm



No.32 **5min**

1	(264)
2	(158)
3	(149)
4	(255)

Size
↓3.1cm ↔5.3cm

COUNTRY (C)



No.37 **19min**

1	(001)
2	(513)
3	(704)
4	(070)
5	(405)
6	(007)

Size
↓9.5cm ↔8.1cm



No.42 **16min**

1	(010)
2	(079)
3	(005)
4	(704)
5	(205)
6	(707)

Size
↓3.4cm ↔9.0cm



No.33 **6min**

1	(019)
2	(005)
3	(323)
4	(307)
5	(800)
6	(513)
7	(900)

Size
↓8.9cm ↔3.5cm



No.38 **11min**

1	(328)
2	(900)
3	(005)
4	(707)

Size
↓9.8cm ↔9.9cm



No.43 **24min**

1	(001)
2	(005)
3	(010)
4	(307)
5	(328)
6	(107)
7	(058)
8	(900)

Size
↓9.6cm ↔8.4cm



No.34 **10min**

1	(001)
2	(339)
3	(208)
4	(323)
5	(001)
6	(900)
7	(800)

Size
↓7.7cm ↔4.2cm



No.39 **3min**

1	(001)
2	(800)
3	(323)
4	(007)
5	(900)

Size
↓4.8cm ↔4.2cm



No.44 **20min**

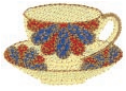
1	(027)
2	(900)
3	(001)
4	(900)
5	(328)
6	(058)
7	(900)

Size
↓9.6cm ↔6.6cm

No.45 7min

1	(010)
2	(800)
3	(405)
4	(328)
5	(010)
6	(800)
7	(405)
8	(328)

Size
 ⇅ 3.1cm ⇅ 4.5cm



No.50 1min

1	(019)
---	-------

Size
 ⇅ 2.2cm ⇅ 2.2cm



No.56 4min

1	(214)
2	(208)
3	(707)
4	(900)

Size
 ⇅ 3.0cm ⇅ 3.8cm



No.46 7min

1	(800)
2	(010)
3	(019)
4	(800)
5	(515)
6	(019)
7	(800)

Size
 ⇅ 3.9cm ⇅ 9.4cm



No.51 2min

1	(307)
2	(214)
3	(001)


Size
 ⇅ 2.9cm ⇅ 3.0cm



No.57 2min

1	(612)
---	-------

Size
 ⇅ 12.6cm ⇅ 12.6cm



No.52 8min

1	(502)
2	(513)
3	(515)

Size
 ⇅ 6.0cm ⇅ 6.8cm



No.47 26min

1	(444)
2	(242)
3	(025)
4	(000)
5	(264)
6	(336)
7	(473)
8	(152)
9	(586)
10	(334)
11	(224)
12	(155)
13	(255)
14	(264)

Size
 ⇅ 9.0cm ⇅ 8.5cm

COUNTRY (C)




No.53 19min

1	(331)
2	(264)
3	(015)
4	(444)
5	(624)
6	(152)
7	(000)
8	(624)
9	(512)
10	(717)

Size
 ⇅ 9.3cm ⇅ 6.6cm

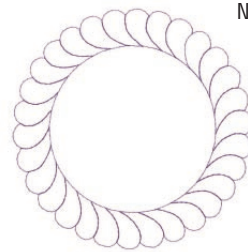
COUNTRY (C)



No.58 1min

1	(612)
---	-------

Size
 ⇅ 12.6cm ⇅ 12.6cm



No.48 12min

1	---> (001)
2	---- (001)
3	~ (001)
4	(017)

Size
 ⇅ 9.4cm ⇅ 9.6cm



No.54 10min

1	(010)
2	(017)
3	(810)
4	(214)
5	(502)

Size
 ⇅ 6.8cm ⇅ 6.7cm



No.59 1min

1	(612)
---	-------

Size
 ⇅ 17.6cm ⇅ 5.0cm



No.49 16min

1	(124)
2	(800)
3	(001)
4	(209)
5	(405)
6	(339)
7	(507)
8	(900)
9	(707)
10	(800)
11	(205)
12	(900)

Size
 ⇅ 5.1cm ⇅ 8.3cm




No.55 3min

1	(575)
2	(149)
3	(334)

Size
 ⇅ 6.7cm ⇅ 6.4cm

COUNTRY (C)



No.60 1min


1	(612)
---	-------

Size
 ⇅ 12.5cm ⇅ 12.5cm



◆ Floral patterns
 ◆ Motifs floraux
 ◆ Schemi floreali

◆ Blumenmuster
 ◆ Bloempatronen
 ◆ Patrones en motivo floral



No. 1 **45min**

1	(000)
2	(485)
3	(604)
4	(444)
5	(158)
6	(155)

Size
 ↓16.6cm ↔9.8cm

COUNTRY

No. 5 **13min**

1	(463)
2	(505)
3	(334)
4	(133)
5	(015)
6	(242)
7	(604)

Size
 ↓16.6cm ↔9.6cm

COUNTRY

No. 9 **47min**

1	(444)
2	(473)
3	(150)
4	(015)
5	(334)

Size
 ↓16.5cm ↔9.8cm

COUNTRY

No. 2 **42min**

1	(015)
2	(003)
3	(370)
4	(155)
5	(483)
6	(485)

Size
 ↓16.9cm ↔9.6cm

COUNTRY

No. 6 **15min**

1	(604)
2	(370)
3	(485)
4	(624)
5	(334)
6	(015)

Size
 ↓16.6cm ↔8.8cm

COUNTRY

No. 10 **17min**

1	(331)
2	(370)
3	(334)
4	(473)
5	(444)

Size
 ↓16.4cm ↔9.5cm

COUNTRY

No. 3 **36min**

1	(444)
2	(331)
3	(133)
4	(624)
5	(604)
6	(334)
7	(015)
8	(485)

Size
 ↓17.0cm ↔9.4cm

COUNTRY

No. 7 **29min**

1	(483)
2	(485)
3	(444)
4	(133)
5	(024)

Size
 ↓17.0cm ↔9.8cm

COUNTRY

No. 11 **12min**

1	(444)
2	(485)
3	(463)
4	(133)

Size
 ↓16.3cm ↔9.3cm

COUNTRY

No. 4 **30min**

1	(000)
2	(444)
3	(331)
4	(473)
5	(485)
6	(126)
7	(255)

Size
 ↓16.7cm ↔9.6cm

COUNTRY

No. 8 **41min**

1	(150)
2	(003)
3	(331)
4	(370)
5	(024)
6	(155)
7	(444)
8	(485)
9	(635)
10	(624)
11	(158)
12	(334)

Size
 ↓16.7cm ↔9.5cm

COUNTRY

No. 12 **21min**

1	(604)
2	(505)
3	(564)
4	(483)

Size
 ↓17.0cm ↔8.8cm

COUNTRY

Color Thread Conversion Chart

Tableau de conversion des fils de couleur











































Tabella di conversione dei fili colorati

Stickgarn-Farbtabelle

Omzettingstabel voor kleurgaren

Tabla de conversión de hilos de color

	Color Name	Embroidery	Country	Madeira Polyneon	Madeira Rayon	Sulky Rayon	R.A. Polyester
1	Black / Schwarz / Noir / Zwart / Nero / Negro	 900	 100	1800	1000	1005	5596
2	White / Weiss / Blanc / Wit / Bianco / Blanco	 001	 000	1801	1002	1001	5597
3	Red / Rot / Rouge / Rood / Rosso / Rojo	 800	 149	1637	1037	1037	5678
4	Pink / Rosa / Rose / Rose / Rosa / Rosado	 085	 155	1921	1108	1224	5523
5	Deep Rose / Tiefrot / Rose Fonce / Roserood / Rosa Intenso / Rosa Intenso	 086	 024	1721	1117	1154	9168
6	Flesh Pink / Fleisch Farben / Rose Chair / Lichtrose / Rosa Carne / Rosa Claro	 124	 152	1915	1015	1064	5677
7	Dark Fuchsia / Dunkel Violett / Fuchsia Fonce / Donker Fuchsia Paars / Fuchsia Scuro / Fuscina Oscuro	 107	 126	1984	1383	1533	5804
8	Vermilion / Zinnober Rot / Vermillon / Vermil Joen / Rosso Vermiglio / Bermellon	 030	 148	1779	1179	1184	9023
9	Carmine / Karminrot / Carmin / Karmijn / Rosso Carminio / Carmin	 807	 158	1986	1081	1511	5561
10	Royal Purple / Königs Purpur / Pourpre Royal / Dieppaars / Rosso-Violaceo / Violeta Real	 869	 636	1788	1188	1192	5681
11	Magenta / Magenta / Magenta / Magenta / Magenta / Magenta	 620	 625	1710	1319	1191	5592
12	Salmon Pink / Lachsrosa / Rose Saumon / Zalmrose / Rosa Salmone / Rosa Salmon	 079	 122	1816	1317	1225	5773
13	Amber Red / Bern Steinrot / Rouge Ambre / Amber Rood / Rosso Ambra / Rojo Ambar	 333	 212	1942	1341	1119	5591
14	Lemon Yellow / Zitronen Gelb / Jaune Citron / Citro Engeel / Giallo Limone / Amarillo Limon	 202	 342	1623	1023	1067	5625
15	Yellow / Gelb / Jaune / Geel / Giallo / Amarillo	 205	 043	1980	1068	1187	5860
16	Harvest Gold / Erntegold / Or Ble / Oogst Kleurig Goud / Giallo Grano / Amarillo Trigo	 206	 334	1971	1024	1124	5770
17	Orange / Orange / Orange / Oranje / Arancio / Naranja	 208	 335	1951	1137	1024	5694
18	Pumpkin / Kürbis Gelb / Ci-Trouille / Pompoen / Giallo Zucca / Calabaza	 126	 322	1952	1155	1065	5630
19	Tangerine / Mandari Nenorange / Tangerine / Felorange / Mandarino / Tangerina	 209	 336	1965	1078	1078	5518
20	Cream Brown / Braun Weiss / Brun Creme / Creme Bruin / Nocciola / Marron Crema	 010	 331	1866	1022	1061	5761
21	Cream Yellow / Gelblich Weiss / Jaune Creme / Cremegeel / Giallo Crema / Amarillo Crema	 812	 370	1861	1349	1135	5564
22	Khaki / Khaki Braun / Kaki / Khaki / Kaki / Caqui	 348	 242	1939	1255	1055	5636
23	Deep Gold / Tiefgold / Or Fonce / Diepgoud / Oro Scuro / Amarillo Oro	 214	 354	1772	1172	1025	5770
24	Brass / Messin G Farben / Cuivre / Koper / Ottone / Bronze	 328	 404	1791	1192	1159	9109
25	Linen / Leinen Farbig / Drap / Linnen / Lino / Lino	 307	 025	1682	1149	1082	5635
26	Dark Brown / Dunkel Braun / Brun Sombre / Donker Bruin / Marrone Scuro / Marron Oscuro	 058	 717	1859	1130	1129	5637
27	Reddish Brown / Rotbraun / Brun Rougeatre / Rassing Bruin / Marrone Bruciato / Marron Rojizo	 337	 264	1753	1253	1021	5781
28	Clay Brown / Lehm Braun / Brun Argile / Kleibruin / Marrone Argilla / Marron Tierra	 339	 224	1621	1021	1158	5590
29	Beige / Beige / Beige / Beige / Beige / Beige	 843	 012	1738	1138	1127	5598
30	Warm Gray / Warmgrau / Gris Vif / Warm Grijs / Grigio Caldo / Gris Caliente	 399	 706	1860	1085	1218	9126
31	Russet Brown / Rotbraun / Brun Roussatre / Roodbruin / Ruggine / Marron Bermejo	 330	 414	1726	1194	1126	5702
32	Light Brown / Hellbraun / Brun Clair / Licht Bruin / Marrone Chiaro / Marron Claro	 323	 255	1729	1056	1128	5789
33	Seacrest / Blassgrün / Vert Pale / Blauw Groen / Cresta Di Mare / Verde Celadon	 542	 505	1647	1219	1077	5578
34	Mint Green / Pfeffer Minzgrün / Vert Menthe / Munt Groen / Verde Menta / Verde Menta	 502	 461	1702	1302	1047	5511
35	Leaf Green / Blattgrün / Vert Feuille / Bladgroen / Verde Prato / Verde De Hoja	 509	 463	1749	1050	1510	5514
36	Olive Green / Olivgrün / Vert Olive / Olijf Groen / Verde Oliva / Verde Oliva	 519	 476	1904	1396	1174	5502
37	Dark Olive / Dunkel Olivgrün / Olive Fonce / Donker Olijf / Oliva Scuro / Verde Oliva Oscuro	 517	 473	1769	1156	1156	9122
38	Teal Green / Blaugrün / Vert Sarcelle / Taling Groen / Verde Anatra / Verde Azulado	 534	 483	1879	1298	1503	5751
39	Emerald Green / Emerald Grün / Vert Emeraude / Smaragd Groen / Verde Smeraldo / Verde Esmeralda	 507	 485	1750	1250	1079	5508
40	Deep Green / Dunkel Grün / Vert Fonce / Diepgroen / Verde Intenso / Verde Intenso	 808	 467	1703	1370	1208	5615

		Embroidery	Country	Madeira Polyneon	Madeira Rayon	Sulky Rayon	R.A. Polyester
41	Fresh Green / Frisch Grün / Vert Frais / Licht Groen / Verde Mela / Verde Fresco	 027	 442	1706	1102	1209	9153
42	Lime Green / Limonen Grün / Vert Tilleul / Limoen Groen / Verde Tiglio / Verde Lima	 513	 444	1848	1049	1177	5622
43	Moss Green / Moosgrün / Vert Mousse / Mosgroen / Verde Muschio / Verde Musgo	 515	 446	1770	1369	1176	9091
44	Blue / Blau / Bleu / Blauw / Azzurro / Azul	 405	 586	1829	1177	1076	5684
45	Ultra Marine / Ultra Marin / Outremer / Ultra Marijn / Blu Oltremare / Azul De Ultramar	 406	 575	1842	1076	1042	5736
46	Light Blue / Hellblau / Bleu Clair / Licht Blauw / Celeste / Azul Claro	 017	 150	1932	1132	1074	5683
47	Sky Blue / Himmel Blau / Bleu Ciel / Hemels Blauw / Azzurro Cielo / Celeste	 019	 512	1828	1029	1196	5506
48	Electric Blue / Elek-Trisch-Blau / Bleu Élec-Trique / Staal Blauw / Blu Elettrico / Azul Electrico	 420	 564	1797	1297	1250	5829
49	Peacock Blue / Pfauen Blau / Bleu Paon / Pauwen Blauw / Blu Pavone / Azul Pavo Real	 415	 057	1652	1252	1206	5810
50	Prussian Blue / Berliner Blau / Bleu De Prusse / Pruisisch Blauw / Blu De Prussia / Azul De Prusia	 007	 588	1767	1166	1535	5737
51	Cornflower Blue / Kornblu Menblau / Bleu Centauree / Koren Bloemen Blauw / Blu Fior-Daliso / Azul Centaura	 070	 015	1830	1335	1028	5601
52	Light Lilac / Helllila / Lilas Clair / Licht Lila / Lilla Chiaro / Lila Suave	 810	 133	1911	1031	1121	9016
53	Lilac / Lila / Lilas / Lila / Lilla / Lila	 612	 623	1831	1080	1080	9009
54	Violet / Violet / Violet / Violet / Violetto / Violeta	 613	 624	1631	1033	1194	5588
55	Purple / Purpur / Pourpre / Paars / Viola / Purpura	 614	 635	1880	1122	1122	5554
56	Lavender / Lavendel / Lavande / Lavendel / Lavenda / Lavanda	 804	 604	1630	1261	1193	5586
57	Wistaria Violet / Wistaria Violet / Violet Glycine / Blauwe Regen Paars / Glicine / Violeta Vistaria	 607	 003	1943	1311	1032	5587
58	Pewter / Zinngrau / Etain / Tinkleurig / Peltro / Peltre	 704	 745	1840	1041	1041	9114
59	Dark Gray / Dunkel Grau / Gris Sombre / Donker Grijs / Grigio Scuro / Gris Oscuro	 707	 747	1841	1241	1220	5565
60	Silver / Silber / Argent / Zilver / Argento / Plata	 005	 020	1812	1087	1011	5640
61	Gray / Grau / Gris / Grijs / Grigio / Gris	 817	 734	1640	1118	1219	5782
62		-----✂					
63		-----					
64		~~~~~ TTTTTTTTTTTTTTTTTTTT					
65	NOT DEFINED / NICHT DEFINIERT / NON DEFINI / NIET GEDEFINIEERD / NON DEFINITO / SIN DEFINIR						

Note: The conversion chart is based on Embroidery thread. The color shades may vary with the different brands listed on the chart. If unsure of a particular color(s), please sew test. Robison Anton, Isacord, Maderia, Sulky and Güetermann are respectively registered trademarks. Actual colors may vary slightly from the chart.

Hinweis: Die Umrechnungstabelle basiert auf dem Stickgarn. Die Farbschattierungen können je nach unterschiedlichen in der Tabelle aufgeführten Marken abweichen. Wenn Sie sich bezüglich bestimmter Farben nicht sicher sind, nähen Sie bitte zur Probe. Robison Anton, Isacord, Maderia, Sulky und Güetermann sind eingetragene Warenzeichen. Die tatsächlichen Farben können leicht von der Tabelle abweichen.

Remarque: Le tableau de conversion est basé sur un fil de broderie. Les nuances de couleur peuvent varier en fonction des marques énumérées dans le tableau. En cas de doute sur un coloris, faites un essai de couture. "Robison Anton", "Isacord", "Maderia", "Sulky" et "Güetermann" sont des marques déposées respectives. Les couleurs réelles risquent d'être légèrement différentes de celles du tableau.

Opmerking: Het omzettingsschema is gebaseerd op het gebruik van borduurzijde. De kleurtinten kunnen ietwat verschillen voor de diverse merken in het schema. Als u niet zeker bent van de juiste kleur(en), borduurt u dan een stukje op proef. De namen Robison Anton, Isacord, Maderia, Sulky en Güetermann zijn allemaal gedeponeerde handelsmerken. De feitelijke kleurtinten kunnen iets afwijken van het getoonde schema.

Nota: la tabella di conversione è in funzione del filo da ricamo. Le tonalità cromatiche possono variare secondo le differenti marche elencate nella tabella. In caso di dubbio su un particolare colore o su più colori si raccomanda di eseguire una prova di cucito. Robison Anton, Isacord, Maderia, Sulky e Güetermann sono marchi di fabbrica registrati. I colori effettivi possono variare lievemente rispetto a quelli della tabella.

Nota: La tabla de conversión está basada en hilo de bordar. Los tonos de color podrán variar con las diferentes marcas listadas en la tabla. Si tiene dudas sobre un color(es) particular, haga un cosido de prueba. "Robison Anton", "Isacord", "Maderia", "Sulky" y "Güetermann" son marcas registradas respectivamente. Los colores verdaderos podrán variar ligeramente con respecto a los de la tabla.

