



# Quick reference guide

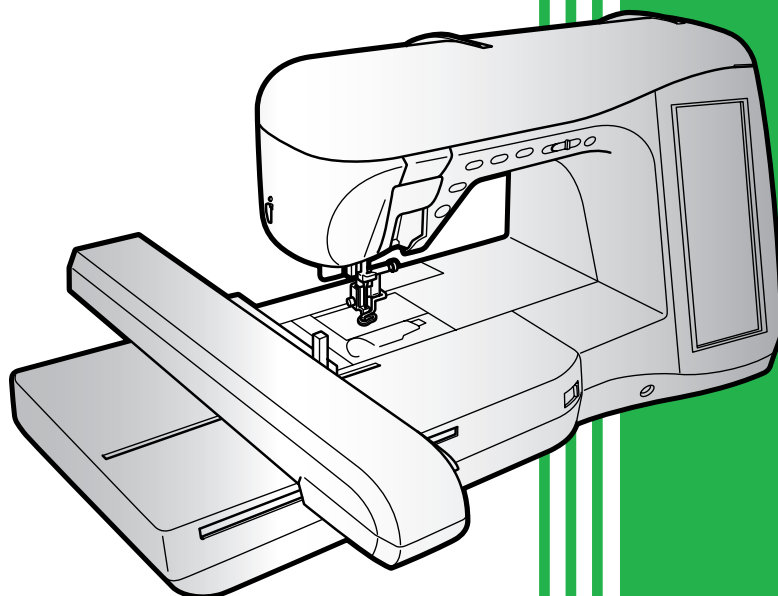
Stichwortregister

Guide de référence rapide

Beknopte bedieningsgids

Guida di riferimento rapido

Guía de referencia rápida



Refer to the operation manual for detailed instruction.

Also, there are differences in the keys and screens depending on the display language. In this guide, English screens are used for basic explanations.

Einzelheiten entnehmen Sie bitte der Bedienungsanleitung.

Je nachdem, welche Sprache für die Bildschirmanzeigen gewählt wurde, ergeben sich im Hinblick auf Tasten Schirmbilder eventuell Unterschiede.

Die grundlegende Bedienung der Maschine ist in dieser Anleitung am Beispiel von Schirmbildern mit englischem Text erklärt.

Pour les instructions détaillées, voir le mode d'emploi.

Par ailleurs, il y a des différences dans les touches et les écrans en fonction de la langue d'affichage.

Dans ce guide, les explications de base utilisent les écrans anglais.

Zie de gebruiksaanwijzing voor gedetailleerde instructies.

Er zijn verschillen in de toetsen en schermen afhankelijk van de ingestelde taal.

In de beschrijvingen in deze beknopte handleiding worden de Engelse schermen gebruikt.

Fare riferimento al manuale di impiego per istruzioni dettagliate.

Inoltre, ci sono differenze nei tasti e nelle schermate a seconda della lingua visualizzata.

In questa guida, le schermate in inglese sono usate per le spiegazioni basilari.

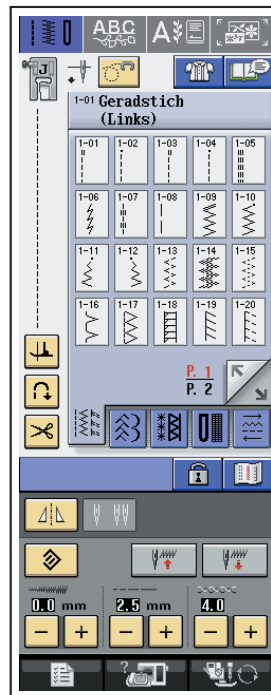
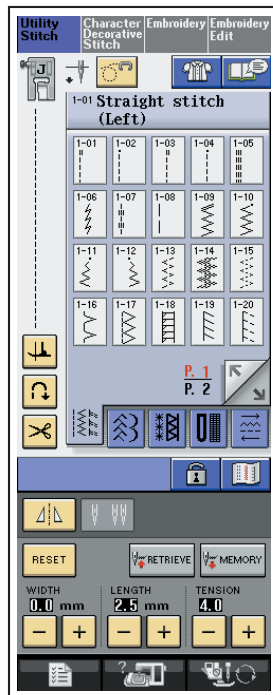
Consulte el manual de instrucciones para ver más detalles.

Además, dependiendo del idioma visualizado algunos botones y pantallas podrán ser diferentes.

En esta guía, para las explicaciones básicas se emplean pantallas en inglés.

<English display>  
<Englische Bildversion>  
<Affichage en Anglais>  
<Engels scherm>  
<Schermata in inglese>  
<Visualización en inglés>

<Example: German>  
<Beispiel: Deutsch>  
<Exemple: Allemand>  
<Voorbeeld: Duits>  
<Esempio: Tedesco>  
<Ejemplo: Alemán>



## Contents

Winding the Bobbin .....	2
Setting the Bobbin .....	4
Upper Threading .....	5
Preparing to Embroider .....	6
Selecting Stitch Patterns .....	8
Utility Stitches .....	8
Character/Decorative Stitches .....	9
Embroidery Patterns .....	9
Embroidery Edit Patterns .....	10
Others .....	11
Summary of Stitch Patterns .....	13
Utility Stitches .....	13
Character/Decorative Stitches .....	14
Embroidery Patterns .....	17
Embroidery Pattern Color Change Table .....	23
Embroidery patterns .....	23
Heirloom patterns .....	28
Border patterns .....	30
Cross stitch patterns .....	36
Floral alphabet patterns .....	41
Color Thread Conversion Chart .....	44

## Table des matières

Bobinage de la canette .....	2
Mise en place de la canette .....	4
Enfilage supérieur .....	5
Préparation de la broderie .....	6
Sélection des configurations de point .....	8
Points utilitaires .....	8
Caractères/points décoratifs .....	9
Motif de broderie .....	9
Motifs de modification de broderie .....	10
Autres .....	11
Sommaires des motifs de point .....	13
Points utilitaires .....	13
Caractères/points décoratifs .....	14
Motif de broderie .....	17
Tableau de changement de couleur des motifs de broderie ...	23
Motif de broderie .....	23
Motifs à l'ancienne .....	28
Motifs de bordure .....	30
Motifs en point de croix .....	36
Motifs alphabet floral .....	41
Tableau de conversion des fils de couleur .....	44

## Indice

Avvolgimento della spolina .....	2
Impostazione della spolina .....	4
Infilatura superiore .....	5
Preparativi per il ricamo .....	6
Selezione degli schemi punto .....	8
Punti utili .....	8
Punti per caratteri/decorazioni .....	9
Schemi di ricamo .....	9
Schemi di modifica ricamo .....	10
Altro .....	11
Sommario degli schemi punto .....	13
Punti utili .....	13
Punti per caratteri/decorazioni .....	14
Schemi di ricamo .....	17
Tabella di cambiamento colori degli schemi di ricamo ...	23
Schemi di ricamo .....	23
Schemi decorativi tradizionali .....	28
Schemi con bordi .....	30
Schemi a punto croce .....	36
Alfabeto floreale .....	41
Tabella di conversione dei fili colorati .....	44

## Inhalt

Aufspulen des Unterfadens .....	2
Einsetzen der Spule .....	4
Einfädeln des Oberfadens .....	5
Vorbereitung zum Sticken .....	6
Wahl des Nähmusters .....	8
Nutzstiche .....	8
Zeichenstichmuster/Dekorative Stichmuster .....	9
Stickmuster .....	9
Editieren von Stickmustern .....	10
Sonstige .....	11
Nähmuster-Übersicht .....	13
Nutzstiche .....	13
Zeichenstichmuster/Dekorative Stichmuster .....	14
Stickmuster .....	17
Stickmuster-Farbtabelle .....	23
Stickmuster .....	23
Hohlsaum-Stichmuster .....	28
Randmuster .....	30
Kreuzstichmuster .....	36
Blumenalphabet .....	41
Stickgarn-Farbtabelle .....	44

## Inhoudsopgave

Spoel opwinden .....	2
Aanbrengen van het spoeltje .....	4
Inrijgen van de bovendraad .....	5
Vorbereidingen voor borduren .....	6
Kiezen van de steekpatronen .....	8
Naaisteken .....	8
Letter/decoratieve steken .....	9
Borduurpatronen .....	9
Borduurbewerkingspatronen .....	10
Overige .....	11
Overzicht van de steekpatronen .....	13
Naaisteken .....	13
Letter/decoratieve steken .....	14
Borduurpatronen .....	17
Kleurwijzigingstabel voor de borduurpatronen ...	23
Borduurpatronen .....	23
Erfstukpatronen .....	28
Randpatronen .....	30
Kruissteekpatronen .....	36
Bloemletterpatronen .....	41
Omzettingstabel voor kleurgaren .....	44

## Contenido

Devanado de la bobina .....	2
Colocación de la bobina .....	4
Hilo superior .....	5
Preparativos para bordar .....	6
Selección de tipos de puntada .....	8
Puntadas utiles .....	8
Puntadas de letras/decorativas .....	9
Patrones de bordado .....	9
Patrones de edición de bordado .....	10
Otros .....	11
Resumen de tipos de puntada .....	13
Puntadas utiles .....	13
Puntadas de letras/decorativas .....	14
Patrones de bordado .....	17
Tabla de cambio de color para patrones de bordado ...	23
Patrones de bordado .....	23
Patrones de broches y adornos .....	28
Patrones con bordes .....	30
Patrones de punto de cruz .....	36
Patrones alfabéticas en motivo floral .....	41
Tabla de conversión de hilos de color .....	44

# Winding the Bobbin

## Bobinage de la canette

## Avvolgimento della spolina

Follow the numbered steps below in order. Refer to the operation manual for detailed instruction.

Führen Sie die folgenden Schritte in der angegebenen Reihenfolge aus. Ausführliche Hinweise finden Sie in der Bedienungsanleitung.

Suivez les étapes numérotées ci-dessous dans l'ordre. Consultez le manuel d'instructions pour des procédures détaillées.

Voer de genummerde stappen uit in de juiste volgorde. Uitvoerige aanwijzingen vindt u in de bedieningshandleiding.

Seguire i passaggi numerati nell'ordine riportato di seguito. Fare riferimento al manuale d'istruzioni per le istruzioni dettagliate.

Realice los siguientes pasos numerados en el orden indicado. Para obtener instrucciones detalladas, consulte el manual de instrucciones.

Use only the enclosed bobbin or bobbins of the same type.

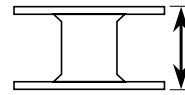
Verwenden Sie nur die im Lieferumfang enthaltene Spule oder Spulen vom selben Typ.

N'utilisez que la canette fournie ou des canettes du même type.

Gebruik alleen de bijgeleverde spoel of spoelen van hetzelfde type.

Utilizzare solo la spolina inclusa o spoline dello stesso tipo.

Utilice sólo la bobina incluida o bobinas del mismo tipo.



11.5 mm (approx. 7/16 inch)  
(ca. 7/16 Zoll)  
(env. 7/16 de pouce)  
11,5 mm (ca. 7/16 inch)  
(circa 7/16 in.)  
(aprox. 7/16 pulg.)

### Using the Supplemental Spool Pin

You can wind the bobbin during sewing.

### Verwendung des zusätzlichen Garnrollenstifts

Sie können den Unterfaden während des Nähens aufspulen.

### Utilisation du porte-bobine supplémentaire

Vous pouvez bobiner la canette pendant la couture.

### Gebruik van de kloppen

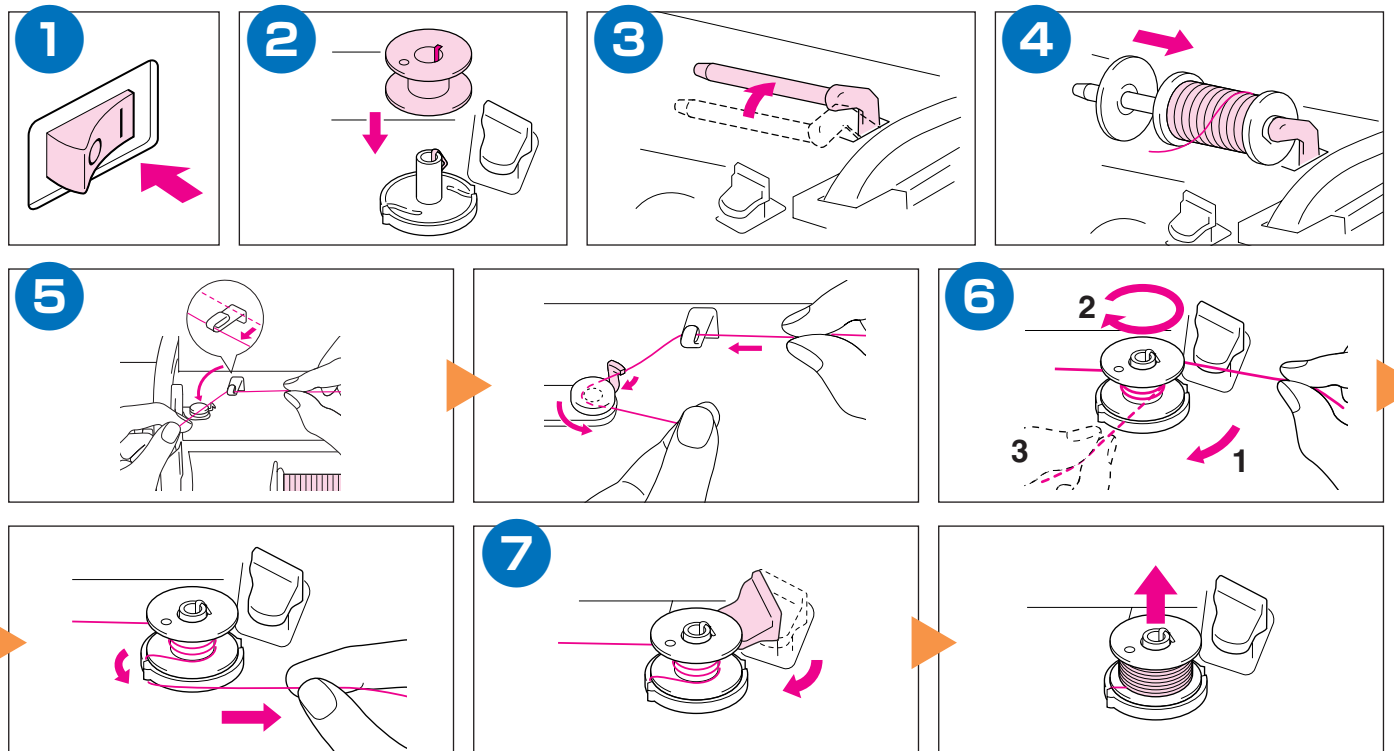
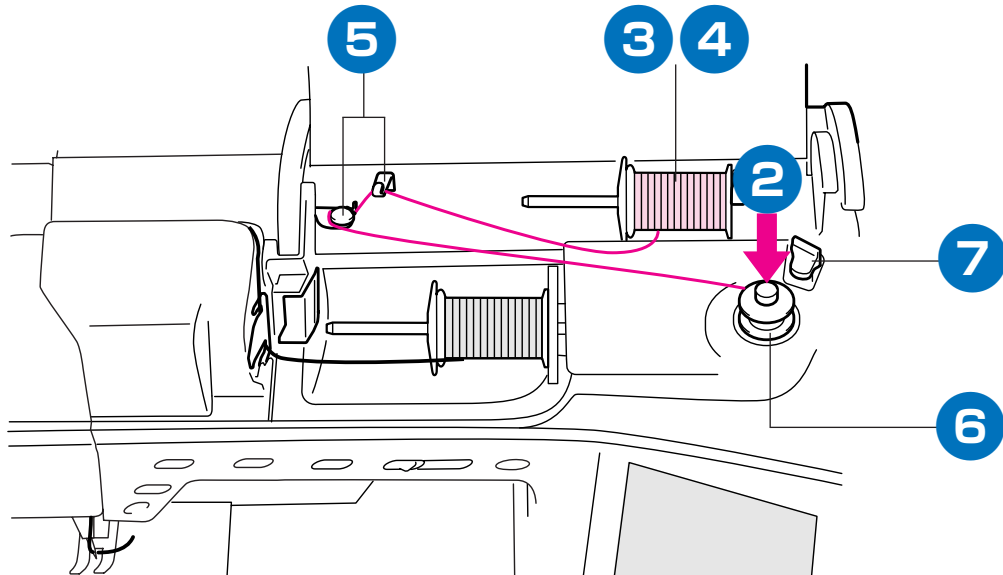
U kunt de spoel opwinden tijdens het naaien.

### Utilizzo del portarocchetto supplementare

È possibile avvolgere la spolina durante la cucitura.

### Uso del portacarrete suplementario

Puede devanar la bobina mientras está cosiendo.



# Aufspulen des Unterfadens

## Spoel opwinden

## Devanado de la bobina

### Using the Spool Pin

You can use the main spool pin to wind the bobbin before sewing.

### Verwendung des Garnrollenstifts

Mit dem Hauptgarnrollenstift können Sie vor dem Nähen den Unterfaden aufspulen.

### Utilisation du porte-bobine

Vous pouvez bobiner la canette avant de coudre à l'aide du porte-bobine principal.

### Gebruik van de klospen

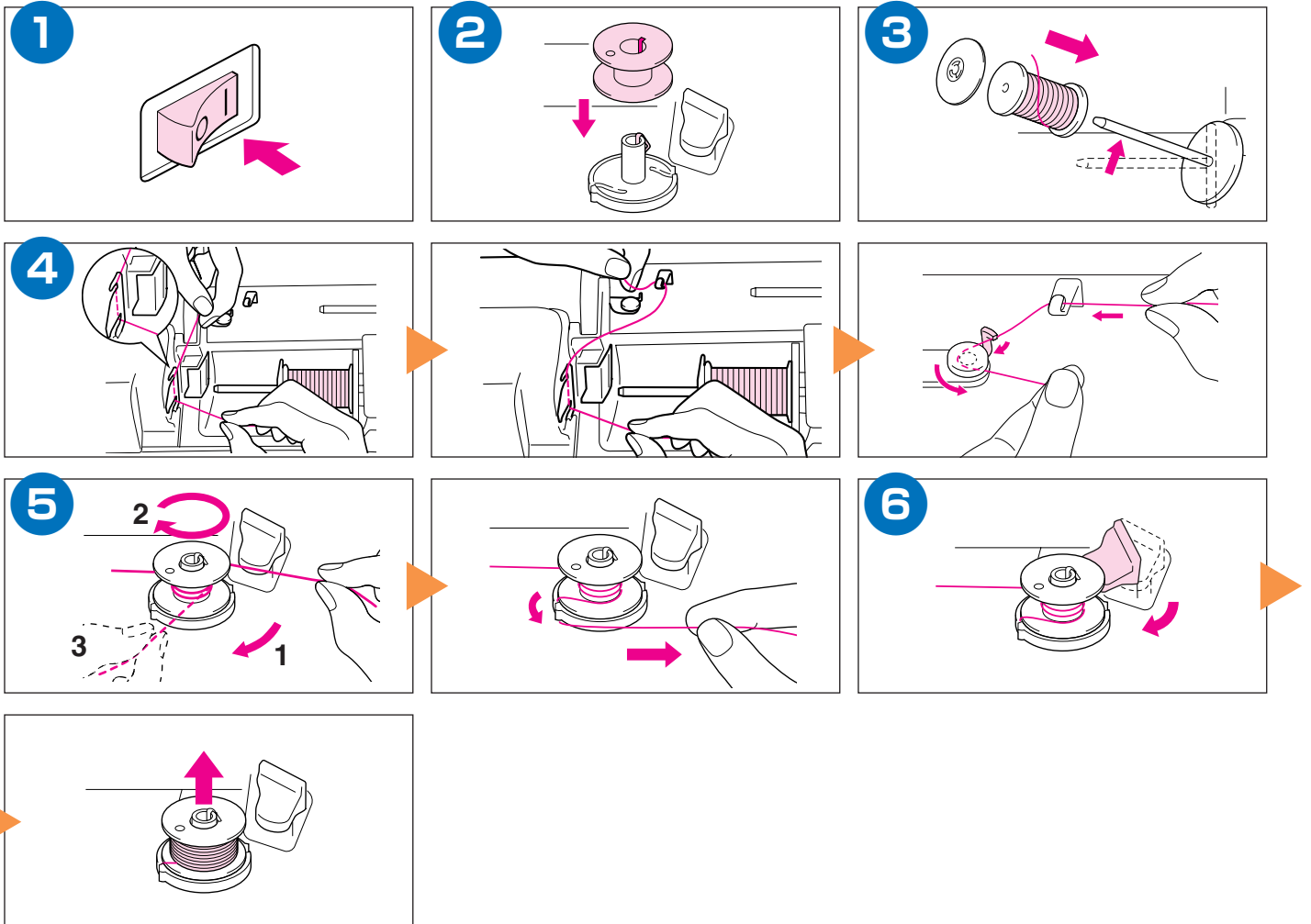
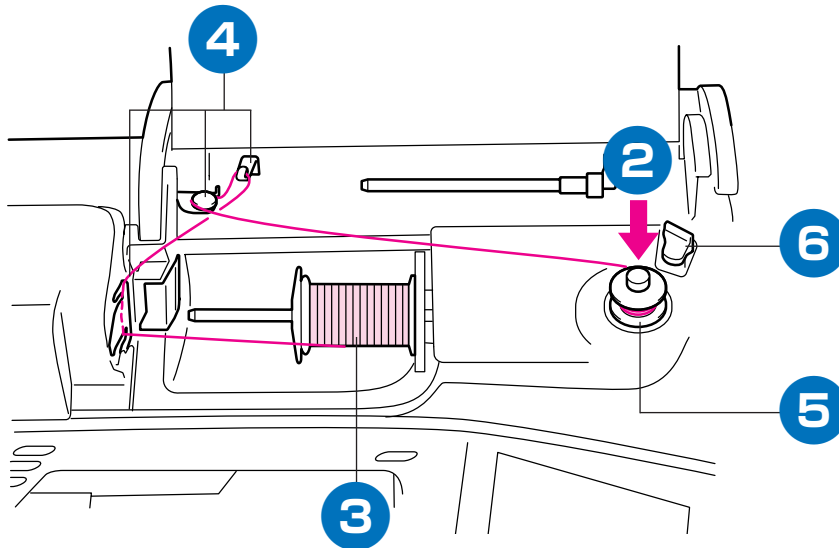
Voordat u gaat naaien kunt u met de hoofdklospen de spoel opwinden.

### Utilizzo del portarocchetto

È possibile utilizzare il portarocchetto principale per avvolgere la spolina prima di cucire.

### Uso del portacarrete

Puede utilizar el portacarrete principal para devanar la bobina antes de coser.



# Setting the Bobbin

## Mise en place de la canette

## Impostazione della spolina

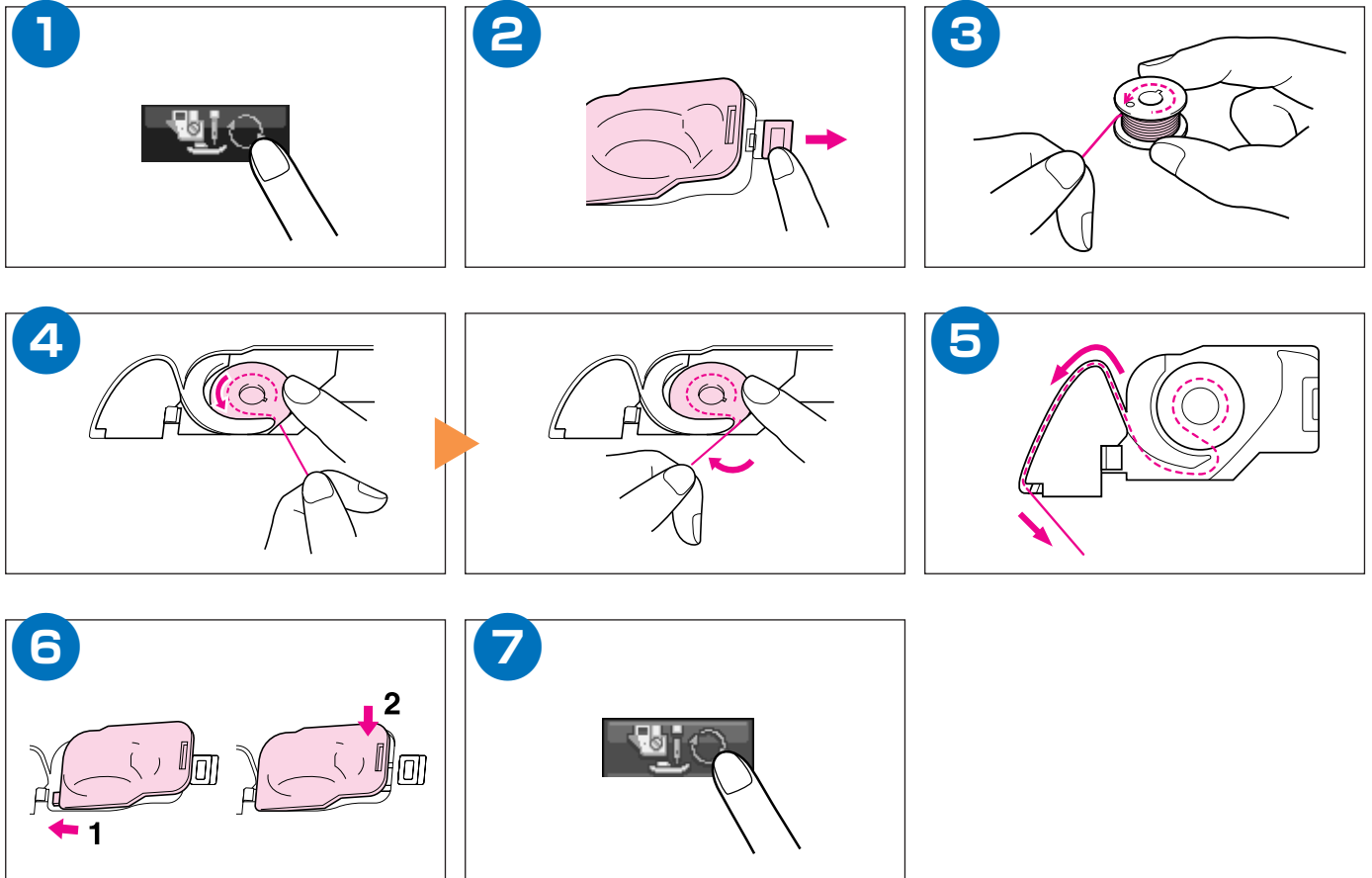
# Einsetzen der Spule

## Aanbrengen van het spoeltje

## Colocación de la bobina

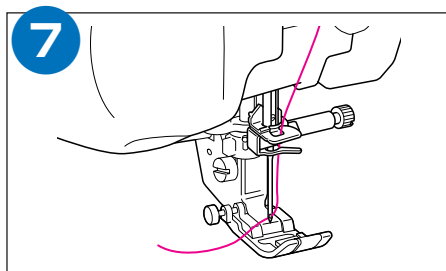
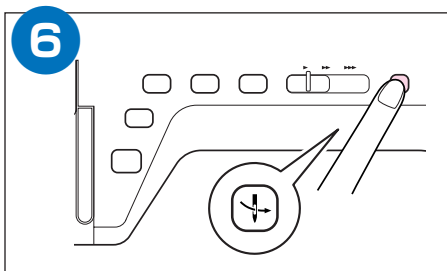
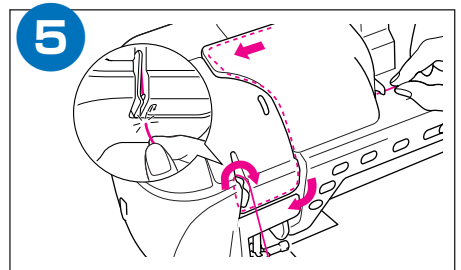
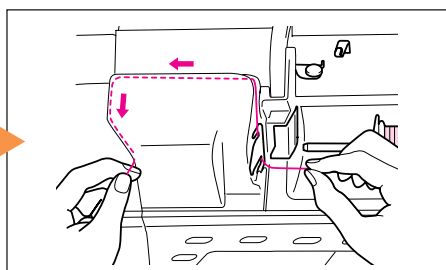
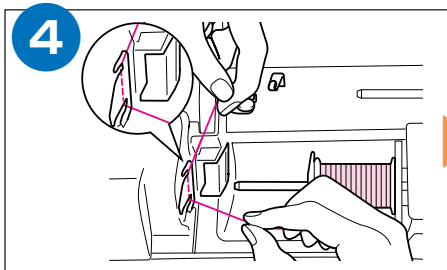
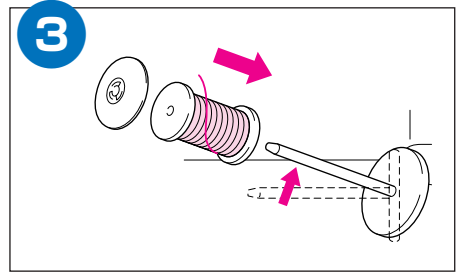
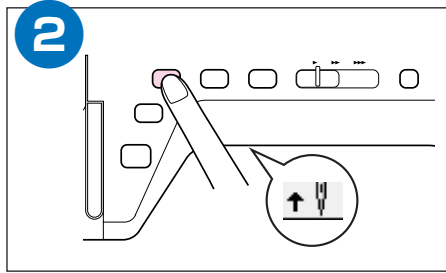
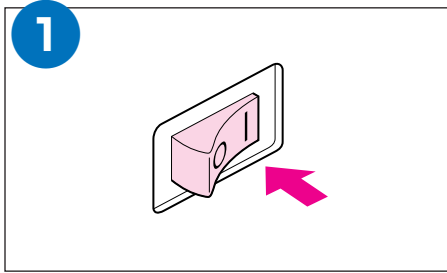
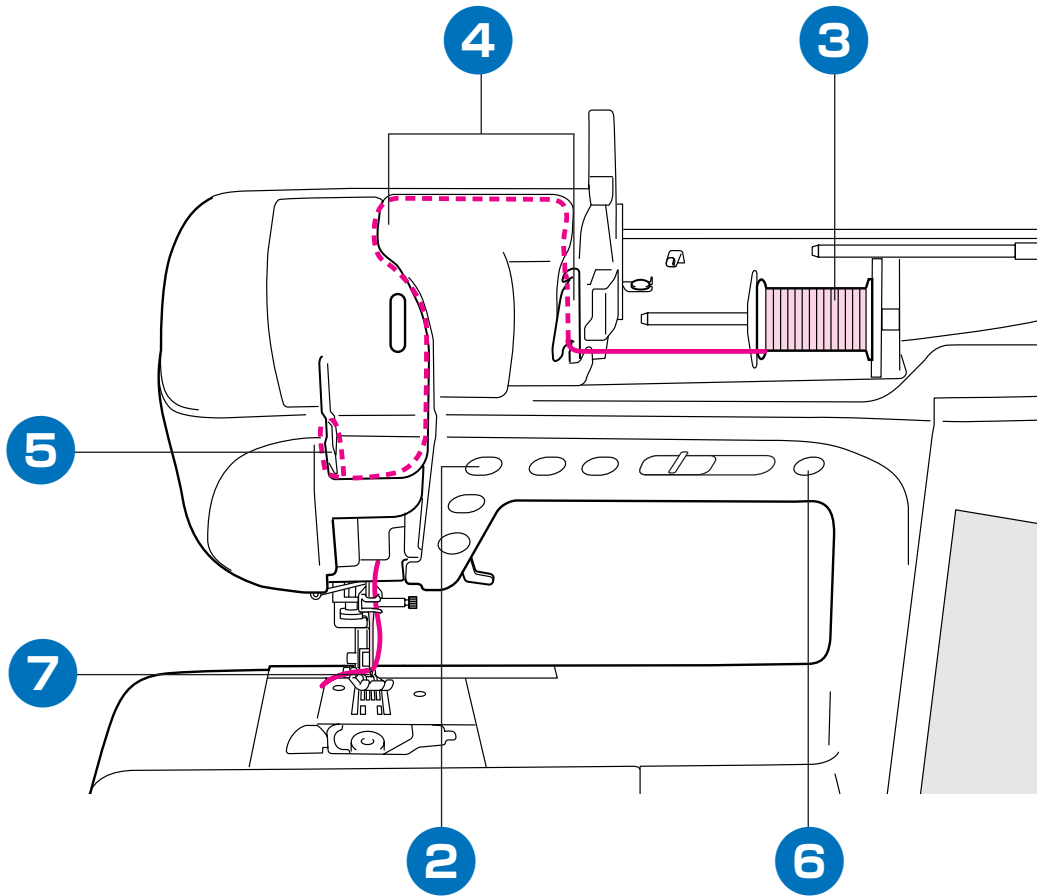
Refer to the operation manual for detailed instruction.  
Pour les instructions détaillées, voir le mode d'emploi.  
Fare riferimento al manuale di impiego per istruzioni dettagliate.

Einzelheiten hierzu entnehmen Sie bitte der Bedienungsanleitung.  
Zie de gebruiksaanwijzing voor gedetailleerde instructies.  
Consulte el manual de instrucciones para ver más detalles.



Upper Threading  
Enfilage supérieur  
Infilatura superiore

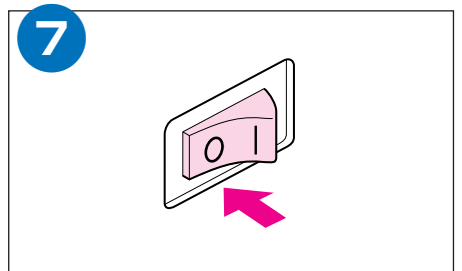
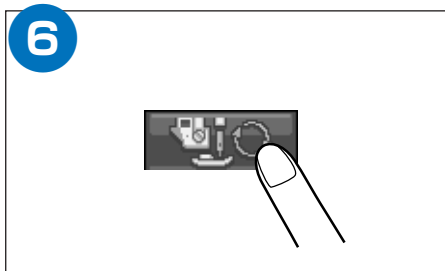
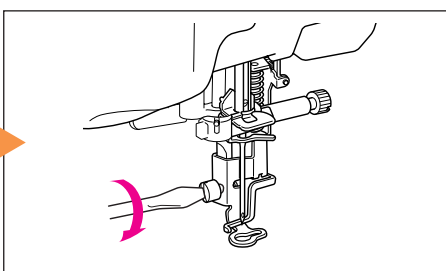
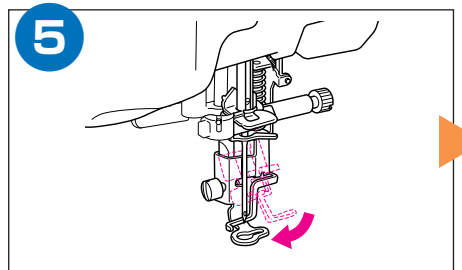
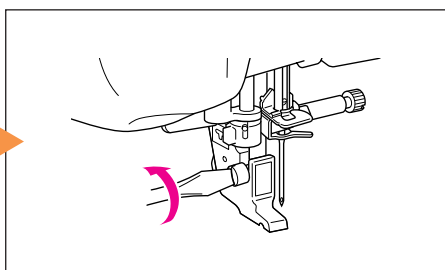
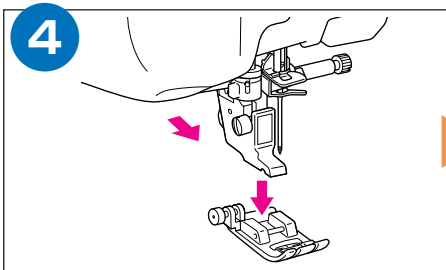
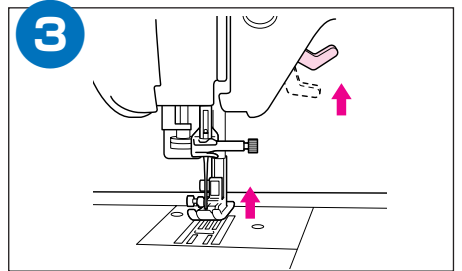
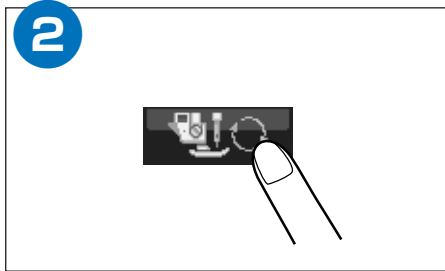
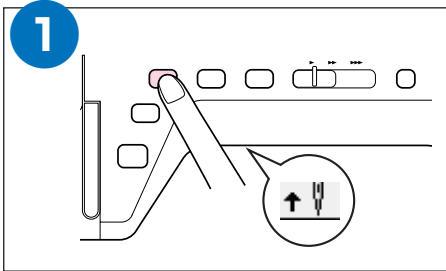
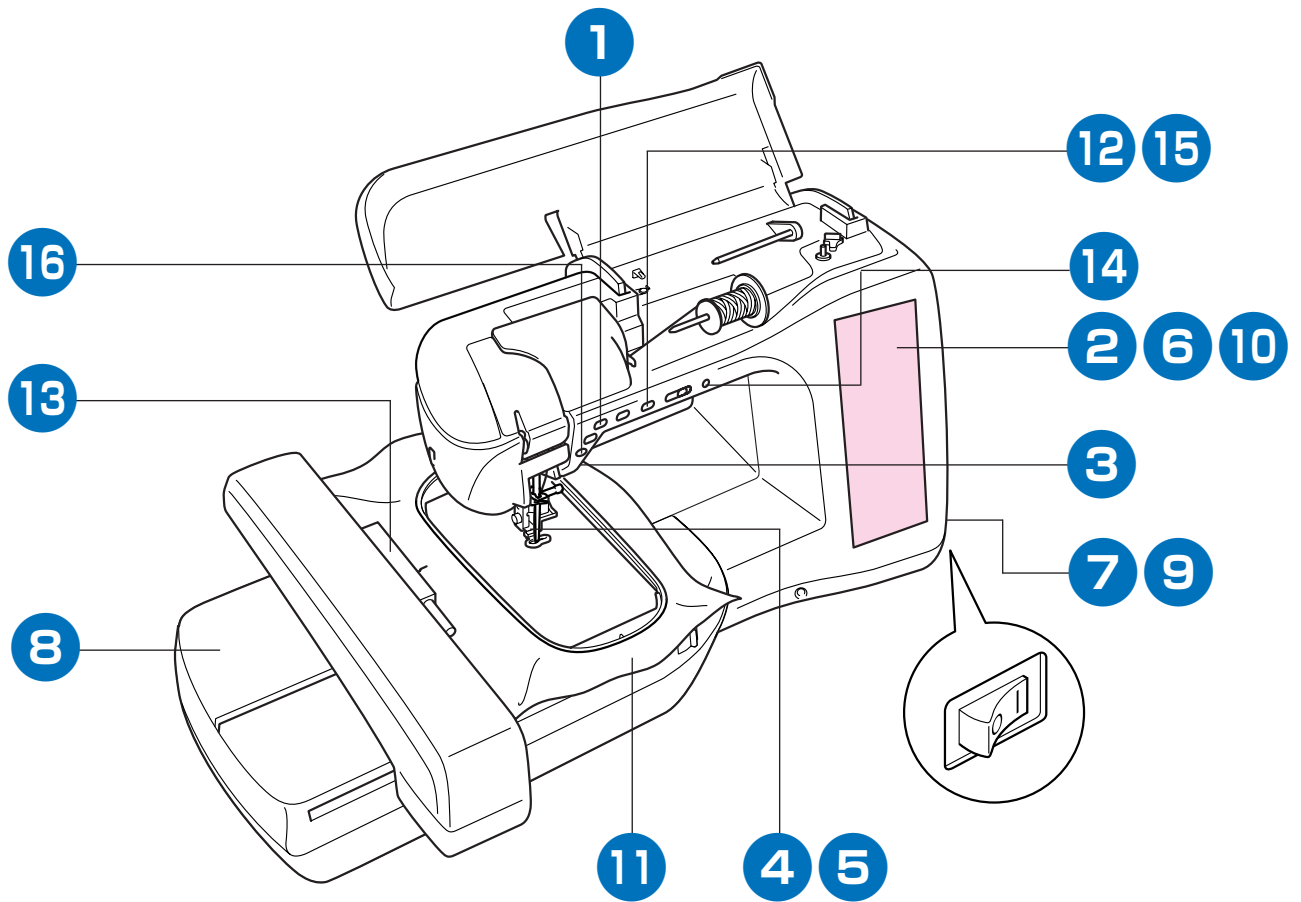
Einfädeln des Oberfadens  
Inrijgen van de bovendraad  
Hilo superior



# Preparing to Embroider

## Préparation de la broderie

### Preparativi per il ricamo

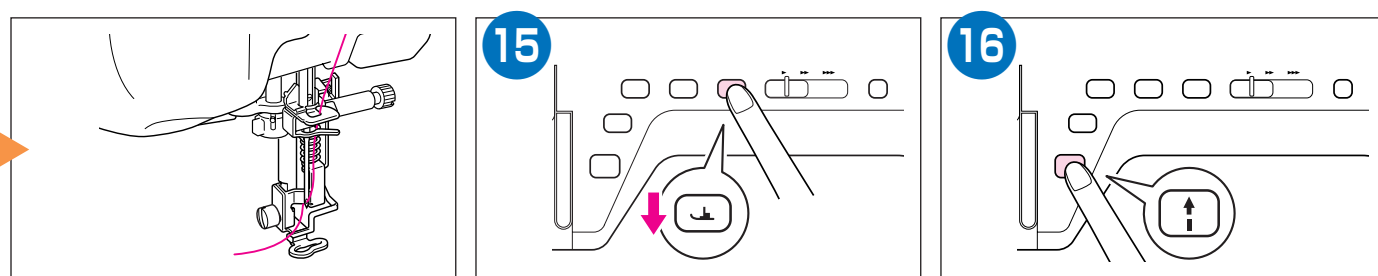
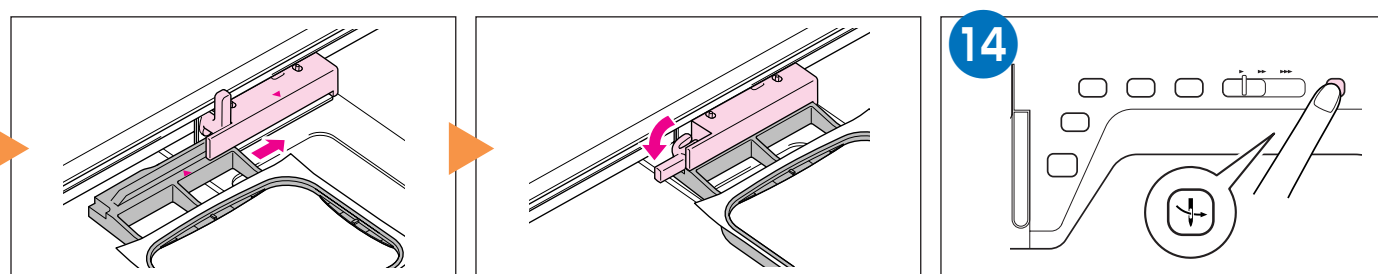
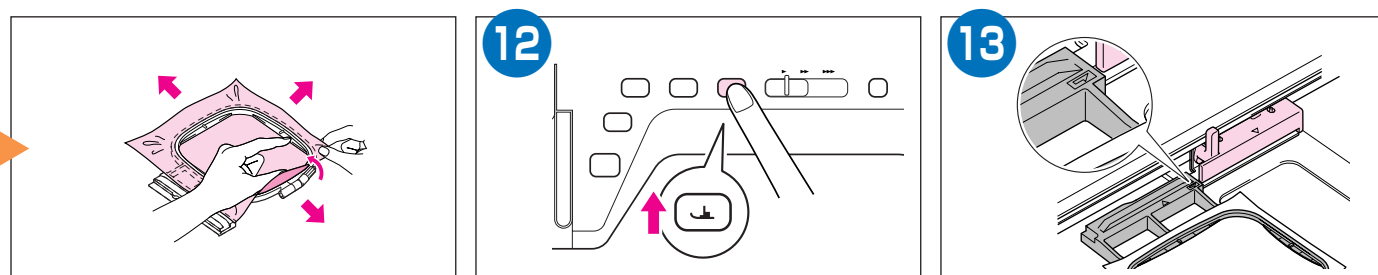
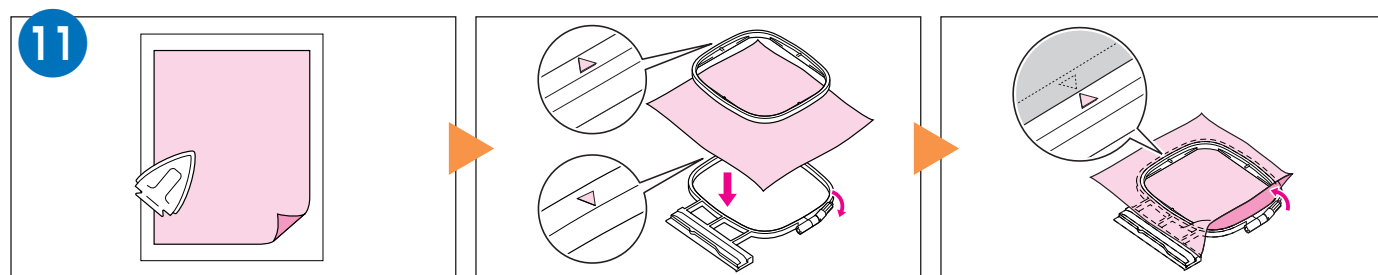
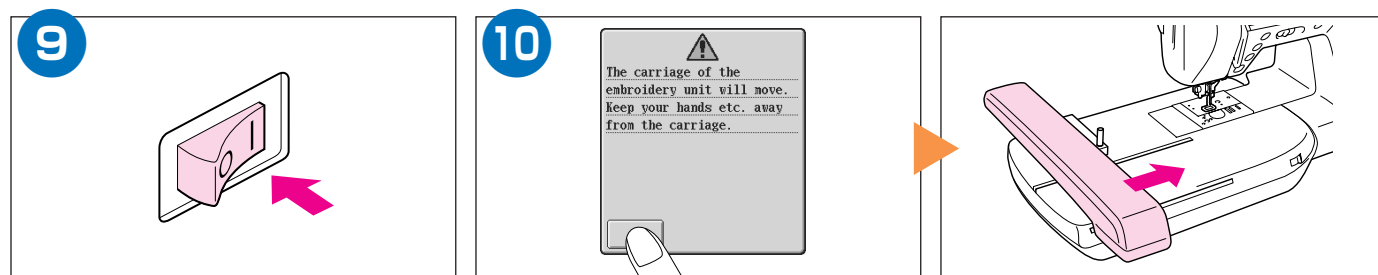
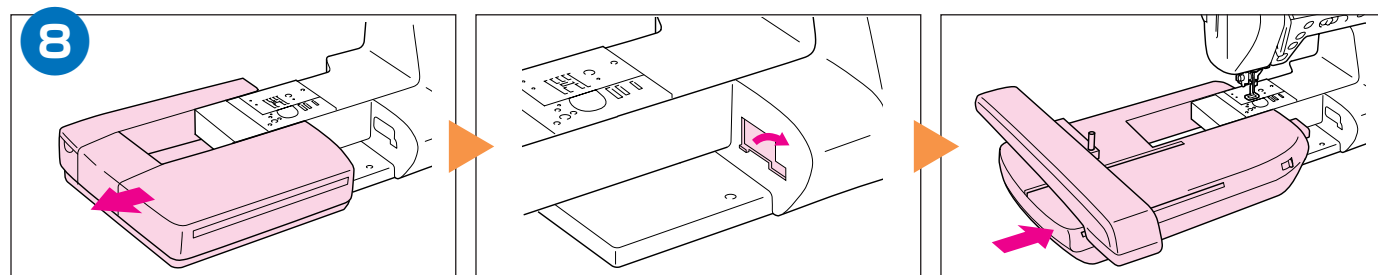




# Vorbereitung zum Sticken

## Vorbereidingen voor borduren

### Preparativos para bordar



# Selecting Stitch Patterns

## Sélection des configurations de point

## Selezione degli schemi punto

### ◆Utility Stitches

When switching on machine, the opening screen will display the name of the machine. Touch the screen to display the utility stitch. The often used "1-01 Straight (left)" is automatically selected.

### ◆Naaisteken

Bij het inschakelen van de naaimachine verschijnt de naam van de machine op het openingsscherm. Druk op het scherm om de beschikbare steken te zien. De vaak gebruikte "1-01 rechte steek (links)" zal automatisch geselecteerd worden.

### ◆Nutzstiche

Nach dem Einschalten der Maschine erscheint der Name der Maschine auf dem Eröffnungsbildschirm. Berühren anschließend den Bildschirm, um das Mehrzweck-Stichmusterbild abzurufen. Die Maschine wählt hiernach automatisch das oft verwendete Muster "1-01 Gerade (links)".

### ◆Punti utili

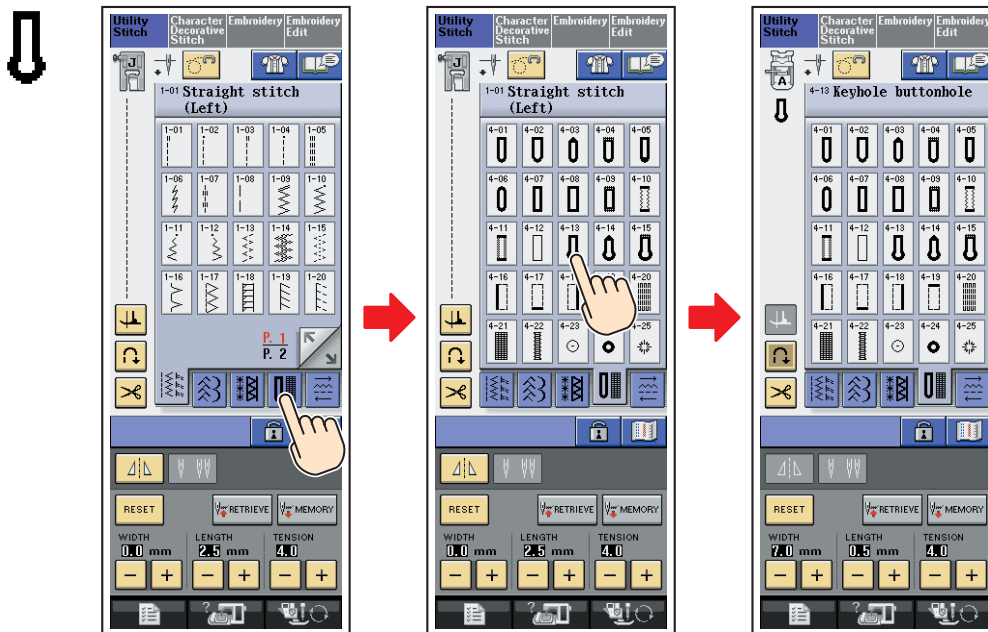
Quando si accende la macchina, la schermata di apertura indica il nome della macchina. Toccare lo schermo per visualizzare il punto utilitario. "1-01 Straight (left)", che è spesso usato, viene selezionato automaticamente.

### ◆Points utilitaires

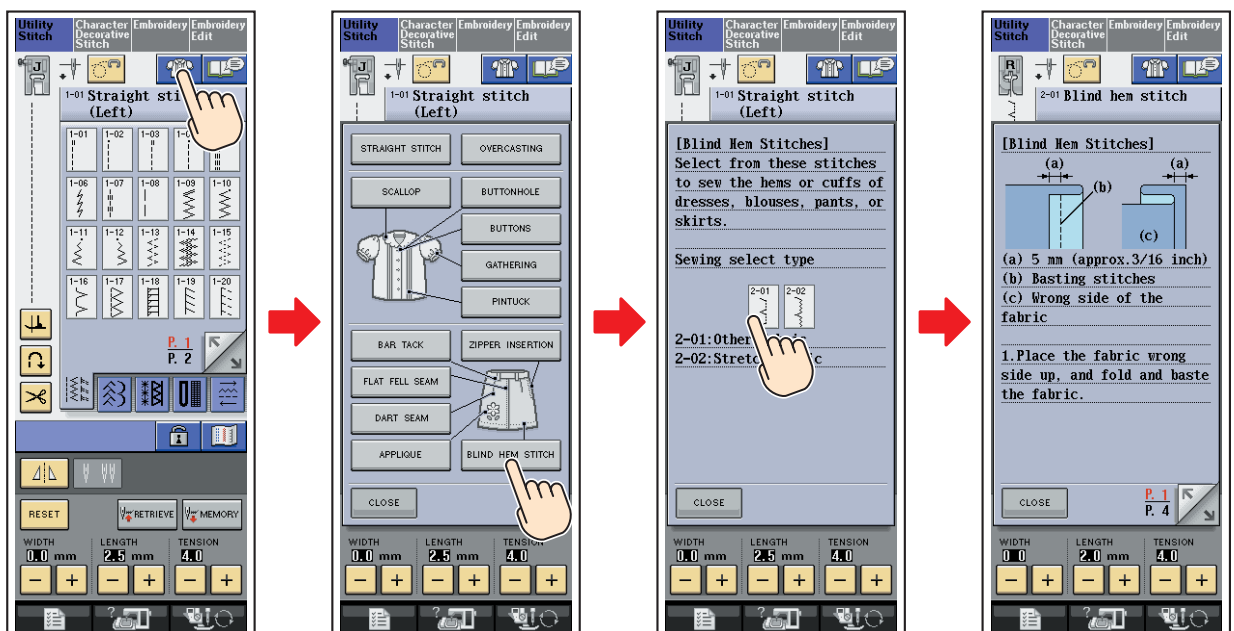
Lorsque vous mettez la machine sous tension, l'écran initial affiche le nom de la machine. Touchez l'écran pour afficher le point utilitaire. Le point "Droit 1-01 (gauche)" couramment utilisé est automatiquement sélectionné.

### ◆Puntadas utiles

Cuando encienda la máquina, la pantalla inicial mostrará el nombre de la máquina. Toque la pantalla para mostrar las puntadas útiles. Se seleccionará automáticamente la puntada usada con más frecuencia "1,01 recta (izquierda)".



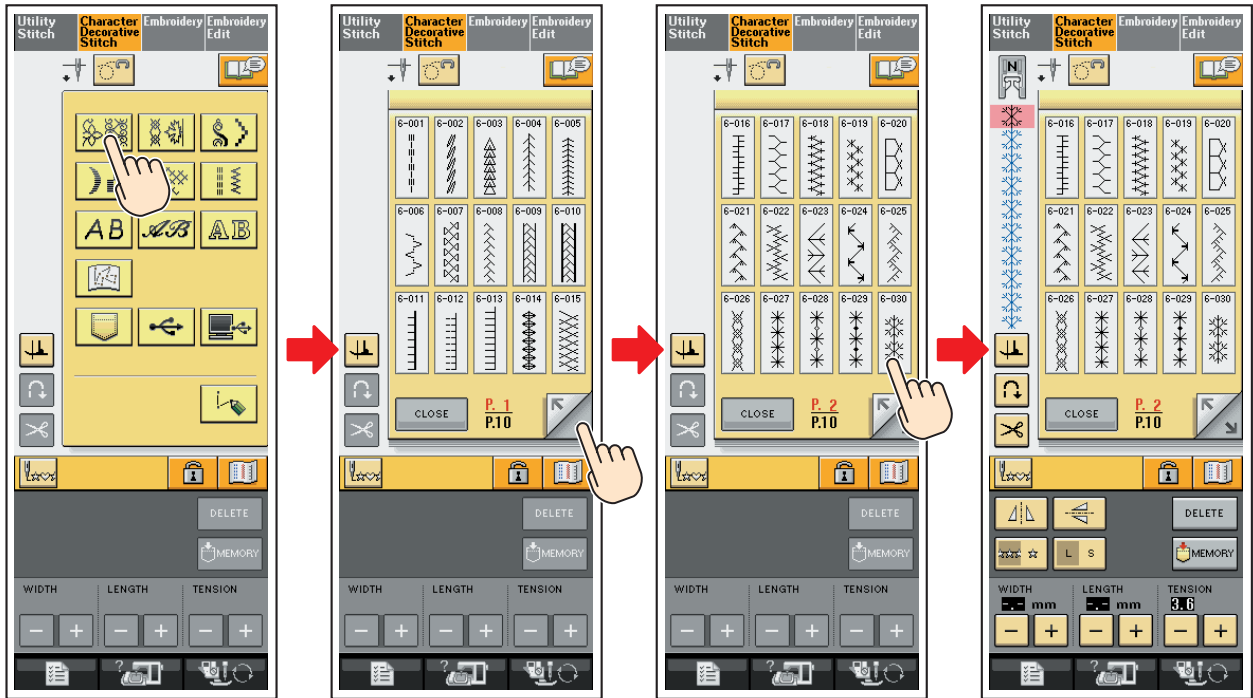
Blind Hem Stitch / Blindstich / Points invisibles /  
Blindzoomsteek / Punti invisibili per orlo / Puntada invisible



# Wahl des Nähmusters Kiezen van de steekpatronen Selección de tipos de puntada

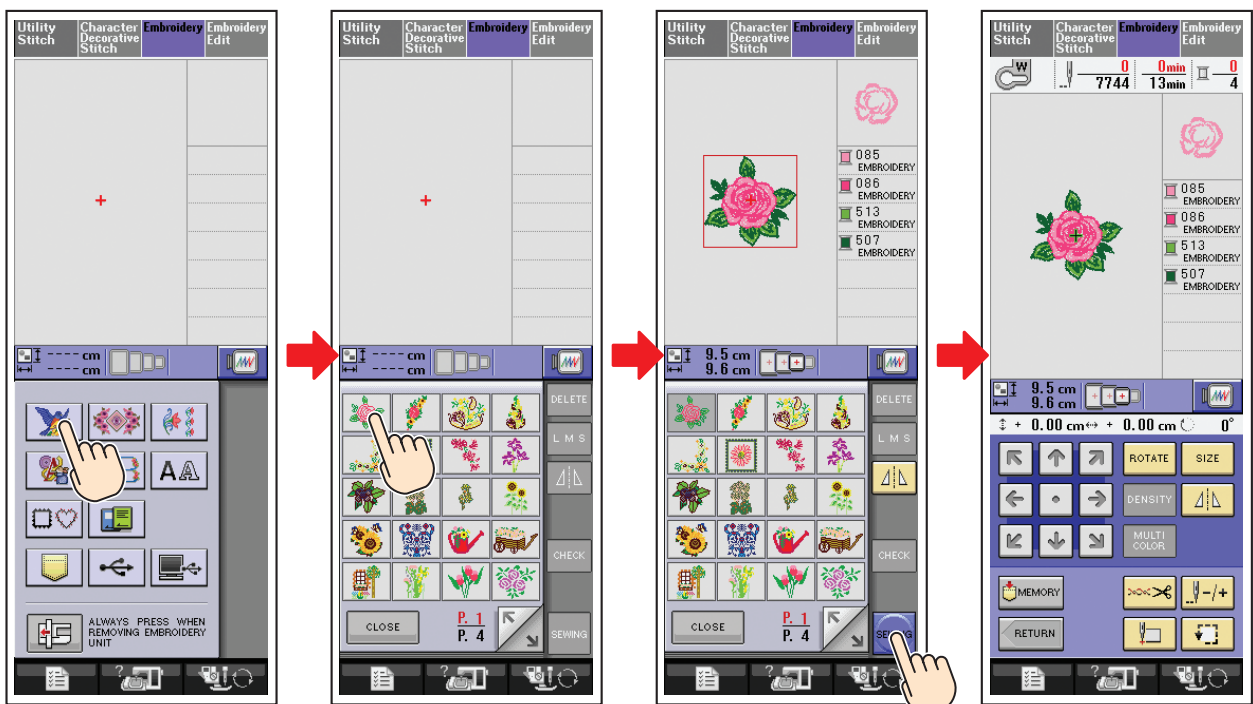
- ◆Character/Decorative Stitches
- ◆Caractères/points décoratifs
- ◆Punti per caratteri/decorazioni

- ◆Zeichenstichmuster/Dekorative Stichmuster
- ◆Letter/decoratieve steken
- ◆Puntadas de letras/decorativas



- ◆Embroidery Patterns
- ◆Motifs de broderie
- ◆Schemi di ricamo

- ◆Stickmuster
- ◆Borduurpatronen
- ◆Patrones de bordado



- ◆ Embroidery Edit Patterns
- ◆ Motifs de modification de broderie
- ◆ Schemi di modifica ricamo

- ◆ Editieren von Stickmustern
- ◆ Borduurbewerkingspatronen
- ◆ Patrones de edición de bordado

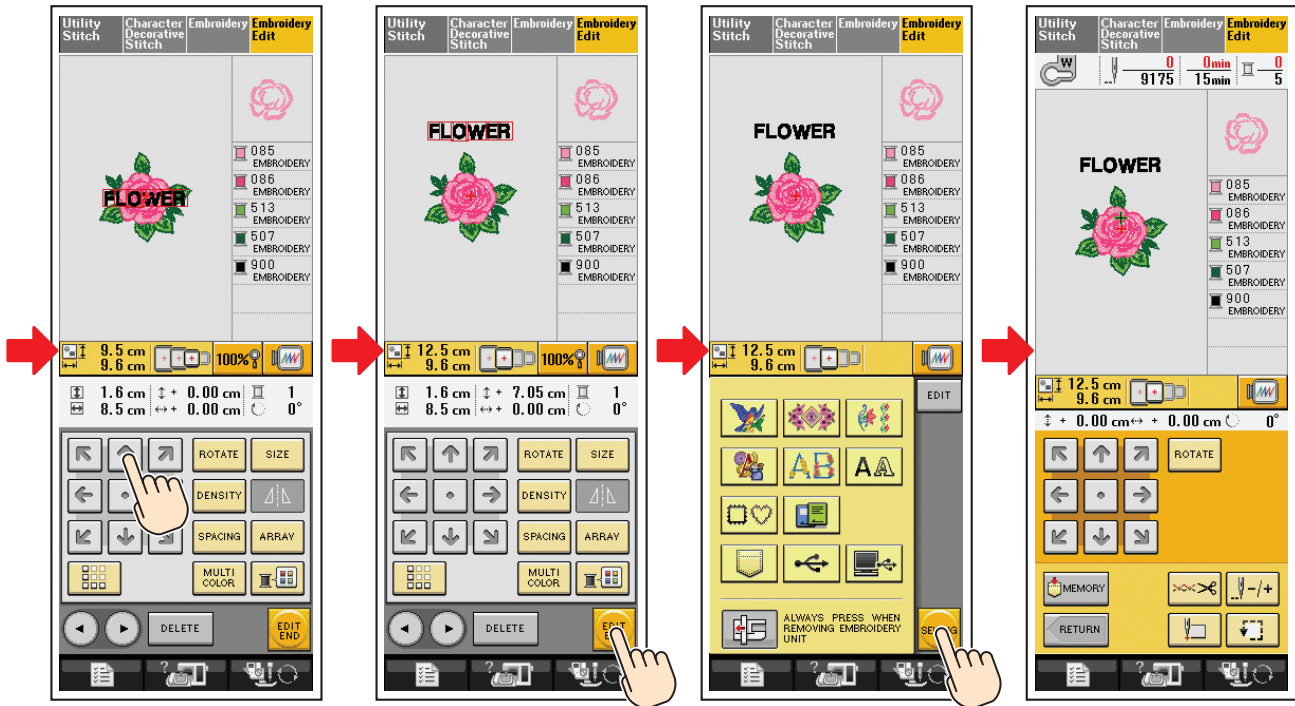
### FLOWER



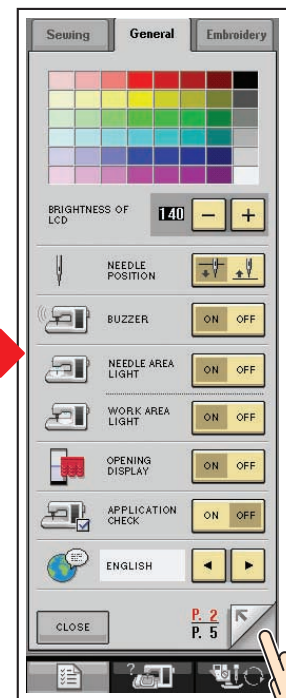
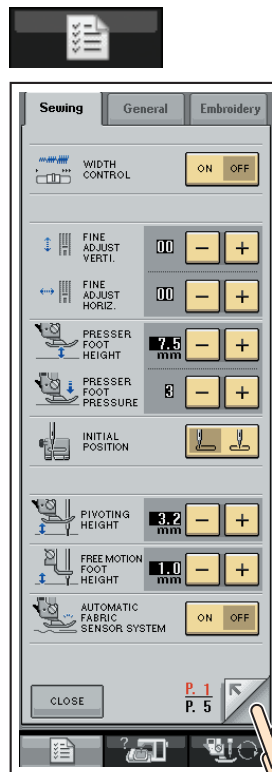

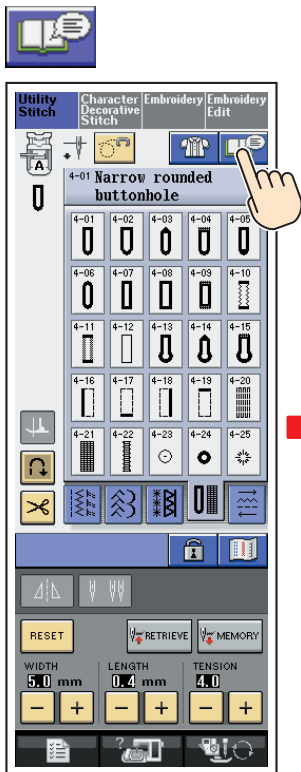
The sequence of screenshots illustrates the following steps:

- Mode Selection:** The user navigates to the 'Embroidery Edit' mode.
- Pattern Selection:** The 'FLOWER' pattern is selected from a grid of options.
- Pattern Details:** The selected pattern is shown with its color codes: 085 EMBROIDERY (pink), 086 EMBROIDERY (green), 513 EMBROIDERY (light green), and 507 EMBROIDERY (dark green).
- Dimensions and Zoom:** The pattern dimensions are set to 9.5 cm by 9.6 cm, and the zoom is set to 100%.
- Edit Menu:** The user enters the 'EDIT' menu.
- SEWING Option:** The 'SEWING' option is selected, likely to enable text editing.
- Page Change:** The user navigates to page 'P. 2'.
- Text Editing:** The text 'FLOWER' is added to the embroidery pattern.

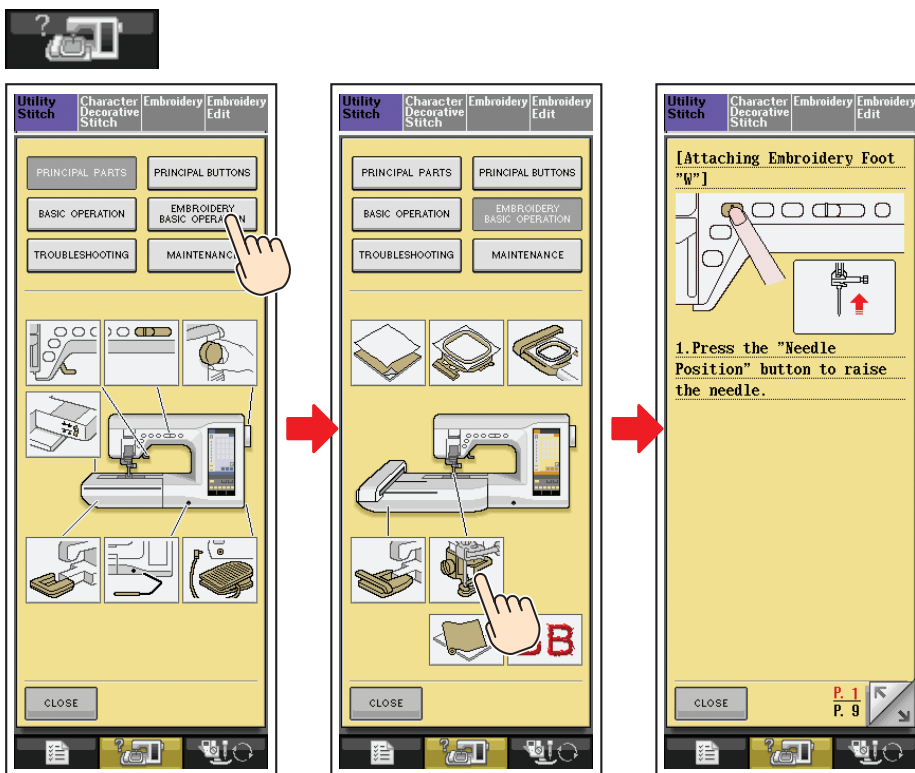
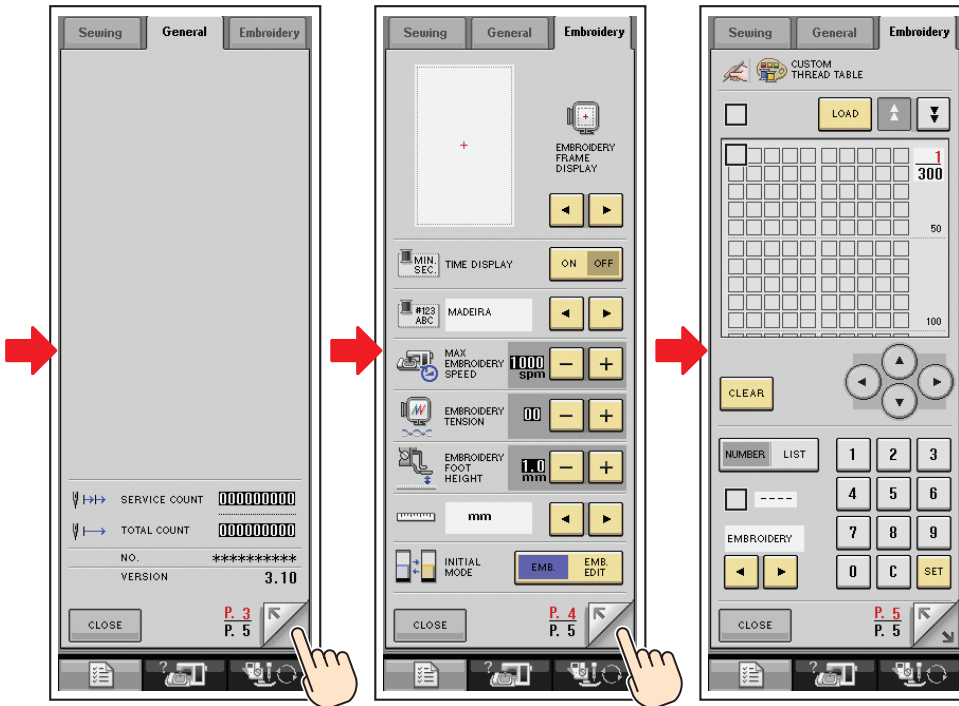
Selecting Stitch Patterns  
Wahl des Nähmusters  
Sélection des configurations de point  
Kiezen van de steekpatronen  
Selezione degli schemi punto  
Selección de tipos de puntada



- ◆Others
- ◆Autres
- ◆Altro
- ◆Sonstige
- ◆Overige
- ◆Otros



Selecting Stitch Patterns  
 Wahl des Nähmusters  
 Sélection des configurations de point  
 Kiezen van de steekpatronen  
 Selezione degli schemi punto  
 Selección de tipos de puntada



# Summary of Stitch Patterns

## Sommaires des motifs de point

## Sommario degli schemi punto

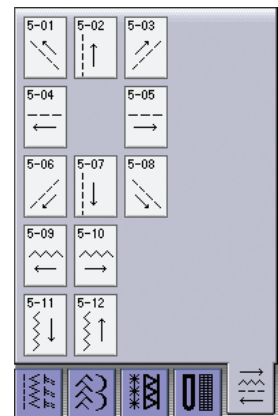
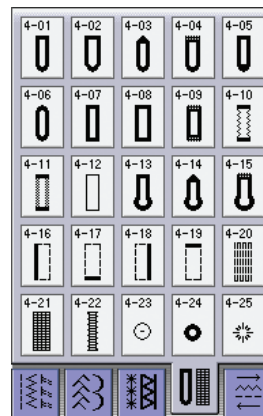
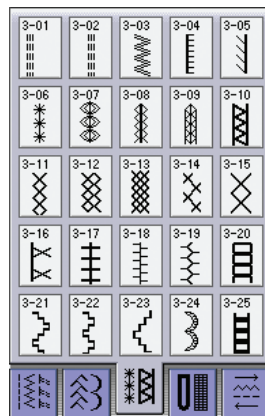
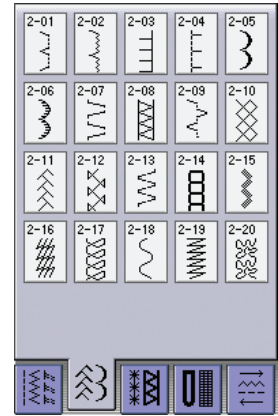
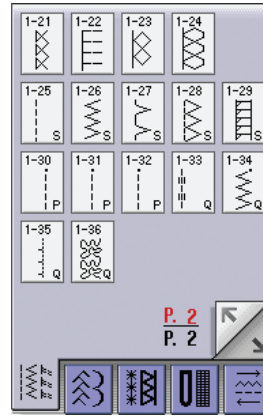
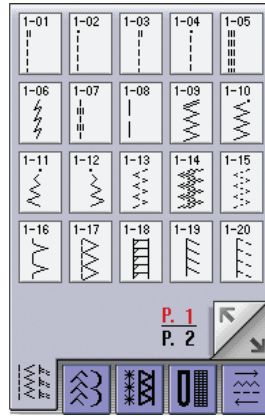
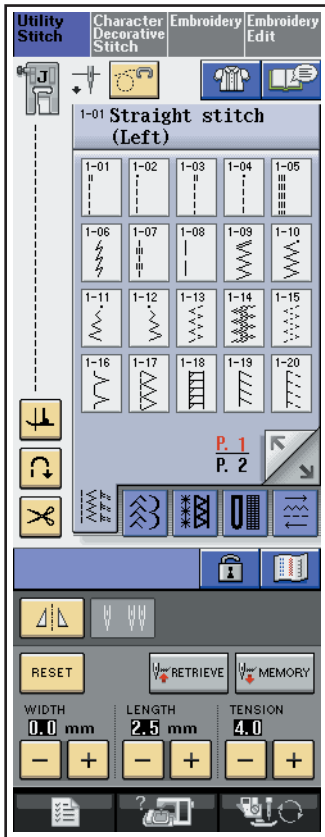
# Nähmuster-Übersicht

## Overzicht van de steekpatronen

## Resumen de tipos de puntada



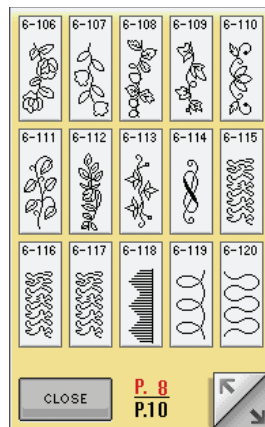
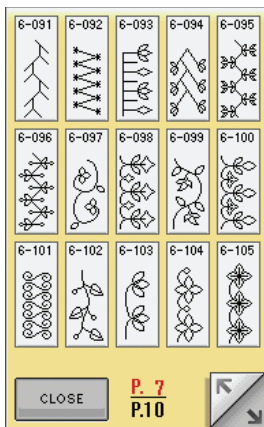
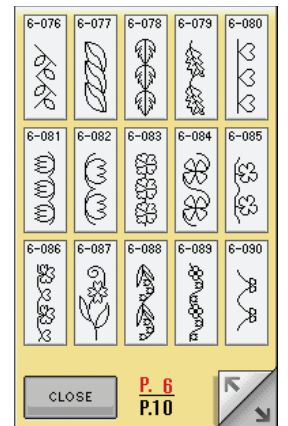
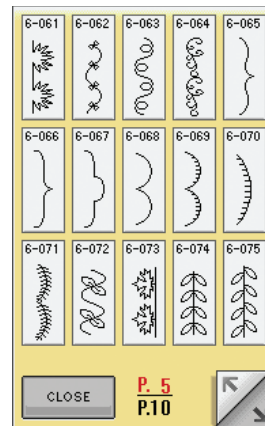
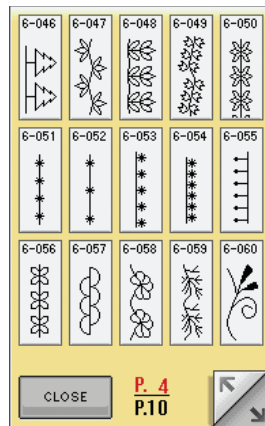
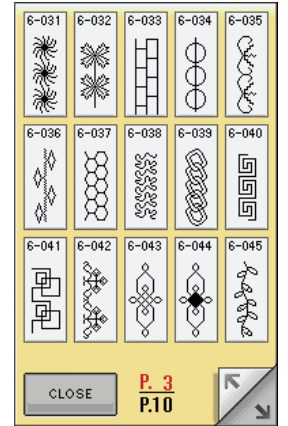
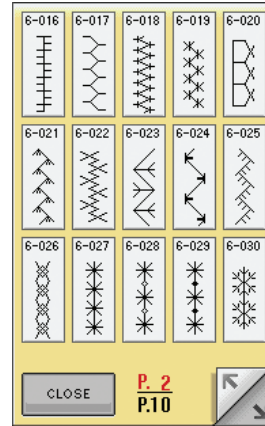
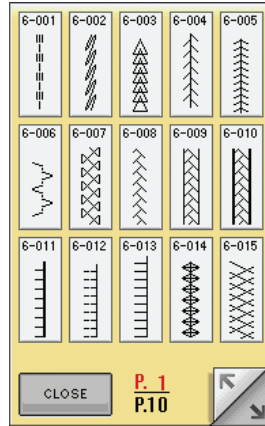
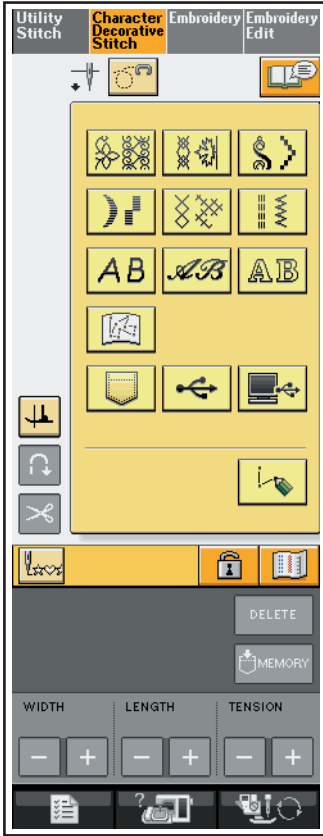
- ◆ Utility Stitches
- ◆ Points utilitaires
- ◆ Punti utili

- ◆ Nutzstiche
- ◆ Naaisteken
- ◆ Puntadas utiles



- ◆ Character/Decorative Stitches
- ◆ Caractères/points décoratifs
- ◆ Puntis per caratteri/decorazioni

- ◆ Zeichenstichmuster/Dekorative Stichmuster
- ◆ Letter/decoratieve steken
- ◆ Puntadas de letras/decorativas







7-01	7-02	7-03	7-04	7-05
7-06	7-07	7-08	7-09	7-10
7-11	7-12	7-13	7-14	7-15

CLOSE P. 1 P. 5

7-16	7-17	7-18	7-19	7-20
7-21	7-22	7-23	7-24	7-25
7-26	7-27	7-28	7-29	7-30

CLOSE P. 2 P. 5

7-31	7-32	7-33	7-34	7-35
7-36	7-37	7-38	7-39	7-40
7-41	7-42	7-43	7-44	7-45

CLOSE P. 3 P. 5

7-46	7-47	7-48	7-49	7-50
7-51	7-52	7-53	7-54	7-55
7-56	7-57	7-58	7-59	7-60

CLOSE P. 4 P. 5

7-61	7-62	7-63	7-64	7-65
7-66	7-67	7-68	7-69	7-70
7-71	7-72	7-73		

CLOSE P. 5 P. 5



8-01	8-02	8-03	8-04	8-05
8-06	8-07	8-08	8-09	8-10
8-11	8-12	8-13	8-14	8-15

CLOSE P. 1 P. 5

8-16	8-17	8-18	8-19	8-20
8-21	8-22	8-23	8-24	8-25
8-26	8-27	8-28	8-29	8-30

CLOSE P. 2 P. 5

8-31	8-32	8-33	8-34	8-35
8-36	8-37	8-38	8-39	8-40
8-41	8-42	8-43	8-44	8-45

CLOSE P. 3 P. 5

8-46	8-47	8-48	8-49	8-50
8-51	8-52	8-53	8-54	8-55
8-56	8-57	8-58	8-59	8-60

CLOSE P. 4 P. 5

8-61	8-62	8-63		
------	------	------	--	--

CLOSE P. 5 P. 5



9-01	9-02	9-03	9-04	9-05
9-06	9-07	9-08	9-09	9-10
9-11	9-12	9-13	9-14	9-15
9-16	9-17	9-18	9-19	9-20

CLOSE



10-01	10-02	10-03	10-04	10-05
10-06	10-07	10-08	10-09	10-10
10-11	10-12	10-13	10-14	10-15
		10-16	10-17	

CLOSE



11-01	11-02	11-03	11-04	11-05
11-06	11-07	11-08	11-09	11-10
11-11	11-12	11-13	11-14	11-15
11-16	11-17	11-18	11-19	11-20
11-21	11-22	11-23	11-24	

CLOSE P. 1 P. 3

11-25	11-26	11-27	11-28	11-29
11-30	11-31	11-32	11-33	11-34
11-35	11-36	11-37	11-38	11-39
11-40	11-41	11-42	11-43	11-44
11-45	11-46	11-47	11-48	

CLOSE P. 2 P. 3

11-49	11-50	11-51	11-52	11-53
11-54	11-55	11-56	11-57	11-58
11-59	11-60	11-61	11-62	11-63

CLOSE P. 3 P. 3

AB

A	B	C	D	E
F	G	H	I	J
K	L	M	N	O
P	Q	R	S	T
U	V	W	X	Y
Z			'	-

CLOSE

ABC abc 0-9?! ÄÄä

a	b	c	d	e
f	g	h	i	j
k	l	m	n	o
p	q	r	s	t
u	v	w	x	y
z			'	-

CLOSE

ABC abc 0-9?! ÄÄä

0	1	2	3	4
5	6	7	8	9
&	?	!	(	)
'	,	.	-	-

CLOSE

ABC abc 0-9?! ÄÄä

Ä	Å	Æ	Ñ	Ö
Ø	Ç	U	ä	à
á	æ	ë	è	é
ê	ñ	ö	ò	ø
ì	ç	ü	ù	ß
			'	-

CLOSE

ABC abc 0-9?! ÄÄä

AB

A	B	C	D	E
F	G	H	I	J
K	L	M	N	O
P	Q	R	S	T
U	V	W	X	Y
Z			'	-

CLOSE

ABC abc 0-9?! ÄÄä

a	b	c	d	e
f	g	h	i	j
k	l	m	n	o
p	q	r	s	t
u	v	w	x	y
z			'	-

CLOSE

ABC abc 0-9?! ÄÄä

0	1	2	3	4
5	6	7	8	9
&	?	!	(	)
'	,	.	-	-

CLOSE

ABC abc 0-9?! ÄÄä

Ä	Å	Æ	Ñ	Ö
Ø	Ç	U	ä	à
á	æ	ë	è	é
ê	ñ	ö	ò	ø
ì	ç	ü	ù	ß
			'	-

CLOSE

ABC abc 0-9?! ÄÄä

AB

A	B	C	D	E
F	G	H	I	J
K	L	M	N	O
P	Q	R	S	T
U	V	W	X	Y
Z			'	-

CLOSE

ABC abc 0-9?! ÄÄä

a	b	c	d	e
f	g	h	i	j
k	l	m	n	o
p	q	r	s	t
u	v	w	x	y
z			'	-

CLOSE

ABC abc 0-9?! ÄÄä

0	1	2	3	4
5	6	7	8	9
&	?	!	(	)
'	,	.	-	-

CLOSE

ABC abc 0-9?! ÄÄä



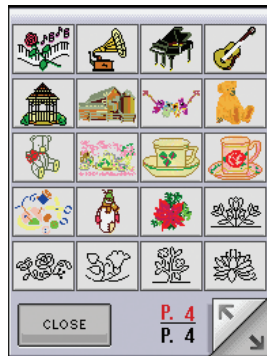
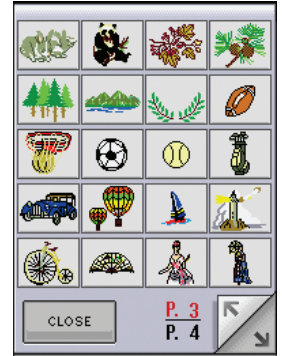


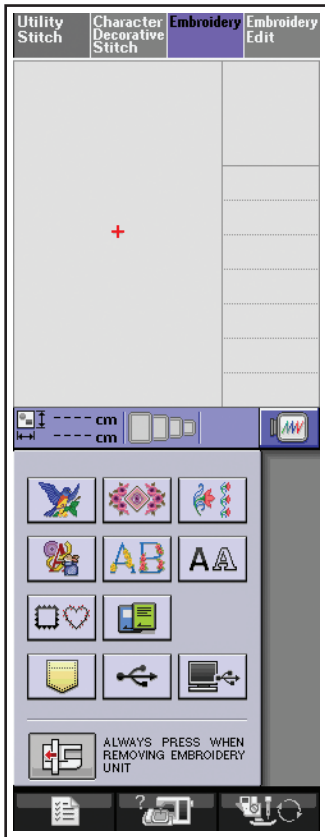
Ä	Å	Æ	Ñ	Ö
Ø	Ç	U	ä	à
á	æ	ë	è	é
ê	ñ	ö	ò	ø
ì	ç	ü	ù	ß
			'	-

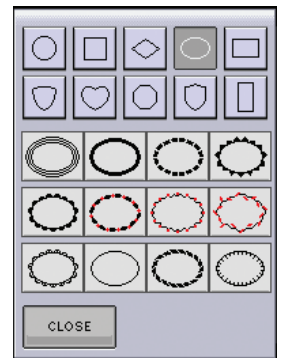
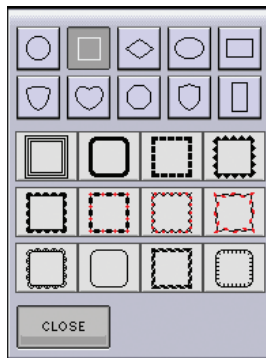
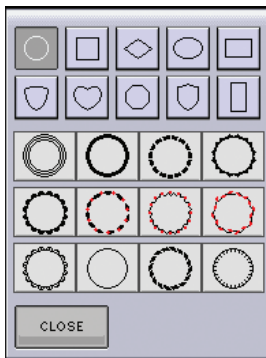
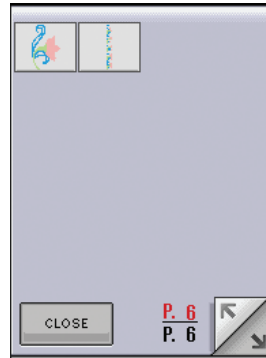


CLOSE

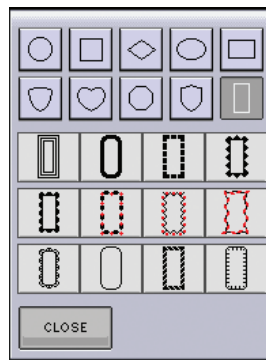
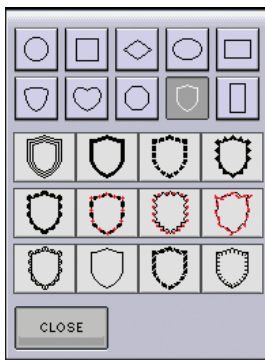
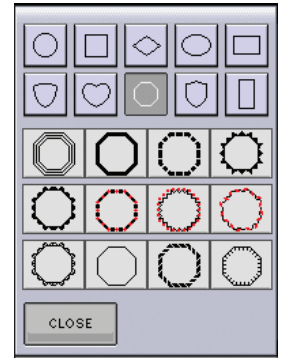

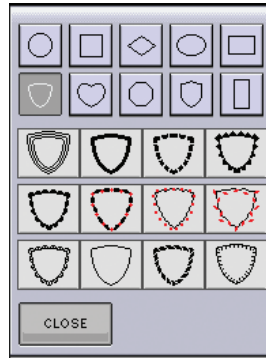
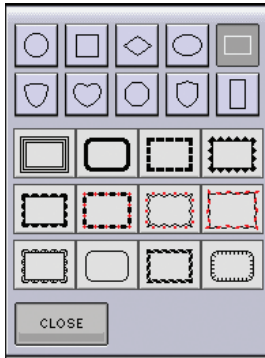
ABC abc 0-9?! ÄÄä

- ◆ Embroidery Patterns
- ◆ Motifs de broderie
- ◆ Schemi di ricamo

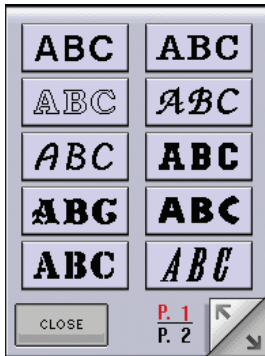
- ◆ Stickmuster
- ◆ Borduurpatronen
- ◆ Patrones de bordado







AA



ABC



ABC

A	B	C	D	E
F	G	H	I	J
K	L	M	N	O
P	Q	R	S	T
U	V	W	X	Y
CLOSE	Z	'	_	

ABC abc 0-9?! ÄÅä

a	b	c	d	e
f	g	h	i	j
k	l	m	n	o
p	q	r	s	t
u	v	w	x	y
CLOSE	Z	'	_	

ABC abc 0-9?! ÄÅä

0	1	2	3	4
5	6	7	8	9
&	?	!	(	)
'	,	.	-	_
/				
CLOSE				

ABC abc 0-9?! ÄÅä

Ä	Å	Æ	Ñ		
Ö	Ø	Ç	Û	ä	
à	á	â	æ	ë	
è	é	ê	ñ	ö	
ò	ø	ì	ç	ü	
CLOSE				ù	ß

ABC abc 0-9?! ÄÅä

ABC

A	B	C	D	E
F	G	H	I	J
K	L	M	N	O
P	Q	R	S	T
U	V	W	X	Y
CLOSE	Z	'	_	

ABC abc 0-9?! ÄÅä

a	b	c	d	e
f	g	h	i	j
k	l	m	n	o
p	q	r	s	t
u	v	w	x	y
CLOSE	Z	'	_	

ABC abc 0-9?! ÄÅä

0	1	2	3	4
5	6	7	8	9
&	?	!	(	)
'	,	.	-	_
/				
CLOSE				

ABC abc 0-9?! ÄÅä

Ä	Å	Æ	Ñ		
Ö	Ø	Ç	Û	ä	
à	á	â	æ	ë	
è	é	ê	ñ	ö	
ò	ø	ì	ç	ü	
CLOSE				ù	ß

ABC abc 0-9?! ÄÅä

ABC

A	B	C	D	E
F	G	H	I	J
K	L	M	N	O
P	Q	R	S	T
U	V	W	X	Y
CLOSE	Z	'	_	

ABC abc 0-9?! ÄÅä

a	b	c	d	e
f	g	h	i	j
k	l	m	n	o
p	q	r	s	t
u	v	w	x	y
CLOSE	Z	'	_	

ABC abc 0-9?! ÄÅä

0	1	2	3	4
5	6	7	8	9
&	?	!	(	)
'	,	.	-	_
/				
CLOSE				

ABC abc 0-9?! ÄÅä

Ä	Å	Æ	Ñ		
Ö	Ø	Ç	Û	ä	
à	á	â	æ	ë	
è	é	ê	ñ	ö	
ò	ø	ì	ç	ü	
CLOSE				ù	ß

ABC abc 0-9?! ÄÅä

ABC

A	B	C	D	E
F	G	H	I	J
K	L	M	N	O
P	Q	R	S	T
U	V	W	X	Y
CLOSE	Z	'	_	

ABC abc 0-9?! ÄÅä

a	b	c	d	e
f	g	h	i	j
k	l	m	n	o
p	q	r	s	t
u	v	w	x	y
CLOSE	Z	'	_	

ABC abc 0-9?! ÄÅä

0	1	2	3	4
5	6	7	8	9
&	?	!	(	)
'	,	.	-	_
/				
CLOSE				

ABC abc 0-9?! ÄÅä

Ä	Å	Æ	Ñ		
Ö	Ø	Ç	Û	ä	
à	á	â	æ	ë	
è	é	ê	ñ	ö	
ò	ø	ì	ç	ü	
CLOSE				ù	ß

ABC abc 0-9?! ÄÅä

**ABC**

A	B	C	D	E
F	G	H	I	J
K	L	M	N	O
P	Q	R	S	T
U	V	W	X	Y
CLOSE	Z	'	_	
ABC	abc	0-9?!-	ÄÅä-	

a	b	c	d	e
f	g	h	i	j
k	l	m	n	o
p	q	r	s	t
u	v	w	x	y
CLOSE	Z	'	_	
ABC	abc	0-9?!-	ÄÅä-	

0	1	2	3	4
5	6	7	8	9
&	?	!	(	)
'	,	.	-	_
/				
CLOSE				
ABC	abc	0-9?!-	ÄÅä-	

Ä	Á	Â	Æ	Ñ	
Ö	Ø	Ç	Ü	ä	
à	á	â	æ	ë	
è	é	ê	ñ	ö	
ò	ø	ì	ç	ü	
CLOSE				ù	ß
ABC	abc	0-9?!-	ÄÅä-		

*ABC*

À	Á	Â	Ã	Ä
Å	Æ	Ç	Ð	Ñ
Ò	Ó	Ô	Õ	Ö
×	Ø	Ù	Ú	Û
Ü	Ý	Þ	ß	
CLOSE	Z	'	_	
ABC	abc	0-9?!-	ÄÅä-	

à	á	â	ã	ä
å	æ	ç	ð	ñ
ò	ó	ô	õ	ö
×	ø	ù	ú	û
ü	ý	þ	ß	
CLOSE	Z	'	_	
ABC	abc	0-9?!-	ÄÅä-	

0	1	2	3	4
5	6	7	8	9
&	?	!	(	)
'	,	.	-	_
/				
CLOSE				
ABC	abc	0-9?!-	ÄÅä-	

À	Á	Â	Æ	Ñ	
Ö	Ø	Ç	Ü	ä	
à	á	â	æ	ë	
è	é	ê	ñ	ö	
ò	ø	ì	ç	ü	
CLOSE				ù	ß
ABC	abc	0-9?!-	ÄÅä-		

**ABC**

A	B	C	D	E
F	G	H	I	J
K	L	M	N	O
P	Q	R	S	T
U	V	W	X	Y
CLOSE	Z	'	_	
ABC	abc	0-9?!-	ÄÅä-	

a	b	c	d	e
f	g	h	i	j
k	l	m	n	o
p	q	r	s	t
u	v	w	x	y
CLOSE	Z	'	_	
ABC	abc	0-9?!-	ÄÅä-	

0	1	2	3	4
5	6	7	8	9
&	?	!	(	)
'	,	.	-	_
/				
CLOSE				
ABC	abc	0-9?!-	ÄÅä-	

Ä	Á	Â	Æ	Ñ	
Ö	Ø	Ç	Ü	ä	
à	á	â	æ	ë	
è	é	ê	ñ	ö	
ò	ø	ì	ç	ü	
CLOSE				ù	ß
ABC	abc	0-9?!-	ÄÅä-		

**ABC**

A	B	C	D	E
F	G	H	I	J
K	L	M	N	O
P	Q	R	S	T
U	V	W	X	Y
CLOSE	Z	'	_	
ABC	abc	0-9?!-	ÄÅä-	

a	b	c	d	e
f	g	h	i	j
k	l	m	n	o
p	q	r	s	t
u	v	w	x	y
CLOSE	Z	'	_	
ABC	abc	0-9?!-	ÄÅä-	

0	1	2	3	4
5	6	7	8	9
&	?	!	(	)
'	,	.	-	_
/				
CLOSE				
ABC	abc	0-9?!-	ÄÅä-	

Ä	Á	Â	Æ	Ñ	
Ö	Ø	Ç	Ü	ä	
à	á	â	æ	ë	
è	é	ê	ñ	ö	
ò	ø	ì	ç	ü	
CLOSE				ù	ß
ABC	abc	0-9?!-	ÄÅä-		

**ABC**

A	B	C	D	E
F	G	H	I	J
K	L	M	N	O
P	Q	R	S	T
U	V	W	X	Y
CLOSE	Z	'	_	
ABC	abc	0-9?!-	ÄÅä-	

a	b	c	d	e
f	g	h	i	j
k	l	m	n	o
p	q	r	s	t
u	v	w	x	y
CLOSE	z	'	_	
ABC	abc	0-9?!-	ÄÅä-	

0	1	2	3	4
5	6	7	8	9
&	?	!	(	)
'	,	.	-	_
/				
CLOSE				
ABC	abc	0-9?!-	ÄÅä-	

Ä	Á	Â	Æ	Ñ	
Û	Ø	Ç	Ü	ä	
à	á	â	æ	ë	
è	é	ê	ñ	ö	
ò	ø	ì	ç	ü	
CLOSE				ù	ß
ABC	abc	0-9?!-	ÄÅä-		

**ABC**

A	B	C	D	E
F	G	H	I	J
K	L	M	N	O
P	Q	R	S	T
U	V	W	X	Y
CLOSE	Z	'	_	
ABC	abc	0-9?!-		

a	b	c	d	e
f	g	h	i	j
k	l	m	n	o
p	q	r	s	t
u	v	w	x	y
CLOSE	z	'	_	
ABC	abc	0-9?!-		

0	1	2	3	4
5	6	7	8	9
&	?	!	(	)
'	,	.	-	_
/				
CLOSE				
ABC	abc	0-9?!-		

**ABCDE**

A	B	C	D	E
F	G	H	I	J
K	L	M	N	O
P	Q	R	S	T
U	V	W	X	Y
CLOSE	Z	'	_	
ABC	abc	0-9?!-	ÄÅä-	

a	b	c	d	e
f	g	h	i	j
k	l	m	n	o
p	q	r	s	t
u	v	w	x	y
CLOSE	z	'	_	
ABC	abc	0-9?!-	ÄÅä-	

0	1	2	3	4
5	6	7	8	9
&	?	!	(	)
'	,	.	-	_
/				
CLOSE				
ABC	abc	0-9?!-	ÄÅä-	

Ä	Á	Â	Æ	Ñ	
Ö	Ø	Ç	Ü	ä	
à	á	â	æ	ë	
è	é	ê	ñ	ö	
ò	ø	ì	ç	ü	
CLOSE				ù	ß
ABC	abc	0-9?!-	ÄÅä-		

**ABCDE**

A	B	C	D	E
F	G	H	I	J
K	L	M	N	O
P	Q	R	S	T
U	V	W	X	Y
CLOSE	Z	'	_	
ABC	abc	0-9?!-	ÄÅä-	

a	b	c	d	e
f	g	h	i	j
k	l	m	n	o
p	q	r	s	t
u	v	w	x	y
CLOSE	z	'	_	
ABC	abc	0-9?!-	ÄÅä-	

0	1	2	3	4
5	6	7	8	9
&	?	!	(	)
'	,	.	-	_
/				
CLOSE				
ABC	abc	0-9?!-	ÄÅä-	

Ä	Á	Â	Æ	Ñ	
Ö	Ø	Ç	Ü	ä	
à	á	â	æ	ë	
è	é	ê	ñ	ö	
ò	ø	ì	ç	ü	
CLOSE				ù	ß
ABC	abc	0-9?!-	ÄÅä-		



# Embroidery Pattern Color Change Table

Tableau de changement de couleur des motifs de broderie

Tabella di cambiamento colori degli schemi di ricamo

# Stickmuster-Farbtabelle

Kleurwijzigingstabel voor de borduurpatronen

Tabla de cambio de color para patrones de bordado

- ◆ Embroidery patterns
- ◆ Motifs de broderie
- ◆ Schemi di ricamo

- ◆ Stickmuster
- ◆ Borduurpatronen
- ◆ Patrones de bordado



No. 1

13min	
1	(085)
2	(086)
3	(513)
4	(507)
Size	
↓9.5cm ↔9.6cm	

EMBROIDERY



No. 5

7min	
1	(027)
2	(208)
3	(209)
4	(058)
5	(507)
6	(209)
Size	
↓10.1cm ↔9.9cm	



No.10

16min	
1	(339)
2	(534)
3	(707)
4	(812)
5	(810)
6	(124)
7	(707)
Size	
↓8.6cm ↔6.0cm	



No. 2

29min	
1	(513)
2	(507)
3	(085)
4	(086)
5	(208)
6	(209)
7	(058)
Size	
↓24.5cm ↔15.6cm	



No. 6

13min	
1	(079)
2	(086)
3	(205)
4	(517)
5	(406)
6	(517)
Size	
↓8.4cm ↔8.4cm	



No.11

7min	
1	(517)
2	(339)
3	(707)
4	(017)
5	(812)
6	(206)
7	(348)
8	(707)
Size	
↓7.6cm ↔3.9cm	



No. 7

18min	
1	(507)
2	(515)
3	(001)
4	(810)
5	(107)
6	(513)
Size	
↓9.6cm ↔8.2cm	



No.12

9min	
1	(513)
2	(515)
3	(502)
4	(205)
5	(214)
6	(058)
Size	
↓7.6cm ↔5.5cm	



No. 3

18min	
1	(515)
2	(612)
3	(010)
4	(612)
5	(027)
6	(058)
7	(206)
8	(208)
9	(058)
Size	
↓9.4cm ↔9.6cm	



No. 8

15min	
1	(513)
2	(027)
3	(612)
4	(810)
5	(614)
6	(001)
Size	
↓9.6cm ↔7.5cm	




No.13

14min	
1	(515)
2	(058)
3	(208)
4	(209)
5	(323)
6	(058)
7	(010)
8	(405)
9	(058)
Size	
↓6.7cm ↔6.7cm	



No. 4

48min	
1	(515)
2	(612)
3	(010)
4	(612)
5	(206)
6	(208)
7	(027)
8	(058)
Size	
↓25.7cm ↔15.6cm	



No. 9

17min	
1	(509)
2	(534)
3	(513)
4	(070)
5	(420)
6	(406)
7	(058)
Size	
↓8.1cm ↔9.5cm	



No.14

22min	
1	(019)
2	(800)
3	(007)
4	(800)
5	(007)
Size	
↓7.9cm ↔7.7cm	



**No.15** **7min**

1	(800)
2	(107)
3	(534)
4	(515)
5	(205)
6	(058)
7	(079)
8	(085)

Size  
 ⇅4.4cm ⇅5.8cm



**No.20** **6min**

1	(612)
2	(515)

Size  
 ⇅7.0cm ⇅6.1cm



**No.25** **10min**

1	(502)
2	(027)
3	(612)
4	(810)
5	(070)

Size  
 ⇅9.6cm ⇅8.7cm



**No.16** **9min**

1	(214)
2	(323)
3	(214)
4	(058)
5	(507)
6	(205)
7	(079)

Size  
 ⇅4.4cm ⇅7.4cm



**No.21** **10min**

1	(513)
2	(085)
3	(807)
4	(507)
5	(209)
6	(206)
7	(807)

Size  
 ⇅5.2cm ⇅8.5cm



**No.26** **9min**

1	(810)
2	(205)
3	(502)
4	(017)
5	(612)

Size  
 ⇅7.6cm ⇅8.1cm



**No.17** **18min**

1	(001)
2	(339)
3	(843)
4	(058)
5	(534)
6	(010)
7	(079)
8	(515)
9	(534)
10	(328)
11	(323)
12	(502)
13	(507)
14	(019)
15	(205)
16	(107)

Size  
 ⇅9.5cm ⇅8.5cm



**No.22** **22min**

1	(214)
2	(517)
3	(509)
4	(810)
5	(807)
6	(707)
7	(017)
8	(307)
9	(509)
10	(214)
11	(810)
12	(807)
13	(707)

Size  
 ⇅9.6cm ⇅7.2cm



**No.27** **2min**

1	(502)
2	(070)
3	(810)

Size  
 ⇅1.5cm ⇅9.6cm



**No.28** **6min**

1	(807)
---	-------

Size  
 ⇅15.6cm ⇅12.3cm



**No.18** **6min**

1	(509)
2	(542)
3	(070)
4	(810)
5	(206)


Size  
 ⇅9.6cm ⇅7.2cm



**No.23** **15min**

1	(214)
2	(517)
3	(509)
4	(707)
5	(810)
6	(807)
7	(707)

Size  
 ⇅7.4cm ⇅5.9cm



**No.29** **1min**

1	(612)
---	-------

Size  
 ⇅9.5cm ⇅9.5cm



**No.19** **5min**

1	(507)
2	(515)
3	(085)
4	(086)


Size  
 ⇅7.5cm ⇅5.8cm



**No.24** **6min**

1	(214)
2	(517)
3	(509)
4	(810)
5	(807)
6	(707)

Size  
 ⇅5.5cm ⇅3.2cm




**No.30** **1min**

1	(612)
---	-------

Size  
 ⇅7.1cm ⇅7.2cm


Embroidery Pattern Color Change Table  
 Stickmuster-Farbtabelle  
 Tableau de changement de couleur des motifs de broderie  
 Kleurwijzigingstabel voor de borduurpatronen  
 Tabella di cambiamento colori degli schemi di ricamo  
 Tabla de cambio de color para patrones de bordado

No.31 **7min**




1 (085)  
 Size  
 ⇅ 8.4cm ⇅ 9.3cm

No.37 **13min**




1 (843)  
 2 (214)  
 3 (339)  
 4 (339)  
 5 (058)  
 6 (900)  
 Size  
 ⇅ 9.7cm ⇅ 4.6cm

No.42 **17min**




1 (001)  
 2 (010)  
 3 (843)  
 4 (513)  
 5 (058)  
 6 (704)  
 7 (900)  
 Size  
 ⇅ 7.5cm ⇅ 6.5cm

No.32 **3min**




1 (027)  
 Size  
 ⇅ 5.4cm ⇅ 5.0cm

No.38 **20min**




1 (843)  
 2 (328)  
 3 (323)  
 4 (323)  
 5 (058)  
 6 (900)  
 Size  
 ⇅ 7.5cm ⇅ 9.7cm

No.43 **10min**




1 (214)  
 2 (812)  
 3 (058)  
 4 (807)  
 5 (058)  
 Size  
 ⇅ 7.6cm ⇅ 9.4cm

No.33 **7min**




1 (502)  
 Size  
 ⇅ 6.5cm ⇅ 7.7cm

No.39 **26min**




1 (001)  
 2 (307)  
 3 (707)  
 4 (900)  
 5 (515)  
 6 (030)  
 Size  
 ⇅ 7.7cm ⇅ 9.5cm

No.44 **9min**



1 (509)  
 2 (323)  
 3 (058)  
 4 (323)  
 5 (058)  
 6 (513)  
 7 (507)  
 8 (509)  
 Size  
 ⇅ 7.6cm ⇅ 9.6cm

No.34 **11min**




1 (620)  
 2 (007)  
 3 (707)  
 4 (208)  
 5 (107)  
 Size  
 ⇅ 7.7cm ⇅ 9.2cm

No.45 **9min**




1 (323)  
 2 (507)  
 3 (513)  
 4 (507)  
 Size  
 ⇅ 6.2cm ⇅ 7.8cm

No.35 **19min**




1 (843)  
 2 (208)  
 3 (030)  
 4 (405)  
 5 (007)  
 6 (900)  
 7 (030)  
 8 (208)  
 9 (339)  
 10 (515)  
 Size  
 ⇅ 9.5cm ⇅ 9.0cm

No.40 **18min**




1 (001)  
 2 (328)  
 3 (214)  
 4 (323)  
 5 (079)  
 6 (058)  
 Size  
 ⇅ 7.3cm ⇅ 6.5cm

No.46 **9min**




1 (017)  
 2 (509)  
 3 (513)  
 4 (517)  
 5 (420)  
 6 (509)  
 7 (507)  
 Size  
 ⇅ 3.6cm ⇅ 9.4cm

No.36 **8min**



1 (001)  
 2 (010)  
 3 (515)  
 4 (030)  
 5 (339)  
 6 (900)  
 Size  
 ⇅ 5.7cm ⇅ 5.8cm

No.41 **17min**



1 (001)  
 2 (124)  
 3 (005)  
 4 (817)  
 5 (707)  
 Size  
 ⇅ 5.6cm ⇅ 9.5cm

No.47 **3min**



1 (515)  
 2 (058)  
 Size  
 ⇅ 4.8cm ⇅ 9.3cm



No.48 3min  
 1 (339)  
 2 (001)  
 3 (900)  
 Size  
 ↓3.6cm ↔2.9cm




No.49 4min  
 1 (800)  
 2 (214)  
 3 (900)  
 4 (843)  
 Size  
 ↓3.6cm ↔4.2cm



No.50 3min  
 1 (001)  
 2 (900)  
 Size  
 ↓3.1cm ↔3.0cm



No.51 1min  
 1 (010)  
 2 (900)  
 Size  
 ↓2.3cm ↔2.3cm



No.52 5min  
 1 (010)  
 2 (704)  
 3 (707)  
 4 (900)  
 Size  
 ↓6.5cm ↔2.7cm



No.53 18min  
 1 (208)  
 2 (502)  
 3 (005)  
 4 (707)  
 5 (405)  
 6 (323)  
 7 (900)  
 Size  
 ↓4.8cm ↔9.6cm



No.54 17min  
 1 (205)  
 2 (534)  
 3 (513)  
 4 (030)  
 5 (339)  
 6 (058)  
 7 (900)  
 Size  
 ↓9.7cm ↔8.2cm




No.55 2min  
 1 (019)  
 2 (800)  
 3 (405)  
 4 (205)  
 5 (900)  
 Size  
 ↓3.1cm ↔2.7cm



No.56 11min  
 1 (001)  
 2 (070)  
 3 (843)  
 4 (005)  
 5 (323)  
 6 (001)  
 7 (900)  
 8 (205)  
 Size  
 ↓4.9cm ↔6.0cm




No.57 7min  
 1 (900)  
 2 (843)  
 3 (900)  
 4 (005)  
 5 (328)  
 6 (058)  
 7 (704)  
 8 (900)  
 Size  
 ↓8.1cm ↔9.5cm



No.58 15min  
 1 (107)  
 2 (027)  
 3 (001)  
 4 (010)  
 5 (323)  
 6 (058)  
 7 (900)  
 8 (515)  
 Size  
 ↓5.0cm ↔9.6cm



No.59 15min  
 1 (307)  
 2 (001)  
 3 (328)  
 4 (810)  
 5 (070)  
 6 (900)  
 7 (086)  
 Size  
 ↓9.5cm ↔8.1cm



No.60 41min  
 1 (010)  
 2 (307)  
 3 (070)  
 4 (405)  
 5 (001)  
 6 (005)  
 7 (058)  
 8 (328)  
 9 (058)  
 10 (900)  
 Size  
 ↓17.5cm ↔9.8cm



No.61 17min  
 1 (001)  
 2 (007)  
 3 (900)  
 4 (515)  
 5 (086)  
 6 (612)  
 7 (900)  
 Size  
 ↓8.1cm ↔9.7cm



No.62 12min  
 1 (339)  
 2 (208)  
 3 (010)  
 4 (058)  
 5 (900)  
 6 (707)  
 7 (005)  
 8 (339)  
 9 (058)  
 10 (900)  
 Size  
 ↓8.4cm ↔7.4cm




No.63 22min  
 1 (001)  
 2 (205)  
 3 (058)  
 4 (900)  
 5 (707)  
 6 (900)  
 Size  
 ↓9.3cm ↔9.5cm



No.64 8min  
 1 (214)  
 2 (005)  
 3 (058)  
 4 (339)  
 5 (323)  
 6 (900)  
 7 (005)  
 8 (323)  
 9 (900)  
 10 (001)  
 Size  
 ↓7.1cm ↔7.3cm

Embroidery Pattern Color Change Table  
 Stickmuster-Farbtabelle  
 Tableau de changement de couleur des motifs de broderie  
 Kleurwijzigingstabel voor de borduurpatronen  
 Tabella di cambiamento colori degli schemi di ricamo  
 Tabla de cambio de color para patrones de bordado

**No.65** **24min**



1	(027)
2	(515)
3	(214)
4	(339)
5	(010)
6	(900)
7	(339)
8	(058)
9	(010)
10	(900)

Size  
 ↓8.3cm ↔9.4cm

**No.70** **44min**




*Tea Party*

1	(010)
2	(027)
3	(323)
4	(058)
5	(010)
6	(027)
7	(070)
8	(515)
9	(085)

Size  
 ↓11.6cm ↔17.5cm


**No.75** **9min**



1	(515)
2	(519)
3	(513)
4	(807)
5	(800)
6	(107)

Size  
 ↓4.6cm ↔5.3cm


**No.66** **28min**



1	(339)
2	(328)
3	(214)
4	(323)
5	(058)
6	(843)
7	(704)
8	(707)
9	(005)
10	(323)
11	(058)
12	(005)

Size  
 ↓6.2cm ↔9.6cm


**No.71** **13min**



1	(107)
2	(010)
3	(307)
4	(843)
5	(515)
6	(323)
7	(107)

Size  
 ↓6.6cm ↔9.6cm


**No.76** **1min**



1	(900)
---	-------

Size  
 ↓3.1cm ↔5.4cm


**No.67** **16min**



1	(214)
2	(333)
3	(612)
4	(107)
5	(001)
6	(019)
7	(205)
8	(339)
9	(502)
10	(005)
11	(085)
12	(800)
13	(614)
14	(900)
15	(205)

Size  
 ↓8.2cm ↔16.6cm


**No.72** **14min**



1	(515)
2	(534)
3	(085)
4	(079)
5	(124)
6	(800)
7	(328)
8	(339)

Size  
 ↓7.4cm ↔9.6cm

**No.77** **1min**



1	(900)
---	-------

Size  
 ↓3.1cm ↔6.3cm


**No.68** **16min**



1	(339)
2	(337)
3	(209)
4	(126)
5	(707)

Size  
 ↓7.5cm ↔6.8cm

**No.73** **7min**



1	(079)
2	(509)
3	(339)
4	(812)
5	(405)

Size  
 ↓6.4cm ↔9.1cm


**No.78** **1min**



1	(900)
---	-------

Size  
 ↓3.1cm ↔4.6cm


**★No.69** **6min**



1	(509)
2	(509)
3	(509)
4	(812)
5	(086)
6	(800)
7	(707)

Size  
 ↓7.1cm ↔5.5cm


**No.74** **16min**



1	(001)
2	(307)
3	(086)
4	(214)
5	(337)
6	(509)
7	(513)
8	(058)

Size  
 ↓9.6cm ↔5.7cm

**No.79** **1min**



1	(900)
---	-------

Size  
 ↓3.8cm ↔4.2cm

**No.80** **1min**




1	(900)
---	-------

Size  
 ↓3.5cm ↔4.9cm

★ Refer to the operation manual for the sewing machine for details on how to embroider appliqué No. 69.  
 ★ Für Einzelheiten zum Sticken der Applikationen 69 wird auf die Bedienungsanleitung der Nähmaschine verwiesen.  
 ★ Se reporter au mode d'emploi de la machine à coudre pour la façon de broder le appliqué No. 69.  
 ★ Zie de bedieningshandleiding van de naaimachine voor nadere bijzonderheden betreffende het borduren van de appliqué's Nr. 69.  
 ★ Per i dettagli su come ricamare le applicazioni No. 69, far riferimento al manuale d'istruzioni della macchina per cucire.  
 ★ Consulte el manual de instrucciones de la máquina de coser por detalles sobre como bordar los aplique No. 69.

- ◆ Heirloom patterns
- ◆ Motifs à l'ancienne
- ◆ Schemi decorativi tradizionali

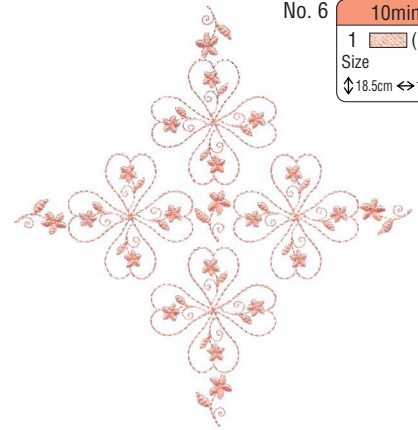
- ◆ Hohlsaum-Stichmuster
- ◆ Erfstuckpatronen
- ◆ Patrones de broches y adornos



No. 1 **52min**

1	(517)
2	(027)
3	(613)
4	(810)
5	(612)
6	(613)
7	(058)
8	(804)

Size  
↕ 26.1cm ↔ 17.0cm



No. 6 **10min**

1	(124)
---	-------

Size  
↕ 18.5cm ↔ 17.4cm



No. 4 **34min**

1	(810)
2	(307)
3	(517)
4	(027)
5	(613)
6	(810)
7	(612)
8	(613)
9	(058)

Size  
↕ 12.3cm ↔ 17.4cm



No. 7 **30min**

1	(027)
2	(085)
3	(807)

Size  
↕ 17.0cm ↔ 17.0cm



No. 2 **8min**

1	(517)
2	(027)
3	(613)
4	(810)
5	(612)
6	(613)
7	(058)

Size  
↕ 4.7cm ↔ 6.4cm



No. 5 **19min**

1	(079)
2	(124)

Size  
↕ 28.0cm ↔ 9.3cm



No. 3 **15min**

1	(517)
2	(027)
3	(613)
4	(810)
5	(612)
6	(613)
7	(058)
8	(810)

Size  
↕ 9.4cm ↔ 9.5cm


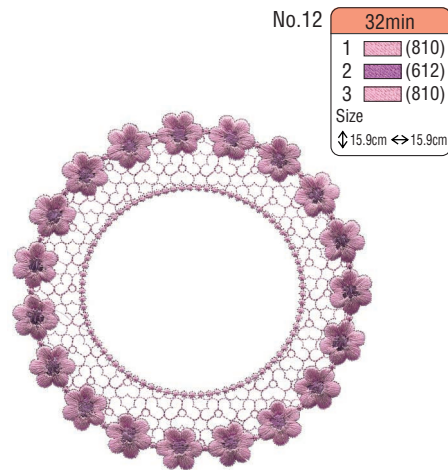
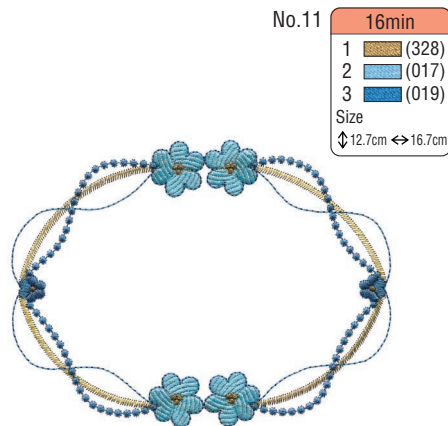


No. 8 **6min**

1	(027)
2	(804)

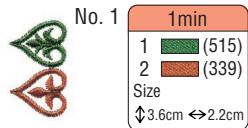
Size  
↕ 9.1cm ↔ 7.2cm

Embroidery Pattern Color Change Table  
 Stickmuster-Farbtabelle  
 Tableau de changement de couleur des motifs de broderie  
 Kleurwijzigingstabel voor de borduurpatronen  
 Tabella di cambiamento colori degli schemi di ricamo  
 Tabla de cambio de color para patrones de bordado

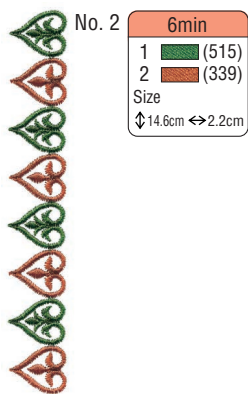


Patterns No.1 – No.15, are designed by Josephine Symons.  
 Muster Nr. 1 – Nr. 15 wurden von Josephine Symons entworfen.  
 Les motifs 1 à 15 ont été conçus par Josephine Symons.  
 De patronen 1 – 15 zijn ontwikkeld door Josephine Symons.  
 I disegni dal N. 1 al N. 15 sono stati realizzati da Josephine Symons.  
 Los patrones del n° 1 al n° 15 han sido diseñados por Josephine Symons.

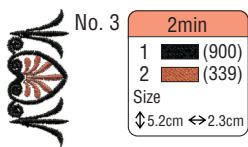
◆ Border patterns  
◆ Motifs de bordure  
◆ Schemi con bordi



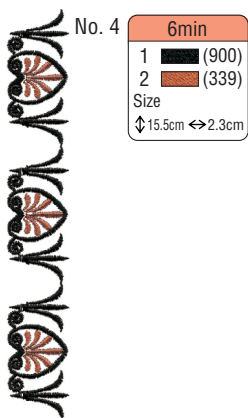
No. 1 **1min**  
1 (515)  
2 (339)  
Size  
↓3.6cm ↔2.2cm



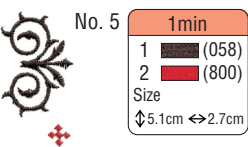
No. 2 **6min**  
1 (515)  
2 (339)  
Size  
↓14.6cm ↔2.2cm



No. 3 **2min**  
1 (900)  
2 (339)  
Size  
↓5.2cm ↔2.3cm



No. 4 **6min**  
1 (900)  
2 (339)  
Size  
↓15.5cm ↔2.3cm



No. 5 **1min**  
1 (058)  
2 (800)  
Size  
↓5.1cm ↔2.7cm

◆ Randmuster  
◆ Randpatronen  
◆ Patrones con bordes



No. 6 **5min**  
1 (058)  
2 (800)  
Size  
↓15.3cm ↔2.7cm



No. 7 **2min**  
1 (620)  
Size  
↓7.9cm ↔1.7cm



No. 8 **4min**  
1 (620)  
Size  
↓15.8cm ↔1.7cm



No. 9 **4min**  
1 (328)  
2 (214)  
Size  
↓7.9cm ↔2.0cm



No.10 **8min**  
1 (328)  
2 (214)  
Size  
↓15.8cm ↔2.0cm



No.11 **4min**  
1 (214)  
2 (058)  
Size  
↓3.9cm ↔2.0cm



No.12 **17min**  
1 (214)  
2 (058)  
Size  
↓15.5cm ↔2.0cm



No.13 **3min**  
1 (030)  
2 (208)  
3 (019)  
4 (307)  
Size  
↓3.8cm ↔1.9cm



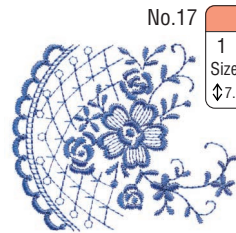
No.14 **13min**  
1 (030)  
2 (208)  
3 (019)  
4 (307)  
Size  
↓15.2cm ↔1.9cm



No.15 **12min**  
1 (058)  
2 (010)  
3 (030)  
Size  
↓7.8cm ↔4.4cm



No.16 **25min**  
1 (058)  
2 (010)  
3 (030)  
Size  
↓15.7cm ↔4.4cm




No.17 **6min**  
1 (070)  
Size  
↓7.1cm ↔8.5cm





No.18 **12min**  
1 (070)  
Size  
↓14.2cm ↔8.5cm





Embroidery Pattern Color Change Table  
 Stickmuster-Farbtabelle  
 Tableau de changement de couleur des motifs de broderie  
 Kleurwijzigingstabel voor de borduurpatronen  
 Tabella di cambiamento colori degli schemi di ricamo  
 Tabla de cambio de color para patrones de bordado


**No.19** **2min**  
 1  (079)  
 Size  
 ↓5.1cm ↔3.7cm







**No.24** **3min**  
 1  (209)  
 Size  
 ↓15.6cm ↔2.0cm





**No.29** **1min**  
 1  (005)  
 Size  
 ↓1.9cm ↔1.6cm





**No.34** **9min**  
 1  (513)  
 2  (030)  
 3  (339)  
 Size  
 ↓16.0cm ↔4.4cm





**No.20** **6min**  
 1  (079)  
 Size  
 ↓15.3cm ↔3.7cm





**No.30** **3min**  
 1  (005)  
 Size  
 ↓15.2cm ↔1.6cm





**No.25** **1min**  
 1  (085)  
 Size  
 ↓3.9cm ↔1.4cm







**No.35** **1min**  
 1  (019)  
 Size  
 ↓3.7cm ↔2.6cm





**No.26** **4min**  
 1  (085)  
 Size  
 ↓15.6cm ↔1.4cm



**No.31** **1min**  
 1  (612)  
 2  (086)  
 3  (534)  
 Size  
 ↓5.2cm ↔2.6cm



**No.36** **1min**  
 1  (019)  
 Size  
 ↓14.8cm ↔2.6cm





**No.21** **1min**  
 1  (810)  
 Size  
 ↓3.1cm ↔2.9cm







**No.22** **5min**  
 1  (810)  
 Size  
 ↓15.5cm ↔2.9cm





**No.27** **1min**  
 1  (843)  
 Size  
 ↓1.9cm ↔1.3cm





**No.32** **5min**  
 1  (612)  
 2  (086)  
 3  (534)  
 Size  
 ↓15.6cm ↔2.6cm



**No.37** **1min**  
 1  (079)  
 Size  
 ↓5.1cm ↔2.9cm





**No.28** **3min**  
 1  (843)  
 Size  
 ↓15.2cm ↔1.3cm







**No.38** **1min**  
 1  (079)  
 Size  
 ↓15.3cm ↔2.9cm



**No.23** **1min**  
 1  (209)  
 Size  
 ↓3.9cm ↔2.0cm

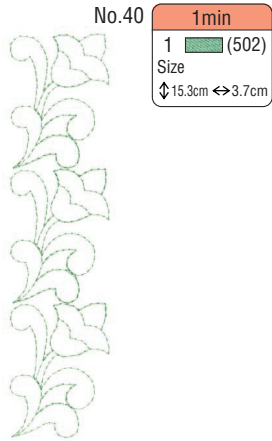


**No.33** **3min**  
 1  (513)  
 2  (030)  
 3  (339)  
 Size  
 ↓4.0cm ↔4.4cm

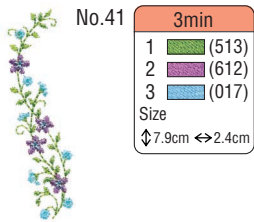




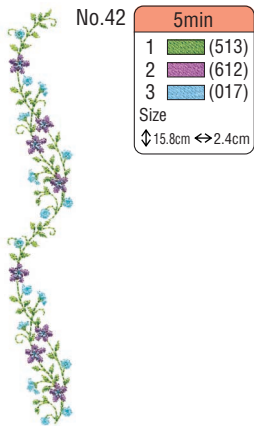
**No.39** 1min  
 1 (502)  
 Size  
 ↓5.1cm ↔3.7cm



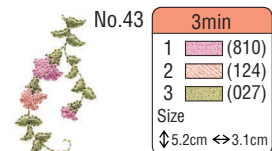
**No.40** 1min  
 1 (502)  
 Size  
 ↓15.3cm ↔3.7cm



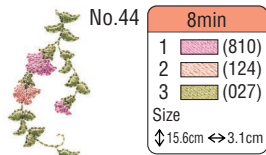
**No.41** 3min  
 1 (513)  
 2 (612)  
 3 (017)  
 Size  
 ↓7.9cm ↔2.4cm



**No.42** 5min  
 1 (513)  
 2 (612)  
 3 (017)  
 Size  
 ↓15.8cm ↔2.4cm



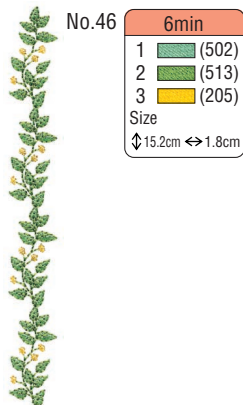
**No.43** 3min  
 1 (810)  
 2 (124)  
 3 (027)  
 Size  
 ↓5.2cm ↔3.1cm



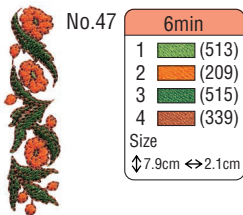
**No.44** 8min  
 1 (810)  
 2 (124)  
 3 (027)  
 Size  
 ↓15.6cm ↔3.1cm



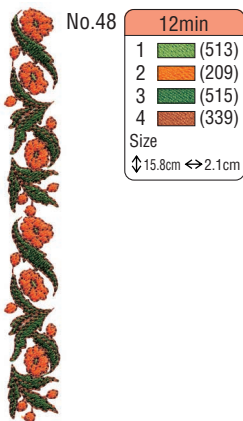
**No.45** 2min  
 1 (502)  
 2 (513)  
 3 (205)  
 Size  
 ↓3.8cm ↔1.8cm



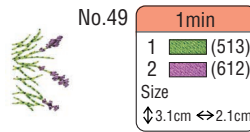
**No.46** 6min  
 1 (502)  
 2 (513)  
 3 (205)  
 Size  
 ↓15.2cm ↔1.8cm



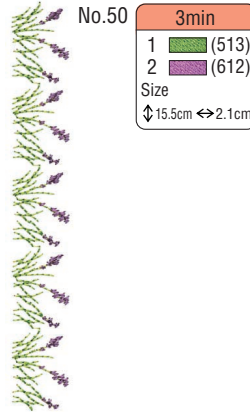
**No.47** 6min  
 1 (513)  
 2 (209)  
 3 (515)  
 4 (339)  
 Size  
 ↓7.9cm ↔2.1cm



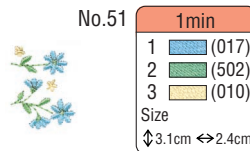
**No.48** 12min  
 1 (513)  
 2 (209)  
 3 (515)  
 4 (339)  
 Size  
 ↓15.8cm ↔2.1cm



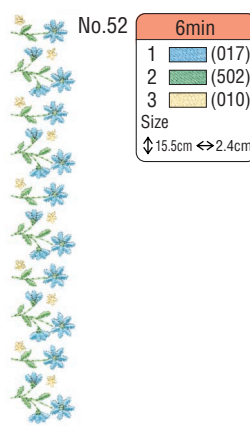
**No.49** 1min  
 1 (513)  
 2 (612)  
 Size  
 ↓3.1cm ↔2.1cm



**No.50** 3min  
 1 (513)  
 2 (612)  
 Size  
 ↓15.5cm ↔2.1cm



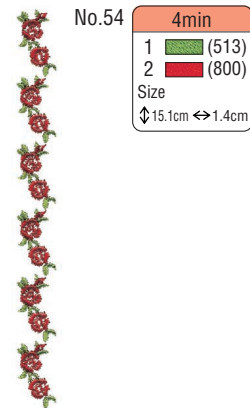
**No.51** 1min  
 1 (017)  
 2 (502)  
 3 (010)  
 Size  
 ↓3.1cm ↔2.4cm



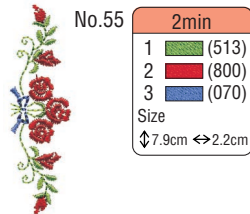
**No.52** 6min  
 1 (017)  
 2 (502)  
 3 (010)  
 Size  
 ↓15.5cm ↔2.4cm



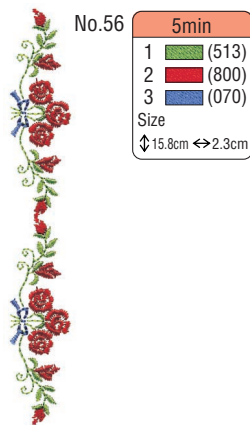
**No.53** 1min  
 1 (513)  
 2 (800)  
 Size  
 ↓2.5cm ↔1.4cm



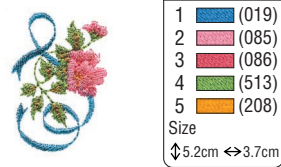
**No.54** 4min  
 1 (513)  
 2 (800)  
 Size  
 ↓15.1cm ↔1.4cm



**No.55** 2min  
 1 (513)  
 2 (800)  
 3 (070)  
 Size  
 ↓7.9cm ↔2.2cm



**No.56** 5min  
 1 (513)  
 2 (800)  
 3 (070)  
 Size  
 ↓15.8cm ↔2.3cm



**No.57** 4min  
 1 (019)  
 2 (085)  
 3 (086)  
 4 (513)  
 5 (208)  
 Size  
 ↓5.2cm ↔3.7cm

Embroidery Pattern Color Change Table  
 Stickmuster-Farbtabelle  
 Tableau de changement de couleur des motifs de broderie  
 Kleurwijzigingstabel voor de borduurpatronen  
 Tabella di cambiamento colori degli schemi di ricamo  
 Tabla de cambio de color para patrones de bordado

**No.58** 13min

1	(019)
2	(085)
3	(086)
4	(513)
5	(208)

Size  
 ↓15.6cm ↔3.7cm

**No.63** 4min

1	(001)
2	(405)
3	(030)
4	(208)

Size  
 ↓3.8cm ↔2.9cm

**No.67** 5min

1	(001)
2	(507)
3	(800)
4	(208)

Size  
 ↓8.0cm ↔3.4cm

**No.71** 3min

1	(086)
2	(507)
3	(019)

Size  
 ↓5.3cm ↔3.9cm

**No.64** 15min

1	(001)
2	(405)
3	(030)
4	(208)

Size  
 ↓15.2cm ↔2.9cm

**No.68** 11min

1	(001)
2	(507)
3	(800)
4	(208)

Size  
 ↓16.1cm ↔3.4cm

**No.72** 9min

1	(086)
2	(507)
3	(019)

Size  
 ↓15.9cm ↔3.9cm

**No.59** 4min

1	(502)
2	(085)
3	(070)
4	(027)

Size  
 ↓8.0cm ↔1.9cm

**No.60** 8min

1	(502)
2	(085)
3	(070)
4	(027)

Size  
 ↓16.0cm ↔1.9cm

**No.65** 7min

1	(001)
2	(405)

Size  
 ↓7.9cm ↔3.6cm

**No.69** 5min

1	(534)
2	(843)
3	(620)
4	(107)
5	(612)

Size  
 ↓5.4cm ↔3.3cm

**No.73** 7min

1	(208)
2	(513)
3	(030)

Size  
 ↓7.9cm ↔3.9cm

**No.61** 2min

1	(515)
2	(208)
3	(030)

Size  
 ↓3.9cm ↔2.0cm

**No.62** 7min

1	(515)
2	(208)
3	(030)

Size  
 ↓15.6cm ↔2.0cm

**No.66** 13min

1	(001)
2	(405)

Size  
 ↓15.8cm ↔3.6cm

**No.70** 13min

1	(534)
2	(843)
3	(620)
4	(107)
5	(612)

Size  
 ↓16.2cm ↔3.3cm

**No.74** 15min

1	(208)
2	(513)
3	(030)

Size  
 ↓15.8cm ↔3.9cm

**No.75** **5min**

1		(205)
2		(107)
3		(209)
4		(513)

Size  
 ⇅8.1cm ⇅3.1cm

**No.79** **2min**

1		(800)
---	--	-------

Size  
 ⇅7.9cm ⇅1.7cm

**No.83** **2min**

1		(800)
---	--	-------

Size  
 ⇅7.8cm ⇅3.0cm

**No.87** **1min**

1		(507)
2		(800)

Size  
 ⇅3.8cm ⇅1.2cm

**No.76** **11min**

1		(205)
2		(107)
3		(209)
4		(513)

Size  
 ⇅16.2cm ⇅3.1cm

**No.80** **4min**

1		(800)
---	--	-------

Size  
 ⇅15.8cm ⇅1.7cm

**No.84** **5min**

1		(800)
---	--	-------

Size  
 ⇅15.6cm ⇅3.0cm

**No.88** **3min**

1		(507)
2		(800)

Size  
 ⇅15.5cm ⇅1.2cm

**No.77** **3min**

1		(027)
2		(079)

Size  
 ⇅7.9cm ⇅7.5cm

**No.81** **4min**

1		(070)
2		(612)

Size  
 ⇅7.9cm ⇅4.6cm

**No.85** **3min**

1		(001)
2		(017)
3		(328)
4		(214)

Size  
 ⇅7.9cm ⇅2.0cm

**No.89** **3min**

1		(205)
2		(001)
3		(800)
4		(507)

Size  
 ⇅8.0cm ⇅2.9cm

**No.78** **7min**

1		(027)
2		(079)

Size  
 ⇅15.8cm ⇅7.6cm

**No.82** **7min**

1		(070)
2		(612)

Size  
 ⇅15.8cm ⇅4.6cm

**No.86** **7min**

1		(001)
2		(017)
3		(328)
4		(214)

Size  
 ⇅15.8cm ⇅2.0cm

**No.90** **6min**

1		(205)
2		(001)
3		(800)
4		(507)

Size  
 ⇅15.9cm ⇅2.9cm

Embroidery Pattern Color Change Table  
 Stickmuster-Farbtabelle  
 Tableau de changement de couleur des motifs de broderie  
 Kleurwijzigingstabel voor de borduurpatronen  
 Tabella di cambiamento colori degli schemi di ricamo  
 Tabla de cambio de color para patrones de bordado



No.91

3min	
1	(513)
2	(001)
3	(019)
4	(205)
5	(086)
Size	
↓5.3cm ↔1.7cm	



No.95

3min	
1	(017)
2	(124)
3	(085)
Size	
↓8.0cm ↔2.2cm	



No.99

3min	
1	(010)
2	(800)
3	(007)
Size	
↓5.3cm ↔1.7cm	



No.92

8min	
1	(513)
2	(001)
3	(019)
4	(205)
5	(086)
Size	
↓16.0cm ↔1.7cm	



No.96

7min	
1	(017)
2	(124)
3	(085)
Size	
↓16.0cm ↔2.2cm	



No.100

8min	
1	(010)
2	(800)
3	(007)
Size	
↓15.7cm ↔1.7cm	



No.93

2min	
1	(124)
2	(086)
3	(001)
Size	
↓4.0cm ↔1.7cm	



No.97

2min	
1	(214)
2	(001)
3	(515)
4	(800)
5	(405)
Size	
↓4.0cm ↔1.4cm	



No.101

1min	
1	(810)
2	(019)
3	(502)
Size	
↓3.1cm ↔2.1cm	



No.94

7min	
1	(124)
2	(086)
3	(001)
Size	
↓15.8cm ↔1.7cm	



No.98

7min	
1	(214)
2	(001)
3	(515)
4	(800)
5	(405)
Size	
↓16.0cm ↔1.4cm	



No.102

5min	
1	(810)
2	(019)
3	(502)
Size	
↓15.5cm ↔2.1cm	

- ◆ Cross stitch patterns
- ◆ Motifs en point de croix
- ◆ Schemi a punto croce

- ◆ Kreuzstichmuster
- ◆ Kruissteekpatronen
- ◆ Patrones de punto de cruz



No. 1 **19min**

1	(158)
2	(155)
3	(015)
4	(003)
5	(150)
6	(625)
7	(624)
8	(623)
9	(334)
10	(043)
11	(331)
12	(000)
13	(152)
14	(122)
15	(255)
16	(224)
17	(242)
18	(025)
19	(575)
20	(636)
21	(000)
22	(717)

Size  
 ↓7.9cm ↔7.9cm

COUNTRY

No. 3 **18min**

1	(575)
2	(015)
3	(745)
4	(734)
5	(020)
6	(000)
7	(155)
8	(133)
9	(152)
10	(122)
11	(334)
12	(043)
13	(331)
14	(255)
15	(224)
16	(242)
17	(025)
18	(745)
19	(158)
20	(717)

Size  
 ↓7.6cm ↔7.0cm

COUNTRY

No. 5 **22min**

1	(158)
2	(155)
3	(015)
4	(003)
5	(150)
6	(625)
7	(624)
8	(623)
9	(334)
10	(043)
11	(331)
12	(734)
13	(020)
14	(000)
15	(152)
16	(122)
17	(717)
18	(255)
19	(224)
20	(242)
21	(025)
22	(575)
23	(636)
24	(734)
25	(717)

Size  
 ↓7.7cm ↔8.3cm

COUNTRY

No. 2 **22min**

1	(485)
2	(463)
3	(636)
4	(625)
5	(624)
6	(623)
7	(158)
8	(155)
9	(133)
10	(152)
11	(122)
12	(734)
13	(020)
14	(000)
15	(334)
16	(043)
17	(331)
18	(255)
19	(224)
20	(242)
21	(025)
22	(636)
23	(158)
24	(734)
25	(717)

Size  
 ↓7.4cm ↔7.4cm

COUNTRY

No. 4 **19min**

1	(625)
2	(624)
3	(485)
4	(463)
5	(461)
6	(745)
7	(734)
8	(020)
9	(000)
10	(334)
11	(043)
12	(331)
13	(152)
14	(122)
15	(255)
16	(224)
17	(242)
18	(025)
19	(485)
20	(745)
21	(717)

Size  
 ↓8.3cm ↔7.7cm

COUNTRY

No. 6 **20min**

1	(485)
2	(463)
3	(461)
4	(625)
5	(624)
6	(623)
7	(158)
8	(155)
9	(133)
10	(152)
11	(122)
12	(334)
13	(043)
14	(331)
15	(734)
16	(020)
17	(000)
18	(255)
19	(224)
20	(242)
21	(025)
22	(485)
23	(636)
24	(126)
25	(734)
26	(717)

Size  
 ↓7.7cm ↔7.9cm

COUNTRY


Embroidery Pattern Color Change Table  
 Stickmuster-Farbtabelle  
 Tableau de changement de couleur des motifs de broderie  
 Kleurwijzigingstabel voor de borduurpatronen  
 Tabella di cambiamento colori degli schemi di ricamo  
 Tabla de cambio de color para patrones de bordado

No. 7 **21min**

1	(575)
2	(015)
3	(155)
4	(133)
5	(152)
6	(122)
7	(334)
8	(043)
9	(331)
10	(745)
11	(734)
12	(020)
13	(000)
14	(255)
15	(224)
16	(242)
17	(025)
18	(126)
19	(745)
20	(717)

Size  
 ↓7.7cm ↔7.9cm

COUNTRY




No. 9 **22min**

1	(158)
2	(155)
3	(015)
4	(003)
5	(150)
6	(625)
7	(624)
8	(623)
9	(334)
10	(043)
11	(331)
12	(020)
13	(000)
14	(152)
15	(122)
16	(255)
17	(224)
18	(242)
19	(025)
20	(012)
21	(575)
22	(636)
23	(717)
24	(745)

Size  
 ↓7.4cm ↔8.3cm

COUNTRY




No.11 **21min**

1	(575)
2	(015)
3	(636)
4	(625)
5	(624)
6	(623)
7	(155)
8	(133)
9	(152)
10	(122)
11	(334)
12	(043)
13	(331)
14	(745)
15	(734)
16	(020)
17	(000)
18	(255)
19	(224)
20	(242)
21	(025)
22	(636)
23	(158)
24	(745)
25	(717)

Size  
 ↓7.7cm ↔8.1cm

COUNTRY



No. 8 **22min**

1	(625)
2	(624)
3	(485)
4	(463)
5	(461)
6	(158)
7	(155)
8	(133)
9	(152)
10	(122)
11	(334)
12	(043)
13	(331)
14	(734)
15	(020)
16	(000)
17	(255)
18	(224)
19	(242)
20	(025)
21	(467)
22	(126)
23	(745)
24	(717)

Size  
 ↓7.0cm ↔7.9cm

COUNTRY



No.10 **22min**

1	(485)
2	(463)
3	(625)
4	(624)
5	(623)
6	(575)
7	(015)
8	(003)
9	(158)
10	(155)
11	(133)
12	(152)
13	(122)
14	(334)
15	(043)
16	(331)
17	(000)
18	(255)
19	(224)
20	(242)
21	(025)
22	(636)
23	(575)
24	(158)
25	(717)

Size  
 ↓7.7cm ↔7.7cm

COUNTRY



No.12 **21min**

1	(625)
2	(624)
3	(485)
4	(463)
5	(461)
6	(745)
7	(734)
8	(020)
9	(000)
10	(334)
11	(043)
12	(331)
13	(152)
14	(122)
15	(255)
16	(224)
17	(242)
18	(025)
19	(467)
20	(745)
21	(717)
22	(747)

Size  
 ↓6.8cm ↔7.9cm

COUNTRY



Patterns No.1 – No.28, are designed by The Vermillion Stitchery.  
 Muster Nr. 1 – Nr. 15 wurden von The Vermillion Stitchery entworfen.  
 Les motifs 1 à 15 ont été conçus par The Vermillion Stitchery.  
 De patronen 1 – 15 zijn ontwikkeld door The Vermillion Stitchery.  
 I disegni dal N. 1 al N. 15 sono stati realizzati da The Vermillion Stitchery.  
 Los patrones del n° 1 al n° 28 han sido diseñados por The Vermillion Stitchery.

No.13 22min

- 1 (158)
  - 2 (155)
  - 3 (015)
  - 4 (003)
  - 5 (150)
  - 6 (625)
  - 7 (624)
  - 8 (623)
  - 9 (334)
  - 10 (043)
  - 11 (331)
  - 12 (734)
  - 13 (020)
  - 14 (000)
  - 15 (122)
  - 16 (152)
  - 17 (255)
  - 18 (224)
  - 19 (242)
  - 20 (025)
  - 21 (575)
  - 22 (636)
  - 23 (745)
  - 24 (000)
  - 25 (717)
- Size  
 ↓7.4cm ↔8.3cm



COUNTRY

No.15 22min


- 1 (575)
  - 2 (015)
  - 3 (155)
  - 4 (133)
  - 5 (152)
  - 6 (122)
  - 7 (636)
  - 8 (625)
  - 9 (624)
  - 10 (623)
  - 11 (334)
  - 12 (043)
  - 13 (331)
  - 14 (745)
  - 15 (734)
  - 16 (020)
  - 17 (000)
  - 18 (255)
  - 19 (224)
  - 20 (242)
  - 21 (025)
  - 22 (126)
  - 23 (636)
  - 24 (745)
  - 25 (717)
- Size  
 ↓7.9cm ↔7.9cm



COUNTRY

No.17 23min

- 1 (158)
  - 2 (155)
  - 3 (015)
  - 4 (003)
  - 5 (150)
  - 6 (745)
  - 7 (734)
  - 8 (020)
  - 9 (000)
  - 10 (334)
  - 11 (043)
  - 12 (331)
  - 13 (152)
  - 14 (122)
  - 15 (255)
  - 16 (224)
  - 17 (242)
  - 18 (025)
  - 19 (575)
  - 20 (745)
  - 21 (717)
- Size  
 ↓7.9cm ↔8.3cm



COUNTRY

No.14 22min

- 1 (485)
  - 2 (463)
  - 3 (461)
  - 4 (003)
  - 5 (625)
  - 6 (624)
  - 7 (623)
  - 8 (158)
  - 9 (155)
  - 10 (133)
  - 11 (152)
  - 12 (122)
  - 13 (334)
  - 14 (043)
  - 15 (331)
  - 16 (000)
  - 17 (255)
  - 18 (224)
  - 19 (242)
  - 20 (025)
  - 21 (485)
  - 22 (636)
  - 23 (126)
  - 24 (020)
  - 25 (717)
- Size  
 ↓7.7cm ↔8.3cm



COUNTRY

No.16 23min

- 1 (625)
  - 2 (624)
  - 3 (485)
  - 4 (463)
  - 5 (461)
  - 6 (734)
  - 7 (020)
  - 8 (000)
  - 9 (334)
  - 10 (043)
  - 11 (331)
  - 12 (152)
  - 13 (122)
  - 14 (255)
  - 15 (224)
  - 16 (242)
  - 17 (025)
  - 18 (485)
  - 19 (745)
  - 20 (000)
  - 21 (717)
- Size  
 ↓7.7cm ↔7.7cm



COUNTRY

No.18 24min

- 1 (485)
  - 2 (463)
  - 3 (625)
  - 4 (624)
  - 5 (623)
  - 6 (745)
  - 7 (734)
  - 8 (020)
  - 9 (000)
  - 10 (334)
  - 11 (043)
  - 12 (331)
  - 13 (152)
  - 14 (122)
  - 15 (255)
  - 16 (224)
  - 17 (242)
  - 18 (025)
  - 19 (636)
  - 20 (745)
  - 21 (717)
- Size  
 ↓8.1cm ↔7.9cm



COUNTRY




Embroidery Pattern Color Change Table  
 Stickmuster-Farbtabelle  
 Tableau de changement de couleur des motifs de broderie  
 Kleurwijzigingstabel voor de borduurpatronen  
 Tabella di cambiamento colori degli schemi di ricamo  
 Tabla de cambio de color para patrones de bordado

No.19 **21min**

1	(575)
2	(015)
3	(155)
4	(133)
5	(152)
6	(122)
7	(625)
8	(624)
9	(623)
10	(485)
11	(463)
12	(461)
13	(334)
14	(043)
15	(331)
16	(000)
17	(255)
18	(224)
19	(242)
20	(025)
21	(126)
22	(636)
23	(485)
24	(717)

Size  
 ↓7.6cm ↔7.9cm

COUNTRY




No.21 **23min**

1	(158)
2	(155)
3	(015)
4	(003)
5	(150)
6	(625)
7	(624)
8	(623)
9	(334)
10	(043)
11	(331)
12	(745)
13	(734)
14	(020)
15	(000)
16	(152)
17	(122)
18	(255)
19	(224)
20	(242)
21	(025)
22	(575)
23	(636)
24	(745)
25	(717)
26	(015)

Size  
 ↓7.9cm ↔8.1cm

COUNTRY



No.23 **22min**

1	(575)
2	(015)
3	(158)
4	(155)
5	(133)
6	(152)
7	(122)
8	(734)
9	(020)
10	(000)
11	(334)
12	(043)
13	(331)
14	(255)
15	(224)
16	(242)
17	(025)
18	(126)
19	(745)
20	(717)

Size  
 ↓7.4cm ↔7.9cm

COUNTRY




No.20 **21min**

1	(625)
2	(624)
3	(575)
4	(015)
5	(003)
6	(485)
7	(463)
8	(461)
9	(334)
10	(043)
11	(331)
12	(020)
13	(000)
14	(152)
15	(122)
16	(255)
17	(224)
18	(242)
19	(025)
20	(575)
21	(485)
22	(717)
23	(020)

Size  
 ↓7.0cm ↔7.6cm

COUNTRY



No.22 **20min**

1	(485)
2	(463)
3	(625)
4	(624)
5	(623)
6	(334)
7	(043)
8	(331)
9	(745)
10	(734)
11	(020)
12	(000)
13	(152)
14	(122)
15	(255)
16	(224)
17	(242)
18	(025)
19	(636)
20	(745)
21	(717)

Size  
 ↓7.2cm ↔7.9cm

COUNTRY



No.24 **22min**

1	(625)
2	(624)
3	(485)
4	(463)
5	(461)
6	(575)
7	(015)
8	(003)
9	(150)
10	(334)
11	(043)
12	(331)
13	(734)
14	(020)
15	(000)
16	(152)
17	(122)
18	(255)
19	(224)
20	(242)
21	(025)
22	(485)
23	(575)
24	(734)
25	(717)


Size  
 ↓7.4cm ↔7.2cm

COUNTRY



Patterns No.1 – No.28, are designed by The Vermillion Stitchery.  
 Muster Nr. 1 – Nr. 15 wurden von The Vermillion Stitchery entworfen.  
 Les motifs 1 à 15 ont été conçus par The Vermillion Stitchery.  
 De patronen 1 – 15 zijn ontwikkeld door The Vermillion Stitchery.  
 I disegni dal N. 1 al N. 15 sono stati realizzati da The Vermillion Stitchery.  
 Los patrones del n° 1 al n° 28 han sido diseñados por The Vermillion Stitchery.

No.25 23min



1	(158)
2	(155)
3	(015)
4	(003)
5	(150)
6	(625)
7	(624)
8	(623)
9	(463)
10	(461)
11	(334)
12	(043)
13	(331)
14	(020)
15	(000)
16	(152)
17	(122)
18	(255)
19	(224)
20	(242)
21	(025)
22	(575)
23	(636)
24	(485)
25	(734)
26	(717)

Size  
 ↓ 7.7cm ↔ 8.1cm

COUNTRY

No.27 132min




1	(158)
2	(155)
3	(133)
4	(152)
5	(122)
6	(575)
7	(015)
8	(003)
9	(150)
10	(745)
11	(734)
12	(020)
13	(000)
14	(476)
15	(485)
16	(463)
17	(461)
18	(625)
19	(624)
20	(623)
21	(334)
22	(043)
23	(331)
24	(255)
25	(224)
26	(242)
27	(025)
28	(575)
29	(745)
30	(476)
31	(636)
32	(717)
33	(126)
34	(015)

Size  
 ↓ 29.2cm ↔ 16.9cm

COUNTRY

No.26 22min




1	(485)
2	(463)
3	(625)
4	(624)
5	(623)
6	(334)
7	(043)
8	(331)
9	(745)
10	(734)
11	(020)
12	(000)
13	(155)
14	(133)
15	(152)
16	(122)
17	(255)
18	(224)
19	(242)
20	(025)
21	(636)
22	(745)
23	(717)
24	(158)
25	(155)

Size  
 ↓ 7.9cm ↔ 7.7cm

COUNTRY

No.28 19min



1	(020)
2	(155)
3	(133)
4	(043)
5	(331)
6	(463)
7	(461)
8	(003)
9	(150)
10	(624)
11	(623)
12	(242)
13	(025)
14	(255)

Size  
 ↓ 12.1cm ↔ 12.2cm

COUNTRY


Patterns No.1 – No.28, are designed by The Vermillion Stitchery.  
 Muster Nr. 1 – Nr. 15 wurden von The Vermillion Stitchery entworfen.  
 Les motifs 1 à 15 ont été conçus par The Vermillion Stitchery.  
 De patronen 1 – 15 zijn ontwikkeld door The Vermillion Stitchery.  
 I disegni dal N. 1 al N. 15 sono stati realizzati da The Vermillion Stitchery.  
 Los patrones del n° 1 al n° 28 han sido diseñados por The Vermillion Stitchery.

◆ Floral alphabet patterns  
 ◆ Motifs alphabet floral  
 ◆ Alfabeto floreale

◆ Blumenalphabet  
 ◆ Bloemletterpatronen  
 ◆ Patrones alfabéticas en motivo floral




No. 1 **15min**



1	(017)
2	(513)
3	(810)
4	(070)
5	(612)
6	(205)

Size  
 ↓12.6cm ↔7.9cm


No. 6 **20min**



1	(017)
2	(513)
3	(070)
4	(810)
5	(205)
6	(612)

Size  
 ↓12.6cm ↔8.1cm


No.11 **19min**



1	(017)
2	(513)
3	(810)
4	(612)
5	(205)
6	(070)

Size  
 ↓12.6cm ↔8.8cm


No. 2 **18min**



1	(017)
2	(513)
3	(810)
4	(205)
5	(070)
6	(612)

Size  
 ↓12.7cm ↔8.3cm


No. 7 **17min**



1	(017)
2	(513)
3	(205)
4	(612)
5	(070)
6	(810)

Size  
 ↓12.7cm ↔8.4cm


No.12 **13min**



1	(017)
2	(513)
3	(810)
4	(205)
5	(612)
6	(070)

Size  
 ↓12.6cm ↔7.7cm


No. 3 **15min**



1	(017)
2	(513)
3	(810)
4	(205)
5	(612)
6	(070)

Size  
 ↓12.6cm ↔8.2cm


No. 8 **18min**



1	(017)
2	(513)
3	(612)
4	(810)
5	(205)
6	(070)

Size  
 ↓12.6cm ↔9.0cm


No.13 **25min**



1	(017)
2	(513)
3	(205)
4	(612)
5	(810)
6	(070)

Size  
 ↓12.6cm ↔10.4cm


No. 4 **17min**



1	(017)
2	(513)
3	(205)
4	(810)
5	(612)
6	(070)

Size  
 ↓12.7cm ↔8.6cm


No. 9 **10min**



1	(017)
2	(513)
3	(612)
4	(810)
5	(070)
6	(205)

Size  
 ↓12.6cm ↔2.6cm


No.14 **17min**



1	(017)
2	(513)
3	(070)
4	(810)
5	(612)
6	(205)

Size  
 ↓12.6cm ↔8.7cm


No. 5 **21min**



1	(017)
2	(513)
3	(810)
4	(070)
5	(612)
6	(205)

Size  
 ↓12.6cm ↔8.6cm


No.10 **10min**



1	(017)
2	(513)
3	(612)
4	(810)
5	(070)
6	(205)

Size  
 ↓12.6cm ↔5.0cm

No.15 **16min**



1	(017)
2	(513)
3	(612)
4	(810)
5	(070)
6	(205)

Size  
 ↓12.5cm ↔9.5cm



**No.16** 13min

1	(017)
2	(513)
3	(810)
4	(070)
5	(205)
6	(612)

Size  
↓12.6cm ↔ 7.3cm



**No.22** 13min

1	(017)
2	(513)
3	(810)
4	(070)
5	(612)
6	(205)

Size  
↓12.6cm ↔ 7.8cm



**No.28** 7min

1	(017)
---	-------

Size  
↓12.6cm ↔ 6.1cm



**No.17** 21min

1	(017)
2	(513)
3	(810)
4	(612)
5	(205)
6	(070)

Size  
↓12.9cm ↔ 9.5cm



**No.23** 24min

1	(017)
2	(513)
3	(612)
4	(810)
5	(070)
6	(205)

Size  
↓12.6cm ↔ 11.9cm



**No.29** 4min

1	(017)
---	-------

Size  
↓8.3cm ↔ 5.6cm



**No.18** 18min

1	(017)
2	(513)
3	(612)
4	(070)
5	(810)
6	(205)

Size  
↓12.6cm ↔ 8.3cm



**No.24** 17min

1	(017)
2	(513)
3	(070)
4	(810)
5	(205)
6	(612)

Size  
↓12.6cm ↔ 9.2cm



**No.30** 7min

1	(017)
---	-------

Size  
↓12.6cm ↔ 6.1cm



**No.19** 15min

1	(017)
2	(513)
3	(810)
4	(612)
5	(205)
6	(070)

Size  
↓12.6cm ↔ 7.0cm



**No.25** 14min

1	(017)
2	(513)
3	(070)
4	(810)
5	(612)
6	(205)

Size  
↓12.6cm ↔ 8.5cm



**No.31** 6min

1	(017)
---	-------

Size  
↓8.3cm ↔ 5.7cm



**No.20** 14min

1	(017)
2	(513)
3	(810)
4	(205)
5	(612)
6	(070)

Size  
↓12.6cm ↔ 7.0cm



**No.26** 15min

1	(017)
2	(513)
3	(810)
4	(205)
5	(612)
6	(070)

Size  
↓12.6cm ↔ 7.0cm



**No.32** 5min

1	(017)
---	-------

Size  
↓12.6cm ↔ 5.5cm



**No.21** 13min

1	(017)
2	(513)
3	(810)
4	(612)
5	(070)
6	(205)

Size  
↓12.6cm ↔ 8.0cm



**No.27** 6min

1	(017)
---	-------

Size  
↓8.0cm ↔ 5.9cm



**No.33** 10min

1	(017)
---	-------

Size  
↓12.6cm ↔ 8.6cm



**No.34** 7min

1	(017)
---	-------

Size  
↓12.6cm ↔ 6.3cm




































































**No.35** 3min

1	(017)
---	-------

Size  
↓11.0cm ↔ 1.9cm



































































Embroidery Pattern Color Change Table  
 Stickmuster-Farbtabelle  
 Tableau de changement de couleur des motifs de broderie  
 Kleurwijzigingstabel voor de borduurpatronen  
 Tabella di cambiamento colori degli schemi di ricamo  
 Tabla de cambio de color para patrones de bordado

























































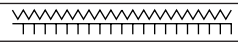
	<p>No.36 <b>5min</b></p> <p>1  (017)</p> <p>Size</p> <p>↕15.8cm ↔4.0cm</p>		<p>No.43 <b>8min</b></p> <p>1  (017)</p> <p>Size</p> <p>↕12.6cm ↔6.9cm</p>		<p>No.51 <b>7min</b></p> <p>1  (017)</p> <p>Size</p> <p>↕12.6cm ↔8.5cm</p>
	<p>No.37 <b>7min</b></p> <p>1  (017)</p> <p>Size</p> <p>↕12.6cm ↔6.6cm</p>		<p>No.44 <b>4min</b></p> <p>1  (017)</p> <p>Size</p> <p>↕8.1cm ↔5.4cm</p>		<p>No.52 <b>5min</b></p> <p>1  (017)</p> <p>Size</p> <p>↕8.0cm ↔5.2cm</p>
	<p>No.38 <b>4min</b></p> <p>1  (017)</p> <p>Size</p> <p>↕12.6cm ↔2.0cm</p>		<p>No.45 <b>6min</b></p> <p>1  (017)</p> <p>Size</p> <p>↕8.1cm ↔5.0cm</p>		<p>No.53 <b>5min</b></p> <p>1  (513)</p> <p>2  (612)</p> <p>3  (810)</p> <p>4  (070)</p> <p>5  (205)</p> <p>Size</p> <p>↕9.5cm ↔2.5cm</p>
	<p>No.39 <b>9min</b></p> <p>1  (017)</p> <p>Size</p> <p>↕8.0cm ↔9.0cm</p>		<p>No.46 <b>5min</b></p> <p>1  (017)</p> <p>Size</p> <p>↕12.7cm ↔5.2cm</p>		<p>No.54 <b>3min</b></p> <p>1  (513)</p> <p>2  (810)</p> <p>3  (612)</p> <p>4  (205)</p> <p>5  (070)</p> <p>Size</p> <p>↕4.8cm ↔2.1cm</p>
	<p>No.40 <b>6min</b></p> <p>1  (017)</p> <p>Size</p> <p>↕8.0cm ↔6.5cm</p>		<p>No.47 <b>6min</b></p> <p>1  (017)</p> <p>Size</p> <p>↕8.0cm ↔6.5cm</p>		<p>No.55 <b>1min</b></p> <p>1  (513)</p> <p>2  (810)</p> <p>3  (205)</p> <p>4  (612)</p> <p>Size</p> <p>↕2.6cm ↔1.7cm</p>
	<p>No.41 <b>6min</b></p> <p>1  (017)</p> <p>Size</p> <p>↕8.2cm ↔5.6cm</p>		<p>No.48 <b>4min</b></p> <p>1  (017)</p> <p>Size</p> <p>↕8.0cm ↔5.7cm</p>		<p>No.56 <b>1min</b></p> <p>1  (513)</p> <p>2  (810)</p> <p>3  (070)</p> <p>4  (612)</p> <p>Size</p> <p>↕2.6cm ↔2.4cm</p>
	<p>No.42 <b>8min</b></p> <p>1  (017)</p> <p>Size</p> <p>↕12.6cm ↔6.9cm</p>		<p>No.49 <b>7min</b></p> <p>1  (017)</p> <p>Size</p> <p>↕8.0cm ↔8.2cm</p>		<p>No.57 <b>1min</b></p> <p>1  (513)</p> <p>2  (070)</p> <p>3  (810)</p> <p>Size</p> <p>↕1.8cm ↔1.3cm</p>
	<p>No.42 <b>8min</b></p> <p>1  (017)</p> <p>Size</p> <p>↕12.6cm ↔6.9cm</p>	<p>No.50 <b>4min</b></p> <p>1  (017)</p> <p>Size</p> <p>↕8.0cm ↔6.0cm</p>		<p>No.57 <b>1min</b></p> <p>1  (513)</p> <p>2  (070)</p> <p>3  (810)</p> <p>Size</p> <p>↕1.8cm ↔1.3cm</p>	

# Color Thread Conversion Chart    Stickgarn-Farbtabelle

## Tableau de conversion des fils de couleur    Omzettingstabel voor kleurgaren

### Tabella di conversione dei fili colorati    Tabla de conversión de hilos de color

	Embroidery	Country
1	 (900)	 (100)
2	 (001)	 (000)
3	 (800)	 (149)
4	 (085)	 (155)
5	 (086)	 (024)
6	 (124)	 (152)
7	 (107)	 (126)
8	 (030)	 (148)
9	 (807)	 (158)
10	 (869)	 (636)
11	 (620)	 (625)
12	 (079)	 (122)
13	 (333)	 (212)
14	 (202)	 (342)
15	 (205)	 (043)
16	 (206)	 (334)
17	 (208)	 (335)
18	 (126)	 (322)
19	 (209)	 (336)
20	 (010)	 (331)
21	 (812)	 (370)
22	 (348)	 (242)
23	 (214)	 (354)
24	 (328)	 (404)
25	 (307)	 (025)
26	 (058)	 (717)
27	 (337)	 (264)
28	 (339)	 (224)
29	 (843)	 (012)
30	 (399)	 (706)
31	 (330)	 (414)
32	 (323)	 (255)
33	 (542)	 (505)

	Embroidery	Country
34	 (502)	 (461)
35	 (509)	 (463)
36	 (519)	 (476)
37	 (517)	 (473)
38	 (534)	 (483)
39	 (507)	 (485)
40	 (808)	 (467)
41	 (027)	 (442)
42	 (513)	 (444)
43	 (515)	 (446)
44	 (405)	 (586)
45	 (406)	 (575)
46	 (017)	 (150)
47	 (019)	 (512)
48	 (420)	 (564)
49	 (415)	 (057)
50	 (007)	 (588)
51	 (070)	 (015)
52	 (810)	 (133)
53	 (612)	 (623)
54	 (613)	 (624)
55	 (614)	 (635)
56	 (804)	 (604)
57	 (607)	 (003)
58	 (704)	 (745)
59	 (707)	 (747)
60	 (005)	 (020)
61	 (817)	 (734)
62	-----✂	
63	-----	
64		
65	NOT DEFINED / NON DEFINI / NICHT DEFINIERT / NIET GEDEFINIÉERD / SIN DEFINIR / NON DEFINITO /	

- NOTE:**
- The conversion chart is based on "Embroidery" threads, so the result of your work with "Country" threads might be different from the pictures. We recommend you to sew a test piece first.
  - Actual colors may vary slightly from the chart.
- HINWEIS:**
- Die Umwandlungstabelle basiert auf "Stickerei"-Fäden, so daß mit "Country"-Fäden ausgeführte Näharbeiten eventuell nicht dem angezeigten Bild entsprechen. Es empfiehlt sich deshalb, vorher ein kurzes Probestück zu nähen.
  - Die tatsächlichen Farben entsprechen mitunter nicht genau der Tabelle.
- REMARQUE:**
- Le tableau de conversion est basé sur un fil de "broderie", de sorte que le résultat d'un travail effectué avec des fils "Pays" risque d'être différent des images. Il est recommandé de faire d'abord un essai de couture.
  - Les couleurs réelles risquent d'être légèrement différentes de celles du tableau.
- OPMERKING:**
- De omzettingstabel is gebaseerd op "Embroidery" borduurgaren, zodat bij het werken met "Country" garen een ander resultaat kan worden verkregen. Wij bevelen u aan eerst een stukje op een proeflapje te naaien.
  - De feitelijke kleuren kunnen een weinig verschillen van de kleuren in de tabel.
- NOTA:**
- La tabella di conversione è basata sui fili "Embroidery", per cui il risultato del lavoro con i fili "Country" può essere diverso dalle immagini. Consigliamo di cucire prima una pezza di prova.
  - I colori effettivi possono variare leggermente dalla tabella.
- NOTA:**
- El gráfico de conversión se basa en hilos de bordado "Embroidery", por lo que el resultado de su labor con hilos "Country" podrán ser diferentes a los de las ilustraciones. Le recomendamos que primero haga un cosido de prueba.
  - Los colores reales podrán variar ligeramente respecto a los del gráfico.



English  
German  
French  
Dutch  
Italian  
Spanish

882-S94/S99  
XE2538-101①  
Printed in Taiwan