





Stitch Chart

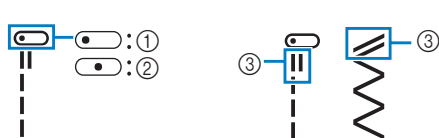
Memo

- When any of the following stitches (reverse stitch patterns) are selected, pressing  (Reverse/Reinforcement stitch button) will sew reverse stitches.

Stitch				
No.	30 stitches	00	01	04
	20 stitches	00	01	04

When any other stitch is selected, pressing  (Reverse/Reinforcement stitch button) will sew reinforcement stitches.

- The stitch pattern symbols indicate the following.



























- ① Left needle position
- ② Middle (center) needle position
- ③ Reverse stitch pattern







Note

- The walking foot can only be used with straight or zigzag stitch patterns. Do not sew reverse stitches with the walking foot.
- When using the twin needle, set the machine to the twin needle mode. For details, refer to the Operation Manual.

*1 Twin needle can be used by attaching zigzag foot "J".
For details on using the twin needle, refer to the Operation Manual.

Stitch	No.		Presser foot	Stitch name/Applications	Stitch width (mm (inch)) Auto. Manual	Stitch length (mm (inch)) Auto. Manual
	30 stitches model	20 stitches model				
	00* ¹	00* ¹	J	Straight stitch (Left) General sewing, gather, pintuck, etc.	0.0 (0) 0.0 - 7.0 (0 - 1/4)	2.5 (3/32) 0.2 - 5.0 (1/64 - 3/16)
	01* ¹	01* ¹	J	Straight stitch (Middle) General sewing, gather, pintuck, etc.	3.5 (1/8) 0.0 - 7.0 (0 - 1/4)	2.5 (3/32) 0.2 - 5.0 (1/64 - 3/16)
	02* ¹	02* ¹	J	Triple stretch stitch General sewing for reinforcement and decorative topstitching	0.0 (0) 0.0 - 7.0 (0 - 1/4)	2.5 (3/32) 1.5 - 4.0 (1/16 - 3/16)
	03* ¹	03* ¹	J	Stem stitch Reinforced stitching, sewing and decorative applications	1.0 (1/16) 1.0 - 3.0 (1/16 - 1/8)	2.5 (3/32) 1.0 - 4.0 (1/16 - 3/16)
	04* ¹	04* ¹	J	Zigzag stitch For overcasting, mending.	3.5 (1/8) 0.0 - 7.0 (0 - 1/4)	1.4 (1/16) 0.0 - 4.0 (0 - 3/16)
	05* ¹	05* ¹	J	3 steps elastic zigzag stitch Overcasting (medium, heavyweight and stretch fabrics), tape and elastic	5.0 (3/16) 1.5 - 7.0 (1/16 - 1/4)	1.0 (1/16) 0.2 - 4.0 (1/64 - 3/16)

Stitch	No.		Presser foot	Stitch name/Applications	Stitch width (mm (inch))		Stitch length (mm (inch))	
	30 stitches model	20 stitches model			Auto.	Manual	Auto.	Manual
	06	06	G	Overcasting stitch Reinforcing of light and medium weight fabrics	3.5 (1/8) 2.5 - 5.0 (3/32 - 3/16)	2.0 (1/16) 1.0 - 4.0 (1/16 - 3/16)		
	07	07	G	Overcasting stitch Reinforcing of heavyweight fabric	5.0 (3/16) 2.5 - 5.0 (3/32 - 3/16)	2.5 (3/32) 1.0 - 4.0 (1/16 - 3/16)		
	08 ^{*1}	08 ^{*1}	J	Overcasting stitch Reinforced seaming of stretch fabric	5.0 (3/16) 0.0 - 7.0 (0 - 1/4)	2.5 (3/32) 0.5 - 4.0 (1/32 - 3/16)		
	09	09	R	Blind hem stitch Hemming woven fabrics * The stitch width setting is in neither millimeters nor inches.	0 - 3← - →3	2.0 (1/16) 1.0 - 3.5 (1/16 - 1/8)		
	10	10	R	Blind hem stretch stitch Hemming stretch fabric * The stitch width setting is in neither millimeters nor inches.	0 - 3← - →3	2.0 (1/16) 1.0 - 3.5 (1/16 - 1/8)		
	11 ^{*1}	11 ^{*1}	J	Blanket stitch Appliqués, decorative blanket stitch	3.5 (1/8) 2.5 - 7.0 (3/32 - 1/4)	2.5 (3/32) 1.6 - 4.0 (1/16 - 3/16)		
	12 ^{*1}	12 ^{*1}	J	Shell tuck edge stitch Shell tuck edge finish on fabrics	4.0 (3/16) 0.0 - 7.0 (0 - 1/4)	2.5 (3/32) 0.2 - 4.0 (1/64 - 3/16)		
	13 ^{*1}	13 ^{*1}	N	Satin scallop stitch Decorating collar of blouse, edge of handkerchief	5.0 (3/16) 2.5 - 7.0 (3/32 - 1/4)	0.5 (1/32) 0.1 - 1.0 (1/64 - 1/16)		
	14 ^{*1}	-	J	Patchwork join stitch Patchwork stitches, decorative stitching	4.0 (3/16) 0.0 - 7.0 (0 - 1/4)	1.2 (1/16) 0.2 - 4.0 (1/64 - 3/16)		
	15 ^{*1}	14 ^{*1}	J	Patchwork double overlock stitch Patchwork stitches, decorative stitching	5.0 (3/16) 2.5 - 7.0 (3/32 - 1/4)	2.5 (3/32) 1.0 - 4.0 (1/16 - 3/16)		
	16 ^{*1}	-	J	Couching stitch Decorative stitching, attaching cord and couching	5.0 (3/16) 0.0 - 7.0 (0 - 1/4)	1.2 (1/16) 0.2 - 4.0 (1/64 - 3/16)		
	17 ^{*1}	15 ^{*1}	J	Feather stitch Fagoting, decorative stitching	5.0 (3/16) 0.0 - 7.0 (0 - 1/4)	2.5 (3/32) 1.0 - 4.0 (1/16 - 3/16)		
	18 ^{*1}	-	J	Fagoting cross stitch Fagoting, bridging and decorative stitching	5.0 (3/16) 2.5 - 7.0 (3/32 - 1/4)	2.5 (3/32) 1.0 - 4.0 (1/16 - 3/16)		
	19	-	N	Hemstitching Decorative hems, lace attaching pin stitch	3.5 (1/8) 1.5 - 7.0 (1/16 - 1/4)	2.5 (3/32) 1.6 - 4.0 (1/16 - 3/16)		
	20	-	N	Hemstitching Decorative hems, daisy stitch	6.0 (15/64) 1.5 - 7.0 (1/16 - 1/4)	3.0 (1/8) 1.5 - 4.0 (1/16 - 3/16)		
	21	16	A	Narrow rounded buttonhole stitch Buttonhole on light to medium weight fabrics	5.0 (3/16) 3.0 - 5.0 (1/8 - 3/16)	0.5 (1/32) 0.2 - 1.0 (1/64 - 1/16)		
	22	17	A	Narrow squared buttonhole stitch Buttonholes for light to medium weight fabrics	5.0 (3/16) 3.0 - 5.0 (1/8 - 3/16)	0.5 (1/32) 0.2 - 1.0 (1/64 - 1/16)		
	23	18	A	Keyhole buttonhole stitch Buttonholes in heavyweight or thick fabrics for larger flat buttons	7.0 (1/4) 3.0 - 7.0 (1/8 - 1/4)	0.5 (1/32) 0.3 - 1.0 (1/64 - 1/16)		

Stitch	No.		Presser foot	Stitch name/Applications	Stitch width (mm (inch)) Auto. Manual	Stitch length (mm (inch)) Auto. Manual
	30 stitches model	20 stitches model				
	24	19	A	Bar tack stitch Reinforcement at opening of pocket, etc.	2.0 (1/16) 1.0 - 3.0 (1/16 - 1/8)	0.4 (1/64) 0.3 - 1.0 (1/64 - 1/16)
	25	-	N	Decorative stitch For decoration, etc.	7.0 (1/4) 0.0 - 7.0 (0 - 1/4)	2.5 (3/32) 0.2 - 4.0 (1/64 - 3/16)
	26	-	N	Decorative stitch For decoration, etc.	7.0 (1/4) 0.0 - 7.0 (0 - 1/4)	2.5 (3/32) 0.2 - 4.0 (1/64 - 3/16)
	27	-	N	Cross-stitch For decoration, etc.	6.0 (15/64) 0.0 - 7.0 (0 - 1/4)	2.5 (3/32) 0.2 - 4.0 (1/64 - 3/16)
	28 ^{*1}	-	N	Satin stitch For decoration, etc.	7.0 (1/4) 0.0 - 7.0 (0 - 1/4)	0.4 (1/64) 0.1 - 1.0 (1/64 - 1/16)
	29 ^{*1}	-	N	Satin stitch For decoration, etc.	7.0 (1/4) 0.0 - 7.0 (0 - 1/4)	0.4 (1/64) 0.1 - 1.0 (1/64 - 1/16)