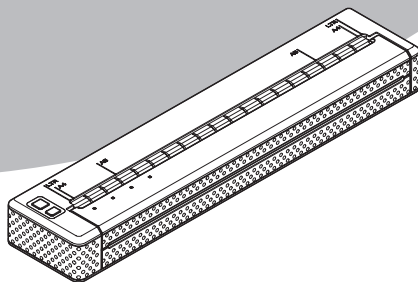


brother

PocketJet

SAFETY AND LEGAL



PJ-622/PJ-623/ PJ-662/PJ-663 Mobile Printer

Be sure to read this document before using the printer.

Introduction

Thank you for purchasing the PocketJet PJ-622/PJ-623/PJ-662/PJ-663 (hereafter referred to as “the printer”).

This monochrome thermal mobile printer is ultra portable and can be connected to a Mobile device, Windows® PC, or Macintosh® to produce quick printouts.

The documentation included with the printer (Safety and Legal Guide and User's Guide which can be found on the setup CD-ROM) contains operating precautions and instructions. For PJ-623/PJ-663, P-touch Editor Software User's Guide, which can also be found on the setup CD-ROM, contains operating instructions for the P-touch Editor software. Before using the printer, be sure to read these documents for information about safety and correct operation.

Save all documentation for later reference.

Important Notice




- The contents of this document are subject to change without notice.
- The contents of this document may not be duplicated or reproduced, partially or in full, without permission.
- We assume no responsibility for damages arising from earthquakes, fire, other disasters, actions of third parties, the user's intentional or negligent operation, misuse or operation under other special conditions.
- We assume no responsibility for damage (such as losses, loss of business profits, lost profits, business disruptions or a lost means of communication) that may result from the use or inability to use the printer.
- If the printer should be defective due to faulty manufacturing, we shall replace or repair it during the warranty period.
- We assume no responsibility for damages that may result from incorrect operation of the printer by connecting incompatible equipment or using incompatible software.












To use the machine safely

If the printer malfunctions, immediately stop using it, and then contact the sales representative where the printer was purchased.

Symbols used in this document

The following symbols are used throughout this document.

 DANGER	Indicates an imminently hazardous situation which, if the product is handled without following the warnings and instructions, will result in death or serious injuries.
 WARNING	Indicates a potentially hazardous situation which, if the product is handled without following the warnings and instructions, could result in death or serious injuries.
 CAUTION	Indicates a potentially hazardous situation which, if the product is handled without following warnings and instructions, may result in minor or moderate injuries, and/or property damage.

	Indicates risk of fire under certain circumstances
	Indicates risk of electric shock under certain circumstances
	Indicates risk of burns under certain circumstances
	Indicates an action that must not be performed
	Indicates risk of combustion if fire is nearby
	Indicates risk of injury if the indicated part of the printer is touched
	Indicates risk of injury, such as electric shock, if the indicated part of the printer is disassembled
	Indicates risk of electric shock if the operation is performed with wet hands
	Indicates risk of electric shock if the printer is exposed to water
	Indicates an action that must be performed
	Indicates that the AC power cord must be disconnected from the electrical outlet

Important safety instructions

DANGER

Rechargeable Ni-MH Battery



Carefully observe the following precautions for the optional rechargeable Ni-MH battery (hereafter, referred to as "rechargeable battery"), otherwise may produce heat or cracks, or may result in damage, explosion, smoke, fire or electric shock.

- To charge the rechargeable battery, insert it into the PocketJet PJ-622/PJ-623/PJ-662/PJ-663, and then use the AC adapter/DC cable designed specifically for this printer.
- Do not insert or use the rechargeable battery in any equipment other than the PocketJet PJ-622/PJ-623/PJ-662/PJ-663. Do not directly connect it to a power supply, car cigarette lighter or electrical outlet. Do not expose the rechargeable battery or the printer with the rechargeable battery installed to pressure, heat, or an electric charge (such as an oven or microwave oven, clothes dryer, high-voltage equipment or electromagnetic cooker).
- Do not place the rechargeable battery or the printer with the rechargeable battery installed near a fire or in a location exposed to heat or high temperatures (such as near a flame or stove, in the sun, or in a hot car).
- Do not place the rechargeable battery or the printer with the rechargeable battery installed near water or seawater. In addition, do not drop them in water or allow them to get wet.
- Do not short-circuit the terminals of the rechargeable battery or the printer with the rechargeable battery installed, such as with a metal object.
- Do not pierce or poke a hole in the rechargeable battery or the printer with the rechargeable battery installed with a sharp object, such as a nail.
- Do not hit with a hammer, step on, throw, drop or apply a strong shock to the rechargeable battery or the printer with the rechargeable battery installed.
- Do not disassemble or alter the rechargeable battery or the printer with the rechargeable battery installed.
- Do not use a damaged or deformed rechargeable battery.
- Do not use in a corrosive environment (such as an area exposed to salty air, salt water and acidic, alkaline or corrosive gases).
- Liquid (electrolyte) leaking from the printer or rechargeable battery may indicate that the rechargeable battery is damaged. If the rechargeable battery leaks, immediately move the printer or rechargeable battery away from flames.

Do not touch the electrolyte. If electrolyte gets in the eyes, do not rub the eyes. Immediately rinse liberally with tap water or other clean water and seek the advice of a medical professional. If left alone, the electrolyte could cause eye damage. If the liquid contacts your skin or clothing, immediately rinse them with water. Place the printer in a bag to isolate it.

- Do not put the rechargeable battery, or a printer with the rechargeable battery installed, into a microwave oven or a high pressure container.

DANGER



Rechargeable Li-ion Battery


















Carefully observe the following precautions for the optional rechargeable Li-ion battery (hereafter, referred to as "rechargeable battery"), otherwise may produce heat or cracks, or may result in damage, explosion, smoke, fire or electric shock.

- To charge the rechargeable battery, insert it into the PocketJet PJ-622/PJ-623/PJ-662/PJ-663, and then use the AC adapter/DC cable designed specifically for this printer.
- Do not disassemble or modify the rechargeable battery. The safety mechanisms and protection circuitry within the rechargeable battery could become disabled.
- Do not allow wires or other metal objects to come into contact with the terminals of the rechargeable battery. Do not carry or store with metal objects such as necklaces or hairpins. This could cause an electrical short, and could cause metal objects such as wires, necklaces, or hairpins to overheat.
- Do not dispose of the rechargeable battery in fire or intentionally overheat. This could cause the internal insulation to melt, gas to be emitted, or safety mechanisms to fail. Additionally, the electrolyte could catch fire.
- Do not use or leave the rechargeable battery near fire, heaters, or other high temperature locations (above 80 °C) .
- Do not allow the rechargeable battery to come into contact with or to be immersed in regular or salt water. The safety mechanisms and protection circuitry within the rechargeable battery could become disabled.
- Do not charge the rechargeable battery near a fire or in direct sunlight. This could cause the protection circuitry which is designed to prevent danger due to high heat to activate, causing either charging to stop, charging to occur under excessive current/voltage due to failure of the protection circuitry, or abnormal chemical reaction within the rechargeable battery.
- Only charge the rechargeable battery using the AC adapter/DC cable designed specifically for this printer or in accordance with the specified charging parameters. Charging outside these parameters (charging at higher than the recommended temperature, higher than the recommended current/voltage, using a modified adapter, etc.) could either overcharge the rechargeable battery, charge the rechargeable battery at an abnormal current/voltage, or cause an abnormal chemical reaction within the rechargeable battery.
- Do not pierce the rechargeable battery with a nail, hit with a hammer, or step on the rechargeable battery.
- Do not subject the rechargeable battery to severe shocks or throw the rechargeable battery. Damage to the rechargeable battery's protection circuitry could cause the rechargeable battery to be recharged at an abnormal current/voltage, or cause an abnormal chemical reaction within the rechargeable battery.
- Do not use the rechargeable battery if it is severely damaged or deformed.
- Do not solder any connections to the rechargeable battery. This could cause internal insulation to melt, gas to be emitted, or safety mechanisms to fail.
- Do not use the rechargeable battery with the polarity (+) (-) reversed. Check the orientation of the rechargeable battery before inserting it, and do not try to force the rechargeable battery into the printer. Charging the rechargeable battery with the polarity reversed could cause an abnormal chemical reaction within the rechargeable battery or abnormal current flow during discharge.
- Do not directly connect the rechargeable battery to a household or vehicle cigarette lighter socket.


























⚠ DANGER

	<ul style="list-style-type: none"> ■ Use the rechargeable battery only with approved devices. Use with other devices may result in lower battery performance or battery life.
	<ul style="list-style-type: none"> ■ Liquid (electrolyte) leaking from the printer or rechargeable battery may indicate that the rechargeable battery is damaged. If the rechargeable battery leaks, immediately move the printer or rechargeable battery away from flames. <p>Do not touch the electrolyte. If electrolyte gets in the eyes, do not rub the eyes. Immediately rinse liberally with tap water or other clean water and seek the advice of a medical professional. If left alone, the electrolyte could cause eye damage. If the liquid contacts your skin or clothing, immediately rinse them with water. Place the printer in a bag to isolate it.</p> <ul style="list-style-type: none"> ■ Do not put the rechargeable battery, or a printer with the rechargeable battery installed, into a microwave oven or a high pressure container.




















⚠ WARNING

Printer	
	Do not use the printer where its use is prohibited, such as on an airplane. This could affect equipment, resulting in an accident.
	Do not use the printer in special environments, such as near medical equipment. Electromagnetic waves may cause the equipment to malfunction.
    	<ul style="list-style-type: none"> ■ Do not insert foreign objects into the printer or its connectors and ports, otherwise it may result in damage, fire or electric shock. ■ If foreign objects are dropped into the printer, immediately turn it off, disconnect the AC adapter/DC cable from the electrical outlet, and then contact the sales representative where the printer was purchased. If you continue to operate the printer, it may result in damage, fire or electric shock.
   	<p>Do not operate, charge, or store the printer in the following locations, otherwise leaking, fire, electric shock, or damage may result.</p> <ul style="list-style-type: none"> ■ Near water, such as in a bathroom or near a water heater, or in an extremely humid location ■ In a location where it is exposed to rain or moisture ■ In an extremely dusty location ■ In an extremely hot location, such as near naked flames, heaters, or in direct sunlight ■ In a closed car under a hot sun ■ In a location where condensation may form
	If you see lightning nearby, disconnect the AC adapter/DC cable from the electrical outlet. If lightning strikes nearby, do not touch the printer, since there is a risk of electric shock.
  	<p>Do not try to disassemble or alter the printer, otherwise fire, electric shock, or damage may result. For servicing, adjustments or repairs, contact the sales representative where the printer was purchased. (The warranty does not cover repairs for damage resulting from disassembly or alterations performed by the user.)</p>





⚠ WARNING

  	<p>The printer may be damaged if it is dropped or subjected to strong shocks, such as being stepped on. If you continue to operate a damaged printer, fire or electric shock may result. If the printer is damaged, immediately turn it off, disconnect the AC adapter/DC cable from the electrical outlet, and then contact the sales representative where the printer was purchased.</p>
   	<p>If the printer operates abnormally (for example, if it produces smoke, an unusual odour, or noise), stop using it, otherwise it may result in damage, fire or electric shock. Immediately turn off the printer, disconnect the AC adapter/DC cable from the electrical outlet, and then contact the sales representative where the printer was purchased for repairs.</p>
	<p>Do not charge the printer with an AC adapter/DC cable other than that specified.</p>
  	<p>If the printer is not fully charged after the specified amount of time has passed, stop charging it, otherwise it may result in damage, fire or electric shock.</p>
  	<p>Do not place the product near chemicals or in a place where chemical spillage could occur. In particular organic solvents or liquids may cause the casing and/or cables to melt or dissolve, risking fire or electric shock. They may also cause the product to malfunction or become discoloured.</p>
AC adapter/DC cable	
  	<p>Only use the AC adapter/DC cable designed specifically for this printer, otherwise it may result in damage, fire or electric shock.</p>
  	<p>Do not plug the printer into an electrical outlet other than a household outlet (AC100-240V 50/60Hz), otherwise it may result in damage, fire or electric shock.</p>
 	<p>Do not touch the AC adapter/DC cable or the power supply plug with wet hands, otherwise it may result in electric shock.</p>
  	<p>Do not try to disassemble, alter, or repair the AC adapter/DC cable, otherwise it may result in injury, fire or electric shock.</p> <p>For servicing, adjustments or repairs, contact the sales representative where the printer was purchased.</p>

⚠ WARNING




  	Do not spill water or drinks on the AC adapter/DC cable. In addition, do not use the AC adapter/DC cable in a location where it may get wet, otherwise it may result in explosion or electric shock.
 	If the power supply plug becomes dirty (for example, if it becomes covered with dust) disconnect it from the electrical outlet, and then wipe it with a dry cloth. If you continue to use a dirty power supply plug, fire may result.
  	When disconnecting the AC power cord, do not pull on the cord, otherwise it may result in fire or electric shock.
  	Do not insert foreign objects into the terminals of the AC adapter/DC cable, otherwise it may result in burns or electric shock.
 	<p>Use the AC adapter/DC cable correctly and observe the following precautions, otherwise it may result in fire or electric shock.</p> <ul style="list-style-type: none"> ■ Do not damage the AC adapter/DC cable. ■ Do not modify the AC adapter/DC cable. ■ Do not twist the AC adapter/DC cable. ■ Do not severely bend the AC adapter/DC cable. ■ Do not pull on the AC adapter/DC cable. ■ Do not place objects on the AC adapter/DC cable. ■ Do not subject the AC adapter/DC cable to heat. ■ Do not bind the AC adapter/DC cable. ■ Do not allow the AC adapter/DC cable to be pinched.
	If the AC adapter/DC cable is damaged, request a new one from the sales representative where the printer was purchased.
	Keep the AC adapter/DC cable out of the reach of children, particularly infants, otherwise it may result in injury.
	Do not use the AC adapter/DC cable near microwave ovens, otherwise it may result in damage to the printer or AC adapter/DC cable.
  	Do not use the AC adapter/DC cable near flames or heaters. If the covering of the AC adapter/DC cable cord melts, it may result in fire or electric shock.

⚠ WARNING

	Before performing maintenance on the printer, such as cleaning, disconnect the AC adapter/DC cable from the electrical outlet, otherwise it may result in electric shock.
	
	If the printer will not be used for a long period of time, disconnect the AC adapter/DC cable from the printer and the electrical outlet for safety reasons.
	Do not wind the AC adapter/DC cable around the adapter or bend the cable, otherwise the cable may be damaged.




⚠ CAUTION

Printer

	Keep the printer and its accessories (rechargeable battery, consumables, plastic bags, labels, etc.) out of the reach of children, particularly infants, otherwise injury or accidents such as ingestion may occur.
	Stop operating the printer if it leaks or becomes discoloured, deformed, or otherwise defective.
	Do not operate the printer while holding only the release cover. If the cover comes off and the printer falls, it may result in injury.

General Precautions

Rechargeable battery

	At the time of purchase, the rechargeable battery is slightly charged so that the operation of the printer can be verified; however, the rechargeable battery should be fully charged with the AC adapter/DC cable before the printer is used.
	If the printer will not be used for a long period of time, remove the rechargeable battery from the printer, and then store it in a location where it is not exposed to static electricity, high humidity, or high temperatures (temperatures between 15 and 25 °C and 40% to 60% humidity are recommended). In order to maintain the efficiency and life of the rechargeable battery, charge it at least every six months.
	<p>The printer is powered with a rechargeable battery. If the printer can only be used for a short period of time, even though it is fully charged, the rechargeable battery may have reached the end of its service life. Replace the rechargeable battery with a new one.</p> <p>When replacing the rechargeable battery, cover the battery terminals that make contact with the printer with tape to prevent the terminals from shorting.</p>

Trademarks

Brother is a registered trademark of Brother Industries, Ltd.

© 2013 Brother Industries, Ltd. All rights reserved.

Microsoft, Windows and Windows Vista are registered trademarks of Microsoft Corporation in the United States and other countries.

Apple, Macintosh and Mac OS are trademarks of Apple Inc., registered in the United States and other countries.

The Bluetooth word mark and logos are owned by the Bluetooth SIG, Inc. and any use of such marks by Brother Industries, Ltd. under licence.

Adobe and Reader are either registered trademarks of Adobe Systems Incorporated in the United States and/or other countries.

Portions of the graphics filter software are based in part on the work of the Independent JPEG group.

QR Code is a registered trademark of DENSO WAVE INCORPORATED in JAPAN and other countries. QR Code Generating Program Copyright © 2008 DENSO WAVE INCORPORATED.

This product contains μ DeepCore OBEX as Infrared Data communication protocol owned by E-Globaledge Corporation Copyright 2006 E-Globaledge Corp. All Rights Reserved.

BarStar Pro Encode Library (DataMatrix, PDF417) Copyright © 2007 AINIX Corporation. All rights reserved.

Epson ESC/P is a registered trademark of Seiko Epson Corporation.

Each owner whose software title is mentioned in this document has a Software Licence Agreement specific to its proprietary programs.

All other software and product names mentioned are trademarks or registered trademarks of their respective companies.

Regulation

CAUTION

RISK OF EXPLOSION IF BATTERY IS REPLACED BY AN INCORRECT TYPE.
DISPOSE OF USED BATTERIES ACCORDING TO THE INSTRUCTIONS.

Declaration of Conformity (Europe only) (PJ-622 and PJ-623)

We, Brother Industries, Ltd.

15-1, Naeshiro-cho, Mizuho-ku, Nagoya 467-8561 Japan

declare that this product and AC adapter are in conformity with the essential requirements of all relevant directives and regulations applied within the European Community.

The Declaration of Conformity (DoC) can be downloaded from our website.

Visit <http://solutions.brother.com/> and:

- > select "Europe"
- > select your country
- > select your model
- > select "Manuals" and your language, then click "Search"
- > select Declaration of Conformity
- > click "Download"

Your Declaration will be downloaded as a PDF file.

Declaration of Conformity for R&TTE (Radio and Telecommunications) Directive 1999/5/EC (Europe only) (Applicable to models with telecommunications and/or radio interfaces)

We, Brother Industries, Ltd.

15-1, Naeshiro-cho, Mizuho-ku, Nagoya 467-8561 Japan

declare that these products are in conformity with the provisions of the R&TTE Directive 1999/5/EC. A copy of the Declaration of Conformity can be downloaded by following the instructions above.

Federal Communications Commission (FCC) Declaration of Conformity (For USA Only)

Responsible Party: Brother Mobile Solutions, Inc.
600 12th Street, Suite 300
Golden, CO 80401, U.S.A.
TEL: (303)728-0288

Product Name: Thermal Printer
Model Number: PJ-622, PJ-623, PJ-662, PJ-663

This device complies with Part 15 of the FCC Rules. Operation is subject to the following two conditions: (1) this device may not cause harmful interference, and (2) this device must accept any interference received, including interference that may cause undesired operation.

This equipment has been tested and found to comply with the limits for a Class B digital device, pursuant to Part 15 of the FCC Rules. These limits are designed to provide reasonable protection against harmful interference in a residential installation. This equipment generates, uses, and can radiate radio frequency energy and, if not installed and used in accordance with the instructions, may cause harmful interference to radio communications. However, there is no guarantee that interference will not occur in a particular installation. If this equipment does cause harmful interference to radio or television reception, which can be determined by turning the equipment off and on, the user is encouraged to try to correct the interference by one or more of the following measures:

- Reorient or relocate the receiving antenna.
- Increase the separation between the equipment and receiver.
- Connect the equipment into an outlet on a circuit different from that to which the receiver is connected.
- Consult the dealer or an experienced radio/TV technician for help.

Important

- The enclosed interface cable should be used in order to ensure compliance with the limits for a Class B digital device.
- Changes or modifications not expressly approved by Brother Mobile Solutions, Inc. could void the user's authority to operate the equipment.

CAUTION: To maintain compliance with FCC's RF exposure guidelines, use only the supplied antenna. Unauthorized antenna, modification, or attachments could damage the transmitter and may violate FCC regulations.

Industry Canada Compliance Statement (For Canada only)

This Class B digital apparatus complies with Canadian ICES-003.

Cet appareil numérique de la classe B est conforme à la norme NMB-003 du Canada.

Operation is subject to the following two conditions:

(1) this device may not cause interference, and (2) this device must accept any interference, including interference that may cause undesired operation of the device.

L'utilisation de ce dispositif est autorisée seulement aux conditions suivantes:

(1) il ne doit pas produire de brouillage et (2) l'utilisateur du dispositif doit être prêt à accepter tout brouillage radioélectrique reçu, même si ce brouillage est susceptible de compromettre le fonctionnement du dispositif.

Accessing the User's Guide and P-touch Editor Software User's Guide

The User's Guide and P-touch Editor Software User's Guide (PJ-623/663 only) can be found on the setup CD-ROM.

You can access these documents by selecting the desired document on the top menu screen which appears automatically after you insert the CD-ROM into your computer.

brother



LBD102001