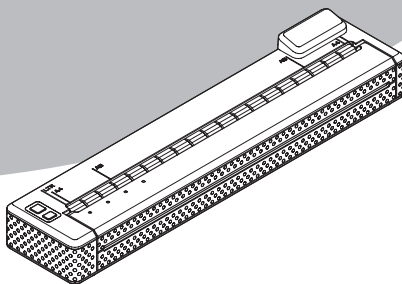


brother

PocketJet

SAFETY AND LEGAL



PJ-673 Mobile Printer

Be sure to read this document before using the printer.

Introduction

Thank you for purchasing the PJ-673 (hereafter referred to as “the printer”).

This thermal mobile printer is ultra portable and can be connected to a Mobile device or Windows® PC to produce quick printouts.

The documentation included with the printer contains operating precautions and instructions. Before using the printer, be sure to read this document for information about safety and correct operation.

Save the documentation for later reference.

Important Notice




- The contents of this document are subject to change without notice.
- The contents of this document may not be duplicated or reproduced, partially or in full, without permission.
- We assume no responsibility for damages arising from earthquakes, fire, other disasters, actions of third parties, the user's intentional or negligent operation, misuse or operation under other special conditions.
- We assume no responsibility for damage (such as losses, loss of business profits, lost profits, business disruptions or a lost means of communication) that may result from the use or inability to use the printer.
- If the printer should be defective due to faulty manufacturing, we shall replace or repair it during the warranty period.
- We assume no responsibility for damages that may result from incorrect operation of the printer by connecting incompatible equipment or using incompatible software.













To use the machine safely

If the printer malfunctions, immediately stop using it, and then contact the sales representative where the printer was purchased.

Symbols used in this document

The following symbols are used throughout this document.

 DANGER	Indicates an imminently hazardous situation which, if the product is handled without following the warnings and instructions, will result in death or serious injuries.
 WARNING	Indicates a potentially hazardous situation which, if the product is handled without following the warnings and instructions, could result in death or serious injuries.
 CAUTION	Indicates a potentially hazardous situation which, if not avoided, may result in minor or moderate injuries.
IMPORTANT	Indicates a potentially hazardous situation which, if not avoided, may result in damage to property or loss of product functionality.

	Indicates risk of fire under certain circumstances
	Indicates risk of electric shock under certain circumstances
	Indicates risk of burns under certain circumstances
	Indicates risk of rupturing under certain circumstances
	Indicates an action that must not be performed
	Indicates risk of combustion if fire is nearby
	Indicates risk of injury if the indicated part of the printer is touched
	Indicates risk of injury, such as electric shock, if the indicated part of the printer is disassembled
	Indicates risk of electric shock if the operation is performed with wet hands
	Indicates risk of electric shock if the printer is exposed to water
	Indicates an action that must be performed
	Indicates that the AC power cord must be disconnected from the electrical outlet

Important safety instructions

DANGER







Rechargeable Ni-MH Battery/Rechargeable Li-ion Battery



Carefully observe the following precautions for the optional rechargeable Ni-MH Battery/rechargeable Li-ion battery (hereafter, referred to as "the rechargeable battery"), otherwise it may produce heat or cracks, or result in damage, leaking, electrical shorts, explosions, smoke, fire or electric shock.












- To charge the rechargeable battery, use the AC adapter/DC cable designed specifically for this printer.
- Do not disassemble or modify the rechargeable battery. The safety mechanisms and protection circuitry within the rechargeable battery could become disabled.
- Do not allow wires or other metal objects to come into contact with the terminals of the rechargeable battery. Do not carry or store with metal objects such as necklaces or hairpins. This could cause an electrical short, and could cause metal objects such as wires, necklaces, or hairpins to overheat.
- Do not dispose of the rechargeable battery in fire or intentionally overheat. This could cause the internal insulation to melt, gas to be emitted, or safety mechanisms to fail. Additionally, the electrolyte could catch fire.
- Do not use or leave the rechargeable battery near fire, heaters, or in any high temperature locations.
- Do not allow the rechargeable battery to come into contact with or to be immersed in regular or salt water. The safety mechanisms and protection circuitry within the rechargeable battery could become disabled.
- Do not charge the rechargeable battery near a fire or in direct sunlight. This could cause the protection circuitry which is designed to prevent danger due to high heat to activate, causing either charging to stop, charging to occur under excessive current/voltage due to failure of the protection circuitry, or abnormal chemical reaction within the rechargeable battery.
- Do not pierce the rechargeable battery with a nail, hit with a hammer, or step on the rechargeable battery.
- Do not subject the rechargeable battery to severe shocks or throw the rechargeable battery. Damage to the rechargeable battery's protection circuitry could cause the rechargeable battery to be recharged at an abnormal current/voltage, or cause an abnormal chemical reaction within the rechargeable battery.
- Do not use the rechargeable battery if it is severely damaged or deformed.
- Do not solder any connections to the rechargeable battery.
- Do not use the rechargeable battery with the polarity reversed. Check the orientation of the rechargeable battery before inserting it, and do not try to force the rechargeable battery into the printer. Charging the rechargeable battery with the polarity reversed could cause an abnormal chemical reaction within the rechargeable battery or abnormal current flow during discharge.

⚠ DANGER

























	■ Use the rechargeable battery only with approved devices. Use with other devices may result in lower battery performance or battery life.
	■ Do not peel off or scratch the covering of the rechargeable battery. If the covering becomes scratched, stop using the rechargeable battery.
	■ Liquid (electrolyte) leaking from the printer or rechargeable battery may indicate that the rechargeable battery is damaged. If the rechargeable battery leaks, immediately move the printer or rechargeable battery away from flames.
	Do not touch the electrolyte. If electrolyte gets in the eyes, do not rub the eyes. Immediately rinse liberally with tap water or other clean water and seek the advice of a medical professional. If left alone, the electrolyte could cause eye damage. If the liquid contacts your skin or clothing, immediately rinse them with water. Place the printer in a bag to isolate it.
	■ Do not put the rechargeable battery, or a printer with the rechargeable battery installed, into a microwave oven or a high pressure container.
	Keep the printer and its accessories (rechargeable battery, consumables, plastic bags, labels, etc.) out of the reach of children, particularly infants, otherwise injury or accidents such as ingestion may occur.

⚠ WARNING

Printer

	Do not use the printer where its use is prohibited, such as on an airplane. This could affect equipment, resulting in an accident.
	Do not use the printer in special environments, such as near medical equipment. Electromagnetic waves may cause the equipment to malfunction.
	Users with heart pacemakers should move away from the machine if they sense any abnormalities. Then, immediately seek the advice of a medical professional.
	Do not insert foreign objects into the printer or its connectors and ports, otherwise it may result in damage, fire or electric shock.
	If any foreign objects are dropped into the printer, immediately turn it off, disconnect the AC adapter/DC cable from the electrical outlet, remove the rechargeable battery from the printer, and then contact the sales representative where the printer was purchased. If you continue to operate the printer, it may result in damage, fire or electric shock.
	Do not operate, charge, or store the printer in the following locations, otherwise leaking, fire, electric shock, or damage may result.
	■ Near water, such as in a bathroom or near a water heater, or in an extremely humid location
	■ In a location where it is exposed to rain or moisture
	■ In an extremely dusty location
	■ In an extremely hot location, such as near naked flames, heaters, or in direct sunlight
	■ In a closed car under a hot sun
	■ In a location where condensation may form
	If you see lightning nearby, disconnect the AC adapter/DC cable from the electrical outlet. If lightning strikes nearby, do not touch the printer, since there is a risk of electric shock.

⚠ WARNING

  	Do not try to disassemble or alter the printer, otherwise fire, electric shock, or damage may result. For servicing, adjustments or repairs, contact the sales representative where the printer was purchased. (The warranty does not cover repairs for damage resulting from disassembly or alterations performed by the user.)
  	The printer may be damaged if it is dropped or subjected to strong shocks, such as being stepped on. If you continue to operate a damaged printer, fire or electric shock may result. If the printer is damaged, immediately turn it off, disconnect the AC adapter/DC cable from the electrical outlet, remove the rechargeable battery from the printer, and then contact the sales representative where the printer was purchased.
   	If the printer operates abnormally (for example, if it produces smoke, an unusual odour, or noise), stop using it, otherwise it may result in damage, fire or electric shock. Immediately turn off the printer, disconnect the AC adapter/DC cable from the electrical outlet, remove the rechargeable battery from the printer, and then contact the sales representative where the printer was purchased for repairs.
  	Stop operating the printer if it leaks or becomes discoloured, deformed, or otherwise defective.
  	Do not charge the printer with an AC adapter/DC cable other than that specified.
  	If the printer is not fully charged after the specified amount of time (120 minutes for the rechargeable Ni-MH battery and 180 minutes for the rechargeable Li-ion battery) has passed, stop charging it, otherwise it may result in damage, fire or electric shock.
  	Do not place the product near chemicals or in a place where chemical spillage could occur. In particular organic solvents or liquids may cause the casing and/or cables to melt or dissolve, risking fire or electric shock. They may also cause the product to malfunction or become discoloured.
	While using the AC adapter/DC cable, do not touch the machine during a severe thunderstorm, as this may result in electrical shock.
	Keep the printer and its accessories (rechargeable battery, consumables, plastic bags, labels, etc.) out of the reach of children, particularly infants, otherwise injury or accidents such as ingestion may occur.

⚠ WARNING

AC adapter/DC cable



Only use the AC adapter/DC cable designed specifically for this printer, otherwise it may result in damage, fire or electric shock.



The AC adapter/DC cable is designed specifically for use with this printer. Do not use with any other product.



Do not place the product near chemicals or in a place where chemical spillage could occur. In particular organic solvents or liquids may cause the casing and/or cables to melt or dissolve, risking fire or electric shock. They may also cause the product to malfunction or become discoloured.



Use only the authorized power source (AC100-240V 50/60Hz), otherwise it may result in damage, fire or electric shock.



Do not touch the AC adapter/DC cable or the power supply plug with wet hands, otherwise it may result in electric shock.



Do not try to disassemble, alter, or repair the AC adapter/DC cable, otherwise it may result in injury, fire or electric shock.



For servicing, adjustments or repairs, contact the sales representative where the printer was purchased.



Do not spill water or drinks on the AC adapter/DC cable. In addition, do not use the AC adapter/DC cable in a location where it may get wet, otherwise it may result in explosion or electric shock.



If the power supply plug becomes dirty (for example, if it becomes covered with dust) disconnect it from the electrical outlet, and then wipe it with a dry cloth. If you continue to use a dirty power supply plug, fire may result.






















When disconnecting the AC power cord, do not pull on the cord, otherwise it may result in fire or electric shock.



Do not insert foreign objects into the terminals of the AC adapter/DC cable, otherwise it may result in burns or electric shock.



⚠ WARNING

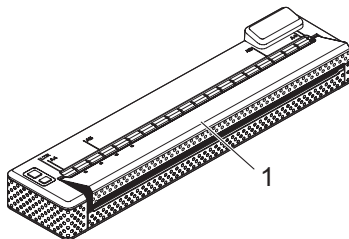
	<p>Use the AC adapter/DC cable correctly and observe the following precautions, otherwise it may result in fire or electric shock.</p>
	<ul style="list-style-type: none"> ■ Do not damage the AC adapter/DC cable. ■ Do not modify the AC adapter/DC cable. ■ Do not twist the AC adapter/DC cable. ■ Do not severely bend the AC adapter/DC cable. ■ Do not pull on the AC adapter/DC cable. ■ Do not place objects on the AC adapter/DC cable. ■ Do not subject the AC adapter/DC cable to heat. ■ Do not bind the AC adapter/DC cable. ■ Do not allow the AC adapter/DC cable to be pinched.
	<p>If the AC adapter/DC cable is damaged, request a new one from the sales representative where the printer was purchased.</p>
	<p>Keep the AC adapter/DC cable out of the reach of children, particularly infants, otherwise it may result in injury.</p>
	<p>Do not use the AC adapter/DC cable near microwave ovens, otherwise it may result in damage to the AC adapter/DC cable or printer.</p>
	<p>Do not use the AC adapter/DC cable near flames or heaters. If the covering of the AC adapter/DC cable cord melts, it may result in fire or electric shock.</p>
	
	
	
	<p>Do not overload electric outlets, or plug multiple devices into the same electric outlet. There is a risk of fire, electric shock or damage.</p>
	
	<p>Before performing maintenance on the printer, such as cleaning, disconnect the AC adapter/DC cable from the electrical outlet, otherwise it may result in electric shock.</p>
	
	<p>When connecting the AC adapter/DC cable, always push the plug into the electric outlet as far as it will go to ensure a solid connection, otherwise it may result in damage, fire or electric shock.</p>
	
	
	<p>If the printer will not be used for a long period of time, disconnect the AC adapter/DC cable from the printer and the electrical outlet for safety reasons.</p>
	<p>Brother strongly recommends that you DO NOT use any extension cord.</p>
	

! CAUTION

Printer



Do not operate the printer while holding only the release cover. If the cover comes off and the printer falls, it may result in injury.



1 Release cover

General Precautions

Rechargeable battery



At the time of purchase, the rechargeable battery is slightly charged so that the operation of the printer can be verified; however, the rechargeable battery should be fully charged with the specified battery charger (AC adapter/DC cable) before the printer is used.



If the printer will not be used for a long period of time, remove the rechargeable battery from the printer, and then store it in a location where it is not exposed to static electricity, high humidity, or high temperatures (temperatures between 15 and 25 °C and 40% to 60% humidity are recommended). In order to maintain the efficiency and life of the rechargeable battery, charge it at least every six months.



When removing the rechargeable Ni-MH battery from the printer, be sure to hold the connector while disconnecting it.

Pulling on the rechargeable Ni-MH battery may result in damage to wiring.



The printer is powered with a rechargeable battery. If the printer can only be used for a short period of time, even though it is fully charged, the rechargeable battery may have reached the end of its service life. Replace the rechargeable battery with a new one.

When replacing the rechargeable battery, cover the battery terminals that make contact with the printer with tape to prevent the terminals from shorting.

IMPORTANT

Printer



The machine may malfunction if left near a television, radio, etc. Do not use the machine near any machine that can cause electromagnetic interference.

AC adapter/DC cable



Do not wind the AC adapter/DC cable cable around the adapter or bend the cable, otherwise the cable may be damaged.

Trademarks

Brother is a trademark of Brother Industries, Ltd.

© 2013 Brother Industries, Ltd. All rights reserved.

Microsoft, Windows and Windows Vista are registered trademarks of Microsoft Corporation in the United States and other countries.

Adobe and Reader are either registered trademarks of Adobe Systems Incorporated in the United States and/or other countries.

QR Code is a registered trademark of DENSO WAVE INCORPORATED in JAPAN and other countries. QR Code Generating Program Copyright © 2008 DENSO WAVE INCORPORATED.

BarStar Pro Encode Library (DataMatrix, PDF417) Copyright © 2007 AINIX Corporation. All rights reserved.

Epson ESC/P is a registered trademark of Seiko Epson Corporation.

Each owner whose software title is mentioned in this document has a Software Licence Agreement specific to its proprietary programs.

All other software and product names mentioned are trademarks or registered trademarks of their respective companies.

Open Source Licensing Remarks

This product includes open-source software.

To see the open source licensing remarks, please go to the manual download selection on your model's home page of Brother Solutions Center at <http://solutions.brother.com/>

Regulation

CAUTION

RISK OF EXPLOSION IF BATTERY IS REPLACED BY AN INCORRECT TYPE.
DISPOSE OF USED BATTERIES ACCORDING TO THE INSTRUCTIONS.

Declaration of Conformity (Europe only)

We, Brother Industries, Ltd.

15-1, Naeshiro-cho, Mizuho-ku, Nagoya 467-8561 Japan

declare that this product and AC adapter are in conformity with the essential requirements of all relevant directives and regulations applied within the European Community.

The Declaration of Conformity (DoC) can be downloaded from our website.

Visit <http://solutions.brother.com/> and:

- > select "Europe"
- > select your country
- > select your model
- > select "Manuals" and your language, then click "Search"
- > select Declaration of Conformity
- > click "Download"

Your Declaration will be downloaded as a PDF file.

Declaration of Conformity for R&TTE (Radio and Telecommunications) Directive 1999/5/EC (Europe only) (Applicable to models with telecommunications and/or radio interfaces)

We, Brother Industries, Ltd.

15-1, Naeshiro-cho, Mizuho-ku, Nagoya 467-8561 Japan

declare that these products are in conformity with the provisions of the R&TTE Directive 1999/5/EC. A copy of the Declaration of Conformity can be downloaded by following the instructions above.

brother



LBC852001

Printed in China