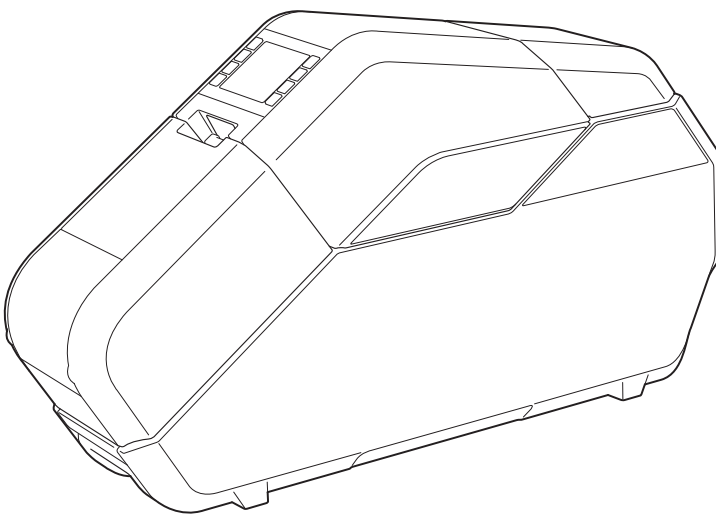


# **Product Safety Guide**

TP-M5000N



**ENGLISH**

Before using this machine, be sure to read this Product Safety Guide. We suggest that you keep this manual for future reference.

# Introduction

Thank you for purchasing the Brother TP-M5000N (hereafter referred to as “the machine”). Be sure to read the Product Safety Guide (this manual) before using the machine. The latest version of the Product Safety Guide can be downloaded from the Brother Solutions Center website ([support.brother.com](http://support.brother.com)). We suggest that you keep this manual for future reference.

## Important Information

---

- The contents of this document and specifications of the machine are subject to change without notice.
- The contents of this document may not be duplicated or reproduced, partially or in full, without permission.
- We assume no responsibility for damages arising from earthquakes, fire, other disasters, actions of third parties, the user's intentional or negligent operation, misuse or operation under other special conditions.
- We assume no responsibility for damage (such as losses, loss of income, lost profits, business disruptions, a lost means of communication or claims from third parties) that may result from the use or inability to use this machine.
- The actual windows and dialog boxes of the software as well as the machine screens may differ from those described in this manual, depending on your machine, or the operating system running on your computer.
- Before using this machine, be sure to read all included documentation for details on its safe and correct use.
- In the event that this machine is defective due to faulty manufacturing, we shall repair or replace it. We shall not be obligated to repair or replace the product under any other circumstances.
- We assume no responsibility for damages that may result from a malfunction of this machine from connecting incompatible equipment or using incompatible software.
- Brother Industries, Ltd. reserves the right to modify, without notice, materials and specifications published in this document. In addition, we assume no responsibility for damages (including consequential damages) resulting from the use of published materials, including typographical errors or any other error included in the publications.
- This machine is approved for use only within the country where it was purchased. Since regulations for electronics may differ by country, do not use this machine in any country other than where it was purchased.

- Windows Vista<sup>®</sup> is the general term in this manual for all editions of Windows Vista<sup>®</sup>.
- Windows<sup>®</sup> 7 is the general term in this manual for all editions of Windows<sup>®</sup> 7.
- Windows<sup>®</sup> 8 is the general term in this manual for all editions of Windows<sup>®</sup> 8.
- Windows<sup>®</sup> 8.1 is the general term in this manual for all editions of Windows<sup>®</sup> 8.1.
- Windows Server<sup>®</sup> 2008 is the general term in this manual for all editions of Windows Server<sup>®</sup> 2008 and Windows Server<sup>®</sup> 2008 R2.
- Windows Server<sup>®</sup> 2012 is the general term in this manual for all editions of Windows Server<sup>®</sup> 2012 and Windows Server<sup>®</sup> 2012 R2.

## Precautions for Creating Tape

---

Observe the following precautions when creating tape.

- Copyrighted material  
Creating tape of copyrighted material is prohibited, except for personal use.













# Product Safety

If the machine malfunctions, immediately stop using it, and contact your reseller or Brother customer service for assistance.





































In order to prevent injuries or damage to the machine, follow the safety information in this chapter.

The following symbols and conventions are used throughout the documentation.










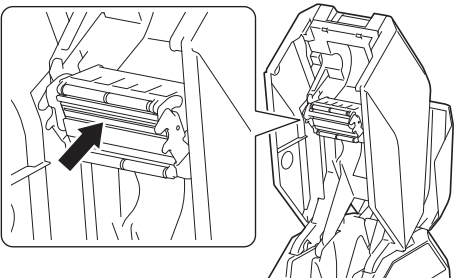
<b>▲ WARNING</b>	This indicates a potentially hazardous situation which, if the product is handled without following the warnings and instructions, could result in death or serious injuries.
<b>▲ CAUTION</b>	This indicates a potentially hazardous situation which, if not avoided, may result in minor or moderate injuries.
<b>IMPORTANT</b>	This indicates a potentially hazardous situation which, if not avoided, may result in damage to property or loss of product functionality.

	Indicates risk of fire under certain circumstances		Indicates an action that must not be performed
	Indicates risk of injury, such as electric shock, if the indicated part of the machine is disassembled		Indicates that the power cord must be unplugged from the electrical socket
	Indicates risk of electric shock under certain circumstances		Indicates risk of combustion if fire is nearby
	Indicates risk of electric shock if the machine is exposed to water		Indicates that flammable sprays must not be used
	Indicates risk of burns under certain circumstances		Indicates that organic solvents such as alcohol and liquids must not be used
	Indicates an action that must be performed		Indicates supplemental information or operations for the machine

































## Safety Precautions

<b>⚠ WARNING</b>			
<b>■ Machine</b>			
   	<p>Do not use the machine if it is operating abnormally (for example, if it produces smoke or an unusual odour or noise), otherwise fire, electric shock or damage to the machine may result. Immediately turn off the machine, unplug the power cord from the electrical socket, and then contact your reseller or Brother customer service for assistance.</p>	  	<p>Do not spill liquids of any type on the machine, otherwise fire, electric shock or damage may result.</p>
	<p>Keep out of the reach of children, particularly infants, otherwise injuries may result.</p>	  	<p>Do not use the machine near open flames, otherwise fire, electric shock or damage may result.</p>
	<p>Do not allow children to play with the plastic bag that contained the machine. Dispose of the bag or keep it away from infants and children. There is a risk of suffocation.</p>	   	<p>Do not place the following objects on the machine. Fire, electric shock or damage may result if any of these objects come into contact with the internal electrical parts. If any of these objects enter the machine, unplug the power cord from the electrical socket, and then contact your reseller or Brother customer service for assistance.</p> <ul style="list-style-type: none"> <li>• Metal objects such as necklaces or bracelets</li> <li>• Objects containing water or liquids, such as cups, flower vases or flower pots</li> </ul>
   	<p>Do not try to disassemble or alter the machine, otherwise fire, electric shock or damage may result. Contact your reseller or Brother customer service for machine servicing, adjustments or repairs. (The warranty does not cover damage resulting from disassembly or alterations performed by the user.)</p>	 	<p>In order to assure proper ventilation, do not place the machine in a location where its vents would be blocked, otherwise heat will accumulate, which may result in fire.</p>
    	<p>Do not use or store the machine in the following locations, otherwise fire, electric shock or damage may result.</p> <ul style="list-style-type: none"> <li>• Near water, such as in a kitchen or bathroom, near a water heater, or in an extremely humid location</li> <li>• In a location where it is exposed to rain or moisture</li> <li>• In an extremely dusty location</li> <li>• Near open flames, heaters or volatile combustible material</li> <li>• In an extremely hot location, such as in direct sunlight</li> <li>• In a location where condensation may form</li> </ul>	   	<p>Do not use combustible sprays when cleaning the machine or near it, otherwise fire or electric shock may result.</p> <p>Clean the machine by wiping it with a soft, dry cloth.</p> <p>Examples of combustible sprays:</p> <ul style="list-style-type: none"> <li>• Dust removing cleaners</li> <li>• Pesticides</li> <li>• Disinfectants and deodorisers that contain alcohol</li> <li>• Organic solvents or liquids such as alcohol</li> </ul>
 	<p>Do not touch the machine during a severe thunderstorm, as this may result in electric shock.</p>	  	<p>Do not allow organic solvents, such as benzene, thinner, polish remover or deodorisers, to come into contact with the plastic cover of the machine. These may cause the plastic cover to warp or dissolve, resulting in electric shock or fire.</p>





## ⚠ WARNING

   	<p>Do not insert foreign objects into the machine or its connectors and ports. Fire, electric shock or damage may result if metal objects, such as paper clips or staples, or liquids come into contact with internal machine parts. If foreign objects enter the machine, immediately turn it off, unplug the power cord from the electrical socket, and then contact your reseller or Brother customer service for assistance.</p>	 	<p>Do not touch any metal parts near the print head. The print head becomes very hot during use and remains very hot for some time after use. Do not touch it directly with your hands.</p>
  	<p>Before cleaning the machine, be sure to turn it off and unplug the power cord from the electrical socket, otherwise fire, electric shock or damage may result.</p>		

### ■ Power cord






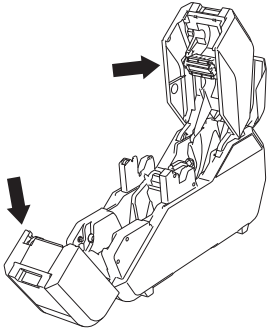

  	<p>Only use the included power cord and the specified power supply. Use under any other conditions may result in a fire, electric shock or damage.</p>	  	<p>Do not use damaged power plugs or a bent electrical socket, otherwise fire, electric shock or damage may result.</p>
 	<p>Do not touch the power cord or the power plug with wet hands, otherwise it may result in an electric shock.</p>	  	<p>Do not overload electrical sockets or plug multiple devices into the same electrical socket, otherwise fire, electric shock or damage may result.</p>
  	<p>Do not spill liquids of any type on the machine, otherwise fire, electric shock or damage may result.</p>	  	<p>When unplugging the power cord from the electrical socket, do not pull on the cord. Hold the power plug and pull it out of the electrical socket, otherwise fire, electric shock or damage may result.</p>
	<p>Keep out of the reach of children, particularly infants, otherwise injuries may result.</p>	  	<p>Use the cables correctly and observe the following precautions, otherwise fire or electric shock may result.</p> <ul style="list-style-type: none"> <li>• Do not damage them.</li> <li>• Do not modify them.</li> <li>• Do not twist them.</li> <li>• Do not severely bend them.</li> <li>• Do not pull on them.</li> <li>• Do not place objects on them.</li> <li>• Do not subject them to heat.</li> <li>• Do not bind them.</li> <li>• Do not allow them to be pinched.</li> </ul>
   	<p>Do not insert objects into the power cord socket, USB port or Ethernet network port, otherwise fire, burns, electric shock or damage may result.</p>	 	<p>Fully insert the power plug into the electrical socket and power cord connector into the power cord socket, otherwise fire, electric shock or damage may result.</p>
 	<p>Regularly remove the power plug from the electrical socket, and clean the base of the prongs and between the prongs. If the power plug is left in the electrical socket for an extended period of time, dust will accumulate at the base of the power plug prongs. This could cause a short circuit that may result in fire.</p>	  	<p>Brother strongly recommends that you DO NOT use any extension cord. However, if an extension cord is required, use it correctly and in compliance with the general guidelines for its use. If an extension cord is incorrectly used, fire, electric shock or damage may result.</p>

## ⚠ WARNING


  	<p>Do not allow organic solvents, such as benzene, thinner, polish remover or deodorisers, to come into contact with the cables. These may cause the cables to warp or dissolve, resulting in electric shock or fire.</p>		<p>When connecting cables and installing tape cassettes and ink ribbon cassettes, be sure to connect and install them correctly and in the correct order.</p> <p>Only connect items that are designed specifically for this machine, otherwise fire or injury may result. Refer to the Product Safety Guide when making connections.</p>
---	---	---	--

## ⚠ CAUTION


### ■ Machine

	<p>Make sure that small children do not put their fingers between moving parts or in openings of the machine.</p>		<p>Do not place the machine on an unstable surface, such as an unsteady table or a high shelf. If the machine falls, injuries may result.</p>
	<p>Do not hold the machine with only one hand. The machine may slip out of your hand.</p>		<p>Do not place heavy objects on top of this machine. If the objects fall, injuries may result.</p>
	<p>Do not hold the machine by its cover. There is a risk of injury if the cover detaches and the machine falls.</p> 		


### ■ Power cord

	<p>If the machine will not be used, unplug the power cord from the electrical socket.</p>
---	---

### ■ Tape cassette/ink ribbon cassette

	<p>Do not place the tape cassettes and ink ribbon cassettes on an unstable surface, such as an unsteady table or a high shelf. If the cassettes fall, injuries may result.</p>
---	--

### ■ Print head cleaning pen

	<p>Do not place the print head cleaning pen in your mouth or allow it to contact your eyes or skin. Do not put it into a fire.</p>
---	--

## IMPORTANT

### ■ Machine


⊘	The machine may malfunction if left near a television, radio, microwave oven, etc. Do not use the machine near any device that can cause electromagnetic interference.	⊘	Do not remove the labels affixed to the machine. These labels provide operational information and indicate the machine's model number.
⊘	Do not drop, hit or otherwise damage the machine.	⚠	Do not use paint thinner, benzene, alcohol or any other organic solvents to clean the machine, otherwise damage to the surface finish may result. Use a soft, dry cloth to clean the machine.

### ■ CD-ROM

⊘	Do not scratch the CD-ROM, expose it to extremely high or low temperatures, place heavy objects on top of it, or bend it.	⚠	The software contained on the CD-ROM is meant for use with this machine only. See the Licence on the CD-ROM for details. This software may be installed on multiple computers for use in an office, etc.
---	---	---	--

### ■ Warning label

- ⚠ The following warning labels appear on the machine. Fully understand the contents of each warning label and perform operations while observing the precautions that are described. In addition, be very careful that the warning labels do not peel off and are not scratched.

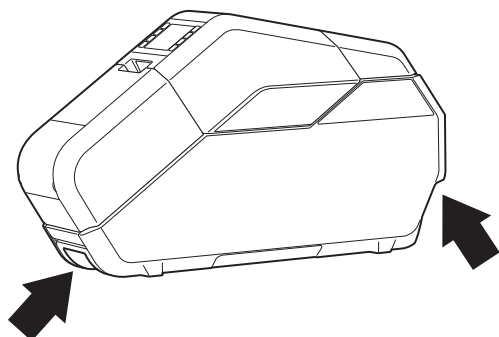


## Other warnings/precautions

⊘	Make sure that the power cord is accessible so that it can be removed in an emergency. Do not place objects on or near the power cord.	⚠	If the machine will not be used for an extended period, remove the tape cassette before storing the machine.
⚠	Always keep the top cover and bottom cover closed when printing.	⊘	Do not touch the machine with wet hands, otherwise a malfunction may result.

## Operating Precautions

- When transporting the machine, hold it with both hands at the areas indicated below. Do not hold the machine at any areas other than those indicated.



- Since the machine may become extremely hot if it is used for an extended period, do not touch any internal machine parts, other than to install the tape cassette, ink ribbon cassette and paper core.
- Do not leave the machine for an extended period with its cover open, otherwise dust may accumulate on the internal machine parts.
- Do not touch sensors inside the machine.
- Do not leave rubber or vinyl on the machine for an extended period.
- If the machine will not be used for an extended period, unplug the power cord from the electrical socket before storing the machine.
- When the machine is purchased, a protective film is attached to the LCD. Peel off the protective film before using the machine.
- Pausing and resuming prints will leave a gap in the printed tape. Take care when pausing prints.

# Trademarks

BROTHER is either a trademark or a registered trademark of Brother Industries, Ltd.

© 2016 Brother Industries, Ltd. All rights reserved.

Microsoft, Windows, Windows Vista and Windows Server are either registered trademarks or trademarks of Microsoft Corp. in the United States and/or other countries.

Adobe and Reader are either registered trademarks of Adobe Systems Incorporated in the United States and/or other countries.

Each owner whose software title is mentioned in this document has a Software Licence Agreement specific to its proprietary programs.

Any trade names and product names appearing on Brother products, related documents and any other materials are all trademarks or registered trademarks of their respective companies.

## Open Source Licensing Remarks

To see the open source licensing remarks, go to the manual download section on your model's web page of Brother Solutions Center at [support.brother.com](http://support.brother.com)

# Regulation

## LAN Connection

Caution: Connect this product to a LAN connection which is not subject to overvoltages.

## Disconnect device

This product must be installed near an electrical socket that is easily accessible. In case of emergencies, you must disconnect the power cord from the electrical socket in order to shut off power completely.

### Declaration of Conformity (Europe/Turkey only)

We, Brother Industries, Ltd.  
15-1, Naeshiro-cho, Mizuho-ku,  
Nagoya 467-8561 Japan

declare that this product is in conformity with the essential requirements of all relevant directives and regulations applied within the European Community.

The Declaration of Conformity (DoC) can be downloaded from our website. Visit [support.brother.com](http://support.brother.com) and:

- select "Europe"
- select your country
- select "Manuals"
- select your model
- select "Declaration of Conformity"
- click "Download"

Your Declaration will be downloaded as a PDF file.

# brother

Printed in China  
D00FSY001

