

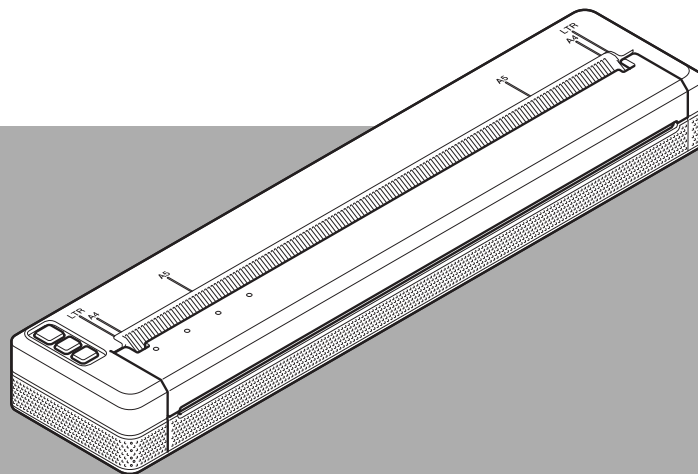
Product Safety Guide

PocketJet

PJ-722/PJ-723/PJ-762/PJ-763/

PJ-763MFi

PJ-773



Be sure to read this document before using the printer.

We recommend that you keep this document nearby for future reference.

Introduction

Thank you for purchasing the PocketJet PJ-722/PJ-723/PJ-762/PJ-763/PJ-763MFi/PJ-773 (hereafter referred to as “the printer”)

The documentation included with the printer, including the *Product Safety Guide* (this document) and the *User's Guide* (printed or on the Brother Solutions Center website) contains operating precautions and basic instructions.

For more information, and for information about software and using the printer on a network, see the *Online User's Guide*, which can be found on the Brother Solutions Center.

The latest version of your printer's documentation is available from the Brother Solutions Center at support.brother.com.

Save all documentation for later reference.

Important Notice




- The contents of this document are subject to change without notice.
- The contents of this document may not be duplicated or reproduced, partially or in full, without permission.
- We assume no responsibility for damages arising from earthquakes, fire, other disasters, actions of third parties, the user's intentional or negligent operation, misuse or operation under other special conditions.
- We assume no responsibility for damage (such as losses, loss of business profits, lost profits, business disruptions or a lost means of communication) that may result from the use or inability to use of the printer.
- If the printer should be defective due to faulty manufacturing, we shall replace or repair it during the warranty period.
- We assume no responsibility for any damages that may result from incorrect operation of the printer caused by connecting incompatible equipment or using incompatible software.












To use the printer safely

If the printer malfunctions, immediately stop using it, and then contact your Brother dealer.

Symbols used in this document

The following symbols are used throughout this document:

 DANGER	Indicates an imminently hazardous situation which, if the product is handled without following the warnings and instructions, will result in death or serious injuries.
 WARNING	Indicates a potentially hazardous situation which, if the product is handled without following the warnings and instructions, could result in death or serious injuries.
 CAUTION	Indicates a potentially hazardous situation which, if not avoided, may result in minor or moderate injuries.
IMPORTANT	Indicates a potentially hazardous situation which, if not avoided, may result in damage to property or loss of product functionality.

	Indicates a risk of fire under certain circumstances
	Indicates a risk of electric shock under certain circumstances
	Indicates a risk of burns under certain circumstances
	Indicates an action that must not be performed
	Indicates a risk of combustion if fire is nearby
	Indicates a risk of injury if the indicated part of the printer is touched
	Indicates a risk of injury, such as electric shock, if the indicated part of the printer is disassembled
	Indicates a risk of electric shock if the operation is performed with wet hands
	Indicates a risk of electric shock if the printer is exposed to water
	Indicates an action that must be performed
	Indicates that the AC power cord must be disconnected from the electrical outlet

Important safety instructions

DANGER

Rechargeable Li-ion battery (Optional)



Carefully observe the following precautions for the rechargeable Li-ion battery (hereafter referred to as "rechargeable battery"). If these precautions are not followed, overheating, leaking, or cracks in the battery may result in an electrical short, explosion, smoke, fire, electric shock, injury to yourself or others, or damage to the product or other property.

- Use the rechargeable battery only for its intended purpose. The printer and rechargeable battery are designed to be used together exclusively. DO NOT insert the rechargeable battery into a different printer, or a different rechargeable battery into your printer, otherwise a fire or damage may occur.
- To charge the rechargeable battery, insert it into the printer, and then use the AC adapter designed specifically for this printer.
- DO NOT charge the rechargeable battery near a fire or in direct sunlight. This could activate the protection circuitry, which is designed to prevent danger from high heat. Activation of the protection circuitry could cause charging to stop, charging to occur with excessive current/voltage if the protection circuitry fails, or an abnormal chemical reaction within the battery.
- When charging the rechargeable battery, use only the battery charger designed specifically for your rechargeable battery.
- DO NOT allow wires or other metal objects to come into contact with the terminals of the rechargeable battery. DO NOT carry or store the rechargeable battery with metal objects, such as necklaces or hairpins. This could cause an electrical short, and metal objects such as wires, necklaces, or hairpins to overheat.
- DO NOT use or leave the rechargeable battery near fire, heaters, or other high-temperature (above 176°F/80°C) locations.
- DO NOT allow the rechargeable battery to come into contact with or to be immersed in water.
- DO NOT use the rechargeable battery in corrosive environments, such as areas where salty air, salt water, acids, alkalis, corrosive gases, chemicals, or any corrosive liquid is present.
- DO NOT use the rechargeable battery if it is damaged or leaking.
- DO NOT directly solder any connections to the rechargeable battery. This could cause internal insulation to melt, gas to be emitted, or safety mechanisms to fail.
- DO NOT use the rechargeable battery with the polarity (+) (-) reversed. Check the orientation of the rechargeable battery before inserting it, and do not try to force the rechargeable battery into the printer. Charging the rechargeable battery with the polarity reversed could cause an abnormal chemical reaction within the rechargeable battery or abnormal current flow during discharge.
- DO NOT directly connect the rechargeable battery to a household electrical supply.

! DANGER



- A liquid (electrolyte) leaking from the printer or rechargeable battery may indicate that the rechargeable battery is damaged. If the rechargeable battery leaks, immediately stop using the printer, unplug the AC adapter, and isolate the printer by placing it in a bag.
DO NOT touch the electrolyte. If the electrolyte gets in the eyes, do not rub them. Immediately rinse the eyes liberally with tap water or other clean water and seek the advice of a medical professional. If left unattended, the electrolyte could cause eye damage. If the electrolyte comes into contact with your skin or clothing, immediately rinse them with water.
- DO NOT put the rechargeable battery, or a printer with the rechargeable battery installed, into a microwave oven or high-pressure container.
- DO NOT disassemble, modify, or attempt to repair the rechargeable battery.
- DO NOT dispose of the rechargeable battery in fire or intentionally overheat. This could cause the internal insulation to melt, gas to be emitted, or safety mechanisms to fail. Additionally, the electrolyte solution could catch fire.
- DO NOT puncture the rechargeable battery with any objects, subject it to severe shocks or throw it. Damage to the rechargeable battery's protection circuit could cause the rechargeable battery to be recharged at an abnormal current/voltage or cause an abnormal chemical reaction within the rechargeable battery.



- DO NOT leave a drained rechargeable battery in the printer for a long period of time. This could shorten the life of the rechargeable battery or lead to an electrical short.
- DO NOT incinerate the rechargeable battery or dispose of it with household waste.



If the printer can only be used for a short period of time, even though the rechargeable battery is fully charged, the rechargeable battery may have reached the end of its service life. Replace the rechargeable battery with a new one. When removing and replacing the rechargeable battery, cover the terminals of the old rechargeable battery with tape to avoid creating a short in the battery.

! WARNING

Printer



DO NOT use the printer where its use is prohibited, such as on an airplane because it could affect the airplane's equipment, resulting in an accident.



DO NOT use the printer in special environments, such as near medical equipment. Electromagnetic waves may cause the medical equipment to malfunction.



DO NOT insert foreign objects into the printer or its connectors and ports, otherwise a fire, electric shock, or damage may occur.


























If foreign objects are dropped into the printer, immediately turn it off, disconnect the AC adapter or Car adapter from the electrical outlet, and then contact Brother Customer Support at 1-800-255-0415. If you continue to operate the printer, a fire, electric shock, or damage may occur.






















DO NOT operate, charge, or store the printer in the following locations (otherwise leaking, fire, electric shock, or damage may occur):

- Near water, such as in a bathroom or near a water heater, or in an extremely humid location
- In a location where it is exposed to rain or moisture
- In an extremely dusty location
- In an extremely hot location, such as near open flames, heaters, or in direct sunlight
- In a closed car under a hot sun
- In a location where condensation may form






















! WARNING

  	<p>DO NOT try to disassemble or alter the printer, otherwise a fire, electric shock, or damage may occur. For servicing, adjustments or repairs, contact your Brother dealer. (The warranty does not cover repairs for damage resulting from disassembly or alterations performed by the user.)</p>
   	<p>If the printer operates abnormally (for example, if it produces smoke, unusual odor, or noise), stop using it, otherwise a fire, electric shock, or damage may occur. Immediately turn the printer off, disconnect the AC adapter or Car adapter from the electrical outlet, and then contact your Brother dealer for repairs.</p>
	<p>DO NOT charge the rechargeable battery with a printer, AC adapter, or Car adapter other than the one specified. A fire, electric shock, or damage may occur.</p>
  	<p>If the printer is not fully charged after the specified amount of time has passed, stop charging it, otherwise a fire, electric shock, or damage may occur.</p>
  	<p>DO NOT place the product near chemicals or in a place where chemical spillage could occur. In particular, organic solvents or liquids may cause the casing and/or cables to melt or dissolve, risking a fire or electric shock. They may also cause the product to malfunction or become discolored.</p>
	<p>DO NOT use the printer near open flames. A fire, electric shock, or damage may occur.</p>
	<p>DO NOT spill liquids of any type on the printer.</p>
	<p>DO NOT allow babies and children to play with the plastic bag that contained the printer. Dispose of the bag or keep it away from babies and children. There is a risk of suffocation.</p>
 	<p>DO NOT allow organic solvents, such as benzene, thinner, polish remover, or deodorizers to come into contact with the plastic cover. These may cause the plastic cover to warp or dissolve, resulting in an electric shock or fire.</p>
 	<p>DO NOT dispose of the printer with household waste. There is a risk of environmental damage, explosion, and fire.</p>
 	<p>When shipping the printer, make sure to remove the rechargeable battery before packing. If the printer is shipped with the rechargeable battery installed, there is a risk of fire, explosion, and damage.</p>









! WARNING

	DO NOT use combustible sprays when cleaning the printer, and DO NOT use combustible sprays near the printer. There is a risk of fire and electric shock.
	Examples of combustible sprays: <ul style="list-style-type: none"> ■ Dust removing cleaners ■ Pesticides ■ Disinfectants and deodorizers that contain alcohol ■ Organic solvents or liquids such as alcohol
	DO NOT allow the charging contacts or the surrounding areas to become dirty or to come into contact with foreign objects. There is a risk of burns and damage.
	DO NOT touch any metal parts near the print head. The print head becomes very hot during use and remains very hot immediately after use. DO NOT touch it directly with your hands.
AC adapter/Car adapter (Optional)	
	When connecting the printer to a PC using a USB cable and both are powered by a vehicle, ensure you have a proper grounding (-) connection to both the printer and the PC. If either device is improperly grounded, the current will travel through the USB cable causing it to overheat and possibly catch fire.
  	Only use the AC adapter or Car adapter designed specifically for this printer, otherwise a fire, electric shock, or damage may occur. The AC adapter or Car adapter is designed specifically for use with this printer. DO NOT use with any other product.
	When connecting the AC adapter or Car adapter, always push the plug into the electrical outlet as far as it will go to ensure a solid connection, otherwise a fire, electric shock, or damage may occur. It is important to ensure the AC adaptor or Car adaptor is securely plugged in at all times.
	DO NOT touch the AC adapter and the printer during a thunderstorm. There may be a remote risk of electric shock from lightning when the printer is used during a thunderstorm.
	DO NOT allow liquids or metal objects to come into contact with the power supply plug, AC adapter, or Car adapter. There is a risk of fire, electric shock, and damage.
  	When using the AC adapter, DO NOT plug the printer into an electrical outlet other than a household outlet (AC 100 - 240 V, 50/60 Hz), otherwise a fire, electric shock, or damage may occur. The Car adapter is designed to be used only with a DC 12 V electrical outlet. DO NOT use it with any other type of electrical outlet.
 	DO NOT touch the AC adapter, Car adapter, or the power supply plug with wet hands, otherwise an electric shock may occur.
  	DO NOT try to disassemble, alter, or repair the AC adapter or Car adapter, otherwise a fire, electric shock, or injury may occur. For servicing, adjustments or repairs, contact your Brother dealer.

! WARNING






  	<p>DO NOT spill liquids on the AC adapter or Car adapter. In addition, DO NOT use the AC adapter or Car adapter in a location where it may get wet, otherwise an explosion or electric shock may occur.</p>
 	<p>If the power supply plug becomes dirty (for example, if it becomes covered with dust) disconnect it from the electrical outlet, and then wipe it with a dry cloth. If you continue to use a dirty power supply plug, a fire may occur.</p>
  	<p>When disconnecting the AC power cord or Car adapter from the electrical outlet, DO NOT pull on the cord. Hold the plug and pull it out of the electrical outlet.</p>
  	<p>DO NOT insert foreign objects into the terminals of the AC adapter or Car adapter, otherwise burns or an electric shock may occur.</p>
 	<p>Use the AC adapter or Car adapter correctly and observe the following precautions (otherwise a fire or electric shock may occur):</p> <ul style="list-style-type: none"> ■ DO NOT damage the AC adapter or Car adapter. ■ DO NOT modify the AC adapter or Car adapter. ■ DO NOT twist the AC adapter or Car adapter. ■ DO NOT severely bend the AC adapter or Car adapter. ■ DO NOT pull on the AC adapter or Car adapter. ■ DO NOT place objects on the AC adapter or Car adapter. ■ DO NOT subject the AC adapter or Car adapter to heat. ■ DO NOT bind the AC adapter or Car adapter. ■ DO NOT allow the AC adapter or Car adapter to be pinched.
	<p>If the AC adapter or Car adapter is damaged, please contact your Brother dealer.</p>
	<p>Keep the AC adapter or Car adapter out of the reach of children, particularly infants, otherwise an injury may occur.</p>
	<p>DO NOT use the AC adapter or Car adapter near microwave ovens, otherwise damage to the AC adapter, Car adapter, or printer may occur.</p>
  	<p>DO NOT use the AC adapter or Car adapter near flames or heaters. If the covering of the AC adapter or Car adapter cord melts, a fire or electric shock may occur.</p>
 	<p>Before performing maintenance on the printer, such as cleaning, disconnect the AC adapter or Car adapter from the electrical outlet, otherwise an electric shock may occur.</p>

! WARNING


 	DO NOT allow organic solvents, such as benzene, thinner, polish remover, or deodorizers, to come into contact with the plastic cover. These may cause the plastic cover to warp or dissolve, resulting in an electric shock or fire.
	If the printer will not be used for a long period of time, disconnect the AC adapter or Car adapter from the printer and from the electrical outlet for safety reasons.
	DO NOT wind the AC adapter or Car adapter cable around the adapter or bend the cable, otherwise the cable may be damaged.
 	DO NOT overload electric outlets or plug multiple devices into the same electrical outlet. There is a risk of fire, electric shock, and damage.
 	DO NOT use damaged plugs or bent electric outlets. There is a risk of fire, electric shock, and damage.

! CAUTION

Printer

	Keep out of the reach of children, particularly infants, otherwise an injury may occur.
	Stop operating the printer if it leaks or becomes discolored, deformed, or otherwise defective.
	Do not operate the printer while holding only the release cover. There is a risk of injury if the cover detaches and the printer falls.
 	When connecting cables and accessories, make sure they are connected correctly and in the correct order. Connect only the items that are designed specifically for this printer. There is a risk of fire or injury. Refer to the instructions when connecting.

AC adapter/Car adapter (Optional)

	Make sure that the AC adapter's power cord or the Car adapter is accessible so that it can be removed in an emergency. DO NOT place objects on or near the AC adapter's power cord or the Car adapter's cord.
-------------------------------------------------------------------------------------	---------------------------------------------------------------------------------------------------------------------------------------------------------------------------------------------------------------

IMPORTANT

Printer

- DO NOT remove the labels affixed to the printer. These labels provide operational information and indicate the printer's model number.
- DO NOT push the power switch with an object that has a sharp point, such as a pen. This could damage the switch or LED.
- DO NOT transport the printer while cables are connected to the AC/DC connector or USB port. The connector and ports could be damaged.
- DO NOT store the printer in an area exposed to high temperatures, high humidity, direct sunlight, or dust. These could cause discoloration or malfunction.

General Precautions

Rechargeable Li-ion battery (Optional)

- At the time of purchase, the rechargeable battery is slightly charged so that the operation of the printer can be verified; however, before you use the printer for the first time, you must fully charge the battery using the AC adapter.
- If the printer will not be used for a long period of time, remove the rechargeable battery from the printer, and then store it in a location where it is not exposed to static electricity, high humidity, or high temperatures (temperatures between 59°F/15°C and 77°F/25°C and humidity between 40% and 60% are recommended). To maintain the efficiency and life of the rechargeable battery, charge it at least every six months.
- If you notice anything unusual about the rechargeable battery the first time it is used, for example overheating or rust, STOP using the battery. Contact Brother customer service.

Printer

- DO NOT cover or insert foreign objects into the paper outlet, AC/DC connector or USB port.
- DO NOT use paint thinner, benzene, alcohol, or any other organic solvent to clean the printer. Doing so may damage the casing finish. Use a soft, dry cloth to clean the printer.
- When using optional accessories, use them as described in their instruction manuals.
- This printer uses thermal paper. If the printed paper is marked with ink, for example written on or stamped, the ink may cause the printed text to fade or become discolored. In addition, the applied ink may take some time to dry. Printed text may fade or become discolored if the label comes into contact with any of the following: vinyl chloride products; leather goods, such as wallets and purses; organic compounds, such as alcohol, ketones, or esters; adhesive tape; erasers; rubber mats; magic marker ink; permanent marker ink; correction fluid; carbon; glue; diazo sensitized paper; hand lotion; hair care products; cosmetics; water or sweat.
- DO NOT touch the printer with wet hands.
- DO NOT use folded, wet or damp paper, otherwise a paper misfeed or a malfunction may occur.
- DO NOT touch paper or labels with wet hands, otherwise a malfunction may occur.
- DO NOT leave the release cover open in high-temperature environments. The cover could become deformed, causing the paper to jam.

ATTENTION: (For USA and Canada)

The Lithium Ion battery you have purchased is recyclable. At the end of its useful life, under various state and local laws, it is illegal to dispose of this battery into your municipal waste stream. Please call 1-800-8-BATTERY for information on how to recycle this battery.



Trademarks

BROTHER is either a trademark or a registered trademark of Brother Industries, Ltd.

© 2017 Brother Industries, Ltd. All rights reserved.

Microsoft, Windows, Windows Vista and Windows Server are registered trademarks of Microsoft Corporation in the United States and other countries.

Apple, Macintosh, Mac OS, Safari, iPad, iPhone, iPod touch and OS X are trademarks of Apple Inc., registered in the United States and other countries.

AirPrint is a trademark of Apple Inc.

Google Play is a trademark of Google Inc.

Wi-Fi and Wi-Fi Alliance are registered trademarks of the Wi-Fi Alliance.

WPA, WPA2, Wi-Fi Protected Setup and Wi-Fi Protected Setup logo are trademarks of the Wi-Fi Alliance.

Android, Google Cloud Print are trademarks of Google, Inc.

The Bluetooth word mark and logos are owned by the Bluetooth SIG, Inc. and any use of such marks by Brother Industries, Ltd. under license.

Blue SDK

Copyright © Extended Systems, Inc., 2000-2005.

Portions copyright © iAnywhere Solutions, Inc., 2005-2013. All rights reserved.

Adobe and Reader are either registered trademarks of Adobe Systems Incorporated in the United States and/or other countries.

Portions of the graphics filter software are based in part on the work of the Independent JPEG group.

QR Code is a registered trademark of DENSO WAVE INCORPORATED in JAPAN and other countries. QR Code Generating Program Copyright © 2008 DENSO WAVE INCORPORATED.

BarStar Pro Encode Library (DataMatrix, PDF417) Copyright © 2007 AINIX Corporation. All rights reserved.

Epson ESC/P is a registered trademark of Seiko Epson Corporation.

Each owner whose software title is mentioned in this document has a Software License Agreement specific to its proprietary programs.

Any trade names and product names of companies appearing on Brother products, related documents and any other materials are all trademarks or registered trademarks of those respective companies.

Open Source Licensing Remarks (PJ-773)

This product includes open-source software.

To see the open source licensing remarks, please go to the manual download selection on your model's home page of Brother Solutions Center at support.brother.com.

Regulation for PJ-722/PJ-723/PJ-762/PJ-763/ PJ-763MFi/PJ-773

CAUTION

RISK OF EXPLOSION IF BATTERY IS REPLACED BY AN INCORRECT TYPE.

DISPOSE OF USED BATTERIES ACCORDING TO THE INSTRUCTIONS.

Federal Communications Commission (FCC) Declaration of Conformity (For USA Only)

Responsible Party: Brother Mobile Solutions, Inc.
11030 Circle Point Road, Suite 100
Westminster, CO 80020, U.S.A.
Tel: (303) 460-1600

declares, that the products

Product Name: Brother Thermal Printer
Model Number: PJ-722/PJ-723/PJ-762/
PJ-763/PJ-763MFi
PJ-773

comply with Part 15 of the FCC Rules. Operation is subject to the following two conditions: (1) this device may not cause harmful interference, and (2) this device must accept any interference received, including interference that may cause undesired operation.

This equipment has been tested and found to comply with the limits for a Class B digital device, pursuant to Part 15 of the FCC Rules. These limits are designed to provide reasonable protection against harmful interference in a residential installation. This equipment generates, uses, and can radiate radio frequency energy and, if not installed and used in accordance with the instructions, may cause harmful interference to radio communications. However, there is no guarantee that interference will not occur in a particular installation. If this equipment does cause harmful interference to radio or television reception, which can be determined by turning the equipment off and on, the user is encouraged to try to correct the interference by one or more of the following measures:

- Reorient or relocate the receiving antenna.
- Increase the separation between the equipment and receiver.
- Connect the equipment into an outlet on a circuit different from that to which the receiver is connected.

- Consult the dealer or an experienced radio/TV technician for help.
- This transmitter must not be co-located or operated in conjunction with any other antenna or transmitter.

Important

- The enclosed interface cable should be used in order to ensure compliance with the limits for a Class B digital device.
- Changes or modifications not expressly approved by Brother Industries, Ltd. could void the user's authority to operate the equipment.

CAUTION: To maintain compliance with FCC's RF exposure guidelines, use only the supplied antenna. Unauthorized antenna, modification, or attachments could damage the transmitter and may violate FCC regulations.

The available scientific evidence does not show that any health problems are associated with using low power wireless devices. There is no proof, however, that these low power wireless devices are absolutely safe. Low power Wireless devices emit low levels of radio frequency energy (RF) in the microwave range while being used. Whereas high levels of RF can produce health effects (by heating tissue), exposure of low-level RF that does not produce heating effects causes no known adverse health effects. Many studies of low-level RF exposures have not found any biological effects. Some studies have suggested that some biological effects might occur, but such findings have not been confirmed by additional research. PJ-762, PJ-763, PJ-763MFi, PJ-773 have been tested and found to comply with FCC radiation exposure limits set forth for an uncontrolled environment and meets the FCC radio frequency (RF) Exposure Guidelines.

Industry Canada Compliance Statement (For Canada only)

This device complies with Industry Canada's license -exempt RSSs. Operation is subject to the following two conditions: (1) this device may not cause interference, and (2) this device must accept any interference, including interference that may cause undesired operation of the device.

RF Exposure information

The product with the WLAN/Bluetooth device has been tested to SAR and complies with FCC and IC exposure requirements for portable devices. SAR testing has been done at distance of 0 cm from the body.

The available scientific evidence does not show that any health problems are associated with using low power wireless devices. There is no proof, however, that these low power wireless devices are absolutely safe. Low power Wireless devices emit low levels of radio frequency energy (RF) in the microwave range while being used. Whereas high levels of RF can produce health effects (by heating tissue), exposure of low-level RF that does not produce heating effects causes no known adverse health effects. Many studies of low-level RF exposures have not found any biological effects. Some studies have suggested that some biological effects might occur, but such findings have not been confirmed by additional research. PJ-762, PJ-763, PJ-763MFi, PJ-773 have been tested and found to comply with IC radiation exposure limits set forth for an uncontrolled environment and meets RSS-102 of the IC radio frequency (RF) Exposure rules.

Rechargeable Li-ion Battery Specifications

- Charging time: Approximately 3 hours when charged by an AC adapter PA-AD-600 and PA-AD-600A.
- Nominal Voltage: DC 10.8 V
- Nominal Capacity: 1750 mAh

Rechargeable Li-ion Battery

Surrounding Temperature Range		
Charge		104°F/40°C
Standard discharge current 0.9 A		140°F/60°C
Maximum discharge current 7.5 A		104°F/40°C
Shipped battery	Less than 1 month	-4°F - 122°F/-20°C - 50°C
	Less than 3 months	-4°F - 104°F/-20°C - 40°C
	Less than 1 year	-4°F - 68°F/-20°C - 20°C
Charging Parameters		
Maximum charging voltage		12.3 Vdc
Maximum charging current		1260 mA

Printer

- Charging current: 900 mA (Maximum)
- Charging voltage: up to DC 12.3 V (Maximum)

brother



LBE493001B

Printed in USA