

brother

TZe
TAPE

FLe
LABEL

HGe
TAPE

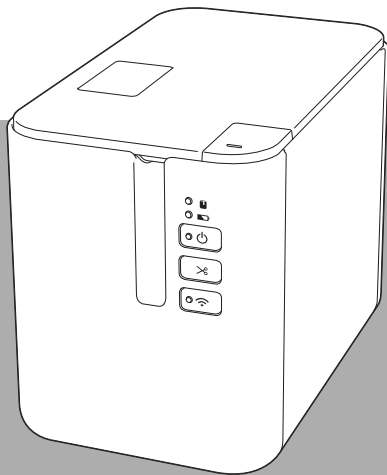
HSe
TUBE

Product Safety Guide

P-touch

ELECTRONIC LABELING SYSTEM

PT-P900W/PT-P950NW



Read the whole guide before using your product and keep it for later reference.

Introduction

Thank you for purchasing the PT-P900W/PT-P950NW (hereafter referred to as “the P-touch Label Printer”)

The documentation included with the P-touch Label Printer, including the *Product Safety Guide* (this guide) and the *Quick Setup Guide* (printed) contains operating precautions and basic instructions.

For more information, and for information about software and using the P-touch Label Printer on a network, see the *User's Guide*, which can be found on the Brother Solutions Center.

The latest version of your P-touch Label Printer documentation is available from the Brother Solutions Center at support.brother.com.

Save all documentation for later reference.

Important Notice




- The available options and supplies may vary depending on the country.
- The contents of this document are subject to change without notice.
- The contents of this document may not be duplicated or reproduced, partially or in full, without permission.
- We assume no responsibility for damages arising from earthquakes, fire, other disasters, actions of third parties, the user's intentional or negligent operation, misuse or operation under other special conditions.
- We assume no responsibility for damage (such as losses, loss of business profits, lost profits, business disruptions or a lost means of communication) that may result from the use or inability to use of the P-touch Label Printer.
- If the P-touch Label Printer should be defective due to faulty manufacturing, we shall replace or repair it during the warranty period.
- We assume no responsibility for any damages that may result from incorrect operation of the P-touch Label Printer caused by connecting incompatible equipment or using incompatible software.











To use the P-touch Label Printer safely

If the P-touch Label Printer malfunctions, immediately stop using it, and then contact your Brother dealer.

Symbols used in this document

The following symbols are used throughout this document:

 DANGER	Indicates an imminently hazardous situation which, if the product is handled without following the warnings and instructions, will result in death or serious injuries.
 WARNING	Indicates a potentially hazardous situation which, if the product is handled without following the warnings and instructions, could result in death or serious injuries.
 CAUTION	Indicates a potentially hazardous situation which, if not avoided, may result in minor or moderate injuries.
IMPORTANT	Indicates a potentially hazardous situation which, if not avoided, may result in damage to property or loss of product functionality.

	Indicates a risk of fire under certain circumstances
	Indicates a risk of electrical shock under certain circumstances
	Indicates an action that must not be performed
	Indicates a risk of combustion if fire is nearby
	Indicates a risk of injury if the indicated part of the P-touch Label Printer is touched
	Indicates a risk of injury, such as an electrical shock, if the indicated part of the P-touch Label Printer is disassembled
	Indicates a risk of electrical shock if the operation is performed with wet hands
	Indicates a risk of electrical shock if the P-touch Label Printer is exposed to water
	Indicates an action that must be performed
	Indicates that the AC power cord must be disconnected from the electrical outlet

Important safety instructions

DANGER

Rechargeable Li-ion battery (Optional)



Carefully observe the following precautions for the rechargeable Li-ion battery (hereafter referred to as “rechargeable battery”). If these precautions are not followed, overheating, leaking, or cracks in the battery may result in an electrical short, explosion, smoke, fire, electrical shock, injury to yourself or others, or damage to the product or other property.

- Use the rechargeable battery only for its intended purpose. The P-touch Label Printer and rechargeable battery are designed to be used together exclusively. DO NOT insert the rechargeable battery into a different P-touch Label Printer, or a different rechargeable battery into your P-touch Label Printer, otherwise a fire or damage may occur.
- To charge the rechargeable battery, insert it into the P-touch Label Printer, and then use the AC adapter designed specifically for this P-touch Label Printer.
- DO NOT charge the rechargeable battery near a fire or in direct sunlight. This could activate the protection circuitry, which is designed to prevent danger from high heat. Activation of the protection circuitry could cause charging to stop, charging to occur with excessive current/voltage if the protection circuitry fails, or an abnormal chemical reaction within the battery.
- When charging the rechargeable battery, use only the battery charger designed specifically for your rechargeable battery.
- DO NOT allow wires or other metal objects to come into contact with the terminals of the rechargeable battery. DO NOT carry or store the rechargeable battery with metal objects, such as necklaces or hairpins. This could cause an electrical short, and metal objects such as wires, necklaces, or hairpins to overheat.
- DO NOT use or leave the rechargeable battery near fire, heaters, or other high-temperature (above 176°F/80°C) locations.
- DO NOT allow the rechargeable battery to come into contact with or to be immersed in water.
- DO NOT use the rechargeable battery in corrosive environments, such as areas where salty air, salt water, acids, alkalis, corrosive gases, chemicals, or any corrosive liquid is present.
- DO NOT use the rechargeable battery if it is damaged or leaking.
- DO NOT directly solder any connections to the rechargeable battery. This could cause internal insulation to melt, gas to be emitted, or safety mechanisms to fail.
- DO NOT use the rechargeable battery with the polarity (+) (-) reversed. Check the orientation of the rechargeable battery before inserting it, and do not try to force the rechargeable battery into the P-touch Label Printer. Charging the rechargeable battery with the polarity reversed could cause an abnormal chemical reaction within the rechargeable battery or abnormal current flow during discharge.
- DO NOT directly connect the rechargeable battery to a household electrical supply.

! DANGER

Rechargeable Li-ion battery (Optional)



- A liquid (electrolyte) leaking from the P-touch Label Printer or rechargeable battery may indicate that the rechargeable battery is damaged. If the rechargeable battery leaks, immediately stop using the P-touch Label Printer, unplug the AC adapter, and isolate the P-touch Label Printer by placing it in a bag.

DO NOT touch the electrolyte. If the electrolyte gets in the eyes, do not rub them. Immediately rinse the eyes liberally with tap water or other clean water and seek the advice of a medical professional. If left unattended, the electrolyte could cause eye damage. If the electrolyte comes into contact with your skin or clothing, immediately rinse them with water.

- DO NOT put the rechargeable battery, or a P-touch Label Printer with the rechargeable battery installed, into a microwave oven or high-pressure container.
- DO NOT disassemble, modify, or attempt to repair the rechargeable battery.
- DO NOT dispose of the rechargeable battery in fire or intentionally overheat. This could cause the internal insulation to melt, gas to be emitted, or safety mechanisms to fail. Additionally, the electrolyte solution could catch fire.
- DO NOT puncture the rechargeable battery with any objects, subject it to severe shocks or throw it. Damage to the rechargeable battery's protection circuit could cause the rechargeable battery to be recharged at an abnormal current/voltage or cause an abnormal chemical reaction within the rechargeable battery.



- DO NOT leave a drained rechargeable battery in the P-touch Label Printer for a long period of time. This could shorten the life of the rechargeable battery or lead to an electrical short.
- DO NOT incinerate the rechargeable battery or dispose of it with household waste.



If the P-touch Label Printer can only be used for a short period of time, even though the rechargeable battery is fully charged, the rechargeable battery may have reached the end of its service life. Replace the rechargeable battery with a new one. When removing and replacing the rechargeable battery, cover the terminals of the old rechargeable battery with tape to avoid creating a short in the battery.

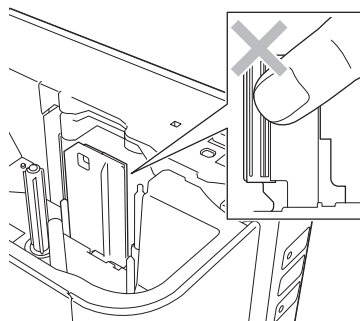
! WARNING

P-touch Label Printer





















Follow these guidelines to avoid a fire, electrical shock, the risk of injury to yourself or others, and damage to the P-touch Label Printer or other property.



DO NOT touch any metal parts near the print head. The print head becomes very hot during and immediately after use. DO NOT touch it directly with your hands.



⚠ WARNING

	<p>DO NOT operate, charge, or store the P-touch Label Printer in the following locations (otherwise leaking, fire, electrical shock, or damage may occur):</p>
	<ul style="list-style-type: none"> ■ Near water, such as in a bathroom or near a water heater, or in an extremely humid location
	<ul style="list-style-type: none"> ■ In a location where it is exposed to rain or moisture
	<ul style="list-style-type: none"> ■ In an extremely dusty location
	<ul style="list-style-type: none"> ■ In an extremely hot location, such as near open flames, heaters, or in direct sunlight
	<ul style="list-style-type: none"> ■ In a closed car under a hot sun
	<ul style="list-style-type: none"> ■ In a location where condensation may form
	<p>DO NOT try to disassemble or alter the P-touch Label Printer, otherwise a fire, electrical shock, or damage may occur. For servicing, adjustments or repairs, contact your Brother dealer. (The warranty does not cover repairs for damage resulting from disassembly or alterations performed by the user.)</p>
	
	
	<p>If the P-touch Label Printer operates abnormally (for example, if it produces smoke, unusual odor, or noise), stop using it, otherwise a fire, electrical shock, or damage may occur. Immediately turn the P-touch Label Printer off, disconnect the AC adapter from the electrical outlet, and then contact your Brother dealer for repairs.</p>
	
	
	
	<p>To prevent damage, do not drop or hit the P-touch Label Printer.</p>
	<p>DO NOT use the P-touch Label Printer with a foreign object in it. If water, a metal object, or any other foreign object enters the P-touch Label Printer, disconnect the AC adapter and remove the battery, and then contact your Brother dealer for repairs.</p>
	<p>DO NOT use the P-touch Label Printer in special environments, such as near medical equipment. Electromagnetic waves may cause the medical equipment to malfunction.</p>
	<p>DO NOT allow babies and children to play with the plastic bag that contained the P-touch Label Printer. Dispose of the bag or keep it away from babies and children. There is a risk of suffocation.</p>
	<p>Users with heart pacemakers must move away from the P-touch Label Printer if they sense any abnormalities. Then, immediately seek the advice of a medical professional.</p>
	<p>When transporting the P-touch Label Printer, be sure to carry it by its handle. Lifting the P-touch Label Printer by any other part may damage the P-touch Label Printer or result in the P-touch Label Printer falling, which could cause injuries.</p>

! WARNING

AC adapter (AD9100ESA)

Follow these guidelines to avoid fire, damage, electrical shock, failure or the risk of injury.



When connecting the printer to a PC using a USB cable and both are powered by a vehicle, ensure you have a proper grounding (-) connection to both the printer and the PC. If either device is improperly grounded, the current will travel through the USB cable causing it to overheat and possibly catch fire.



- Make sure you insert the plug fully into the electrical outlet. DO NOT use an outlet that is loose.
- Use only the AC adapter, power cord and USB cable designed exclusively for your P-touch Label Printer. Failure to do so may result in an injury to yourself or others, or damage to the P-touch Label Printer or other property. Brother does not assume any responsibility for any accident or damage resulting from not using the specified AC adapter, power cord and USB cable.



- DO NOT connect the enclosed AC adapter, power cord and USB cable to other products.
- DO NOT use the AC adapter in places with high humidity or moisture, such as bathrooms.
- DO NOT use a damaged power cord or plug.
- DO NOT place heavy objects on, damage, or modify the power cord or plug. DO NOT forcibly bend or pull the adapter cord.
- DO NOT drop, hit, or otherwise damage the AC adapter.



DO NOT touch the AC adapter and the P-touch Label Printer during a thunderstorm.
There may be a remote risk of electrical shock from lightning when the P-touch Label Printer is used during a thunderstorm.



DO NOT touch the AC adapter, power cord or plug with wet hands, otherwise an electrical shock may occur.



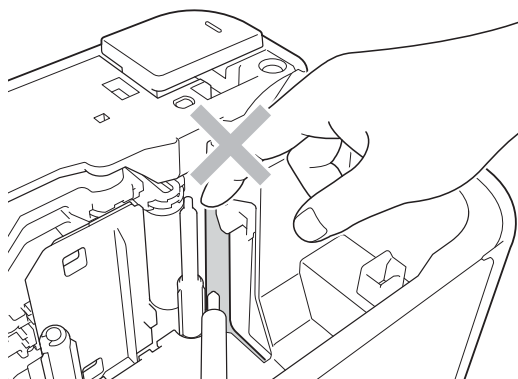
Cutter



Hazardous moving parts



Keep fingers and other body parts away

DO NOT touch the blade of the tape cutter unit.





⚠ CAUTION

P-touch Label Printer


	<ul style="list-style-type: none"> ■ Store the P-touch Label Printer on a flat, stable surface, such as a desk or in a drawer. ■ Always use the suggested AC adapter (AD9100ESA) for the P-touch Label Printer and plug it into an outlet with the specified voltage. Failure to do so could result in damage or failure of the P-touch Label Printer. ■ If you notice heat, an abnormal odor, discoloration of the P-touch Label Printer, deformation, or anything else unusual while using or storing the P-touch Label Printer, immediately discontinue the use of the P-touch Label Printer, disconnect the AC adapter (AD9100ESA), and remove the battery.
	<ul style="list-style-type: none"> ■ DO NOT leave the P-touch Label Printer or any tape within the reach of young children. ■ DO NOT place any heavy objects on top of the P-touch Label Printer. ■ DO NOT use the P-touch Label Printer in places with high humidity or moisture, such as bathrooms. ■ DO NOT allow the P-touch Label Printer to get wet, for example, by handling it with wet hands or spilling beverages onto it. ■ DO NOT disassemble or modify the P-touch Label Printer.

AC adapter (AD9100ESA)

	<ul style="list-style-type: none"> ■ If you do not intend to use the P-touch Label Printer for an extended period of time, disconnect the power cord from the electrical outlet. ■ When disconnecting the power cord from the electrical outlet, always hold the plug.
	<ul style="list-style-type: none"> ■ DO NOT overload an electrical circuit with the power cord. ■ DO NOT disassemble or modify the AC adapter. ■ DO NOT allow the AC adapter / power cord / plug to get wet, for example, by handling them with wet hands or spilling beverages onto them.

Cutter

Follow these guidelines to avoid minor personal injury and damage to the P-touch Label Printer.

	<ul style="list-style-type: none"> ■ DO NOT open the tape compartment cover when operating the cutter unit. ■ DO NOT apply excessive pressure to the cutter unit.
---	---

General Precautions

Rechargeable Li-ion battery (Optional)

<ul style="list-style-type: none"> ■ At the time of purchase, the rechargeable battery is slightly charged so that the operation of the P-touch Label Printer can be verified; however, before you use the P-touch Label Printer for the first time, you must fully charge the battery using the AC adapter. ■ If the P-touch Label Printer will not be used for a long period of time, remove the rechargeable battery from the P-touch Label Printer, and then store it in a location where it is not exposed to static electricity, high humidity, or high temperatures (temperatures between 59°F (15°C) and 77°F (25°C) and humidity between 40% and 60% are recommended). To maintain the efficiency and life of the rechargeable battery, charge it at least every six months. ■ If you notice anything unusual about the rechargeable battery the first time it is used, for example overheating or rust, STOP using the battery. Contact Brother customer service.
--

General Precautions

P-touch Label Printer

- DO NOT transport the P-touch Label Printer while cables are connected to the AC connector and USB port. The connector and ports could be damaged.
- DO NOT install the P-touch Label Printer near any device that will cause electromagnetic interference. The P-touch Label Printer may malfunction if left near a device, such as a television, radio, or microwave oven.
- DO NOT use the P-touch Label Printer in any way or for any purpose not described in this guide. Doing so may result in injury or damage to the P-touch Label Printer.
- DO NOT put any foreign objects into the tape exit slot, AC adapter outlet, or any other part of the P-touch Label Printer.
- DO NOT touch the print head (see page 4) with your fingers. Use the optional print head cleaning cassette (TZe-CL6) or a soft wipe (e.g. a cotton swab) when cleaning the print head (see the *User's Guide*).
- DO NOT clean any part of the P-touch Label Printer with alcohol or other organic solvents. Use only a soft, dry cloth.
- DO NOT place the P-touch Label Printer in direct sunlight, near heaters or other hot appliances, or in any location exposed to extremely high or low temperatures, high humidity, or dust. The standard operating temperature range of the P-touch Label Printer is between 50°F and 95°F (10°C and 35°C) for labels.
- DO NOT leave any rubber or vinyl, or products made of rubber or vinyl, on the P-touch Label Printer for an extended period of time, otherwise the P-touch Label Printer may become marked.
- Depending on the environmental conditions and the applied settings, some characters or symbols may be difficult to read.
- Use Brother TZe tapes, FLe labels, HGe tapes and HSe tubes with the P-touch Label Printer.
- DO NOT pull or apply pressure to the tape in the cassette to avoid damaging the P-touch Label Printer.
- DO NOT try to print labels using an empty tape cassette or without a tape cassette in the P-touch Label Printer. Doing so will damage the print head.
- DO NOT attempt to cut the tape while printing or feeding since this will damage the tape.
- Depending on the location, material, and environmental conditions, the label may unpeel or become irremovable, and the color of the label may change or be transferred to other objects.
- DO NOT expose the tape cassettes to direct sunlight, high temperatures, high humidity, or dust. Store tape cassettes in a cool, dark place. Use the tape cassettes soon after opening the tape cassette package.
- Markings made with oil-based or water-based ink may be visible through a label affixed over them. To hide the markings, use two labels layered on top of each other or use a dark-colored label.
- Any data stored in the P-touch Label Printer memory will be lost:
 - if the machine fails
 - if the battery expires
 - following a repair

General Precautions

P-touch Label Printer

- When power is disconnected for more than two minutes, all text and format settings will be cleared. Any text files stored in the memory will also be cleared.
- A protective clear plastic sticker is placed over the display during manufacturing and shipping. Remove this sticker prior to use.
- The length of the printed label may differ from the displayed label length.
- You can also use Heat Shrink Tube in this model.

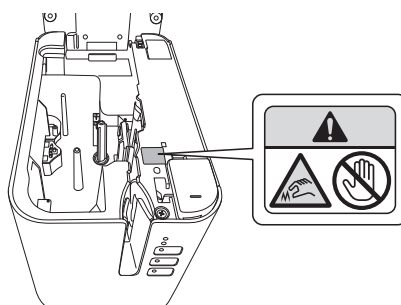
Check the Brother website (www.brother.com) for further information. You cannot print frames or pre-set P-touch Label Printer templates, or use certain font settings when using Heat Shrink Tube. Printed characters may also be smaller than when using TZe tape or FLe tape.

- The printed label may differ from the image that appears on the LCD (Optional:TDU).
- Note that Brother Industries, Ltd. does not assume responsibility for any damage or injury arising from the failure to follow the precautions listed in this guide.
- We strongly recommend reading this guide carefully before using your P-touch Label Printer, and then keeping it nearby for future reference.

Warning label



The following warning labels appear on the P-touch Label Printer. Fully understand the contents of each warning label and perform operations while observing the precautions that are described. In addition, be very careful that the warning labels do not peel off and are not scratched.



ATTENTION: (For USA and Canada)

The Lithium Ion battery you have purchased is recyclable. At the end of its useful life, under various state and local laws, it is illegal to dispose of this battery into your municipal waste stream. Please call 1-800-8-BATTERY for information on how to recycle this battery.



LAN Connection (For PT-P950NW Only)

Caution: Connect this product to the LAN connection that is not subjected to overvoltages.

Compilation and Publication Notice

Under the supervision of Brother Industries, Ltd., this guide has been compiled and published covering the latest product's descriptions and specifications.

The contents of this guide and the specifications of this product are subject to change without notice.

If new versions of the P-touch Label Printer operating system becomes available, this guide may not reflect the updated features.

Therefore, you may find that the operating system described in this guide may differ from new operating systems.

Brother reserves the right to make changes without notice in the specifications and materials contained herein and shall not be responsible for any damages (including consequential) caused by reliance on the materials presented, including but not limited to typographical and other errors relating to the publication.

Trademarks

BROTHER is either a trademark or a registered trademark of Brother Industries, Ltd.

P-TOUCH is a trademark or registered trademark of Brother Industries, Ltd.

© 2017 Brother Industries, Ltd. All rights reserved.

Microsoft, Windows, Windows Vista and Windows Server are registered trademarks of Microsoft Corporation in the United States and other countries.

Apple, Macintosh, Mac OS, Safari, iPad, iPhone, iPod touch and OS X are trademarks of Apple Inc., registered in the United States and other countries.

Google Play is a trademark of Google Inc.

Wi-Fi and Wi-Fi Alliance are registered trademarks of the Wi-Fi Alliance.

WPA, WPA2, Wi-Fi Protected Setup, Wi-Fi Protected Setup logo and Wi-Fi Direct are trademarks of the Wi-Fi Alliance.

The Bluetooth word mark and logos are owned by the Bluetooth SIG, Inc. and any use of such marks by Brother Industries, Ltd. under license.

Blue SDK

Copyright © 1995-2015 OpenSynergy GmbH.

All rights reserved. All unpublished rights reserved.

Android is a trademark of Google, Inc.

Adobe and Reader are either registered trademarks of Adobe Systems Incorporated in the United States and/or other countries.

QR Code is a registered trademark of DENSO WAVE INCORPORATED in JAPAN and other countries. QR Code Generating Program Copyright © 2008 DENSO WAVE INCORPORATED.

BarStar Pro Encode Library (DataMatrix, MaxiCode, PDF417, POSTNET, AztecCode, GS1 DataBar Composite) Copyright © 2007 AINIX Corporation. All rights reserved.

Epson ESC/P is a registered trademark of Seiko Epson Corporation.

Each owner whose software title is mentioned in this document has a Software License Agreement specific to its proprietary programs.

Any trade names and product names of companies appearing on Brother products, related documents and any other materials are all trademarks or registered trademarks of those respective companies.

Open Source Licensing Remarks

This product includes open-source software.

To see the open source licensing remarks, please go to the manual download selection on your model's home page of Brother Solutions Center at support.brother.com.

Regulation for PT-P900W/PT-P950NW

CAUTION

RISK OF EXPLOSION IF BATTERY IS REPLACED WITH AN INCORRECT TYPE.
DISPOSE OF USED BATTERIES ACCORDING TO THE INSTRUCTIONS.

International ENERGY STAR® Qualification Statement

The purpose of the International ENERGY STAR® Program is to promote the development and popularization of energy-efficient office equipment. As an ENERGY STAR® Partner, Brother Industries, Ltd. has determined that this product meets the ENERGY STAR® specifications for energy efficiency.



Federal Communications Commission (FCC) Declaration of Conformity (For USA Only)

Responsible Party: Brother International Corporation
200 Crossing Boulevard
Bridgewater, NJ 08807-0911 USA
TEL : (908) 704-1700

declares, that the products

Product Name: Brother P-touch Label Printer

Model Number: PT-P900W/PT-P950NW

comply with Part 15 of the FCC Rules. Operation is subject to the following two conditions: (1) this device may not cause harmful interference, and (2) this device must accept any interference received, including interference that may cause undesired operation.

This equipment has been tested and found to comply with the limits for a Class B digital device, pursuant to Part 15 of the FCC Rules. These limits are designed to provide reasonable protection against harmful interference in a residential installation. This equipment generates, uses, and can radiate radio frequency energy and, if not installed and used in accordance with the instructions, may cause harmful interference to radio communications. However, there is no guarantee that interference will not occur in a particular installation. If this equipment does cause harmful interference to radio or television reception, which can be determined by turning the equipment off and on, the user is encouraged to try to correct the interference by one or more of the following measures:

- Reorient or relocate the receiving antenna.
- Increase the separation between the equipment and receiver.
- Connect the equipment into an outlet on a circuit different from that to which the receiver is connected.
- Consult the dealer or an experienced radio/TV technician for help.
- This transmitter must not be co-located or operated in conjunction with any other antenna or transmitter.

Important

- The enclosed interface cable should be used in order to ensure compliance with the limits for a Class B digital device.
- Changes or modifications not expressly approved by Brother Industries, Ltd. could void the user's authority to operate the equipment.
- (PT-P950NW Only) A shielded interface cable should be used in order to ensure compliance with the limits for a Class B digital device.

CAUTION: To maintain compliance with FCC's RF exposure guidelines, use only the supplied antenna. Unauthorized antenna, modification, or attachments could damage the transmitter and may violate FCC regulations.

This equipment complies with FCC radiation exposure limits set forth for an uncontrolled environment and meets the FCC radio frequency (RF) Exposure Guidelines. This equipment should be installed and operated keeping the radiator at least 20 cm or more away from person's body.

Industry Canada Compliance Statement (For Canada only)

This device complies with Industry Canada's license-exempt RSS standard(s). Operation is subject to the following two conditions: (1) this device may not cause interference, and (2) this device must accept any interference, including interference that may cause undesired operation of the device.

RF Exposure information

This equipment complies with IC radiation exposure limits set forth for an uncontrolled environment and meets RSS-102 of the IC radio frequency (RF) Exposure rules. This equipment should be installed and operated keeping the radiator at least 20 cm or more away from person's body.

Wireless connection (For Mexico only)

The operation of this equipment is subject to the following two conditions:

(1) it is possible that this equipment or device may not cause harmful interference, and (2) this equipment or device must accept any interference, including interference that may cause undesired operation.

La operación de este equipo está sujeta a las siguientes dos condiciones:

(1) es posible que este equipo o dispositivo no cause interferencia perjudicial y (2) este equipo o dispositivo debe aceptar cualquier interferencia, incluyendo la que pueda causar su operación no deseada.

Rechargeable Li-ion Battery Specifications (Optional)

- Charging time: Approximately 3 hours when charged using an AC adapter (AD9100ESA).
- Nominal Voltage: DC 14.4 V
- Nominal Capacity: 1800 mAh

Rechargeable Li-ion Battery

Surrounding Temperature Range		
Charge		104°F (40°C)
Standard discharge current 0.9 A		140°F (60°C)
Maximum discharge current 5.0 A		104°F (40°C)
Shipped battery	Less than 1 month	between -4°F and 122°F (-20°C and 50°C)
	Less than 3 months	between -4°F and 104°F (-20°C and 40°C)
	Less than 1 year	between -4°F and 68°F (-20°C and 20°C)

Charging Parameters	
Maximum charging voltage	DC 16.4 V
Maximum charging current	1260 mA

P-touch Label Printer

- Charging current: 1000 mA (Maximum)
- Charging voltage: DC 16.4 V (Maximum)

brother



LAJ121001A
Printed in China
Imprimé en Chine
Impreso en China