

brother

TZe
TAPE

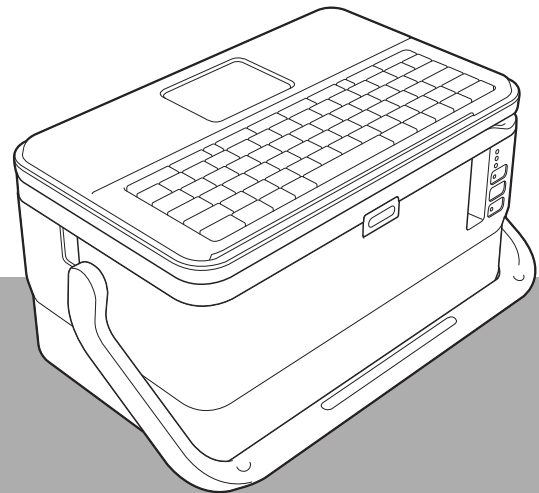
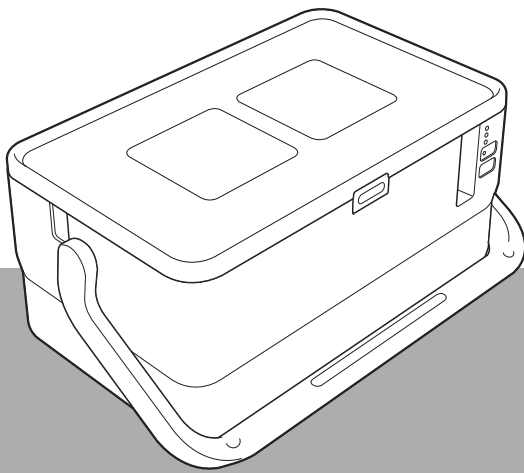
TR
INK

FLe
LABEL

HSe
TUBE

Product Safety Guide

E800T/E850TKW



Read the whole guide before using your product and keep it for later reference.

Introduction

Thank you for purchasing the E800T/E850TKW (hereafter referred to as “the P-touch”).

The documentation included with the P-touch, including the *Product Safety Guide* (this guide) and the *Quick Setup Guide* (printed) contains operating precautions and basic instructions.

For more information, and for information about software and using the P-touch on a network, see the *User’s Guide*, which is included on the supplied CD-ROM.

The latest version of your P-touch’s documentation is available from the Brother Solutions Center at support.brother.com

Save all documentation for later reference.

Important Notice




- The available options and supplies may vary depending on the country.
- The contents of this document are subject to change without notice.
- The contents of this document may not be duplicated or reproduced, partially or in full, without permission.
- We assume no responsibility for damages arising from earthquakes, fire, other disasters, actions of third parties, the user’s intentional or negligent operation, misuse or operation under other special conditions.
- We assume no responsibility for damage (such as losses, loss of business profits, lost profits, business disruptions or a lost means of communication) that may result from the use or inability to use of the P-touch.
- If the P-touch should be defective due to faulty manufacturing, we shall replace or repair it during the warranty period.
- We assume no responsibility for any damages that may result from incorrect operation of the P-touch caused by connecting incompatible equipment or using incompatible software.











To use the P-touch safely

If the P-touch malfunctions, immediately stop using it, and then contact your Brother dealer.

Symbols used in this document

The following symbols are used throughout this document:

 DANGER	Indicates an imminently hazardous situation which, if the product is handled without following the warnings and instructions, will result in death or serious injuries.
 WARNING	Indicates a potentially hazardous situation which, if the product is handled without following the warnings and instructions, could result in death or serious injuries.
 CAUTION	Indicates a potentially hazardous situation which, if not avoided, may result in minor or moderate injuries.
IMPORTANT	Indicates a potentially hazardous situation which, if not avoided, may result in damage to property or loss of product functionality.

	Indicates a risk of fire under certain circumstances
	Indicates a risk of electrical shock under certain circumstances
	Indicates an action that must not be performed
	Indicates a risk of combustion if fire is nearby
	Indicates a risk of injury if the indicated part of the P-touch is touched
	Indicates a risk of injury, such as an electrical shock, if the indicated part of the P-touch is disassembled
	Indicates a risk of electrical shock if the operation is performed with wet hands
	Indicates a risk of electrical shock if the P-touch is exposed to water
	Indicates an action that must be performed
	Indicates that the AC power cord must be disconnected from the electrical socket

Important safety instructions

DANGER

Rechargeable Li-ion battery (Optional: E800T/E850TKW only)



Carefully observe the following precautions for the rechargeable Li-ion battery (hereafter referred to as “rechargeable battery”). If these precautions are not followed, overheating, leaking, or cracks in the battery may result in an electrical short, explosion, smoke, fire, electrical shock, injury to yourself or others, or damage to the product or other property.

- Use the rechargeable battery only for its intended purpose. The P-touch and rechargeable battery are designed to be used together exclusively. DO NOT insert the rechargeable battery into a different P-touch, or a different rechargeable battery into your P-touch, otherwise a fire or damage may occur.
- To charge the rechargeable battery, insert it into the P-touch, and then use the AC adapter designed specifically for this P-touch.
- DO NOT charge the rechargeable battery near a fire or in direct sunlight. This could activate the protection circuitry, which is designed to prevent danger from high heat. Activation of the protection circuitry could cause charging to stop, charging to occur with excessive current/voltage if the protection circuitry fails, or an abnormal chemical reaction within the battery.
- When charging the rechargeable battery, use only the battery charger designed specifically for your rechargeable battery.
- DO NOT allow wires or other metal objects to come into contact with the terminals of the rechargeable battery. DO NOT carry or store the rechargeable battery with metal objects, such as necklaces or hairpins. This could cause an electrical short, and metal objects such as wires, necklaces, or hairpins to overheat.
- DO NOT use or leave the rechargeable battery near fire, heaters, or other high-temperature (above 80 °C) locations.
- DO NOT allow the rechargeable battery to come into contact with or to be immersed in water.
- DO NOT use the rechargeable battery in corrosive environments, such as areas where salty air, salt water, acids, alkalis, corrosive gases, chemicals, or any corrosive liquid is present.
- DO NOT use the rechargeable battery if it is damaged or leaking.
- DO NOT directly solder any connections to the rechargeable battery. This could cause internal insulation to melt, gas to be emitted, or safety mechanisms to fail.
- DO NOT use the rechargeable battery with the polarity (+) (-) reversed. Check the orientation of the rechargeable battery before inserting it, and do not try to force the rechargeable battery into the P-touch. Charging the rechargeable battery with the polarity reversed could cause an abnormal chemical reaction within the rechargeable battery or abnormal current flow during discharge.
- DO NOT directly connect the rechargeable battery to a household electrical supply.

DANGER

Rechargeable Li-ion battery (Optional: E800T/E850TKW only)



- A liquid (electrolyte) leaking from the P-touch or rechargeable battery may indicate that the rechargeable battery is damaged. If the rechargeable battery leaks, immediately stop using the P-touch, unplug the AC adapter, and isolate the P-touch by placing it in a bag.

DO NOT touch the electrolyte. If the electrolyte gets in the eyes, do not rub them. Immediately rinse the eyes liberally with tap water or other clean water and seek the advice of a medical professional. If left unattended, the electrolyte could cause eye damage. If the electrolyte comes into contact with your skin or clothing, immediately rinse them with water.

- DO NOT put the rechargeable battery, or a P-touch with the rechargeable battery installed, into a microwave oven or high-pressure container.
- DO NOT disassemble, modify, or attempt to repair the rechargeable battery.
- DO NOT dispose of the rechargeable battery in fire or intentionally overheat. This could cause the internal insulation to melt, gas to be emitted, or safety mechanisms to fail. Additionally, the electrolyte solution could catch fire.
- DO NOT puncture the rechargeable battery with any objects, subject it to severe shocks or throw it. Damage to the rechargeable battery's protection circuit could cause the rechargeable battery to be recharged at an abnormal current/voltage or cause an abnormal chemical reaction within the rechargeable battery.



- DO NOT leave a drained rechargeable battery in the P-touch for a long period of time. This could shorten the life of the rechargeable battery or lead to an electrical short.

- DO NOT incinerate the rechargeable battery or dispose of it with household waste.

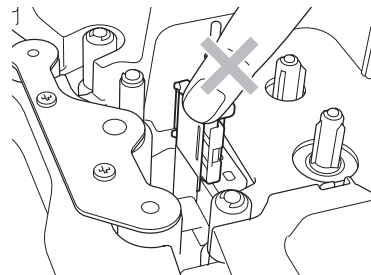
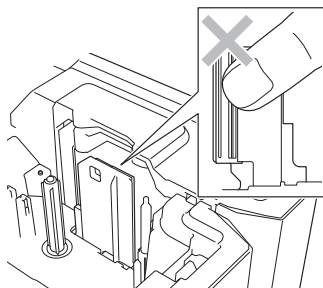


If the P-touch can only be used for a short period of time, even though the rechargeable battery is fully charged, the rechargeable battery may have reached the end of its service life. Replace the rechargeable battery with a new one. When removing and replacing the rechargeable battery, cover the terminals of the old rechargeable battery with tape to avoid creating a short in the battery.

WARNING

P-touch

Follow these guidelines to avoid a fire, electric shock, the risk of injury to yourself or others, and damage to the P-touch or other property.



DO NOT touch any metal parts near the print head. The print head becomes very hot during and immediately after use. DO NOT touch it directly with your hands.

WARNING

Coin Cell Battery (E850TKW only)



- Use only the specified battery for the P-touch.
- DO NOT throw the battery into fire, heat it up, or disassemble it.
- DO NOT connect both poles of the battery. To prevent short-circuiting the battery, keep metal necklaces, hairpins, and other metal objects away from the battery.
- The enclosed battery is not rechargeable. DO NOT recharge it.



- Store the battery beyond the reach of children. If you swallow the battery, contact a doctor immediately.
- If the liquid inside the battery gets into your eyes, wash your eyes well with a lot of clean water, and then see the doctor immediately.
- If the liquid inside the battery adheres to your skin or clothes, wash well with a lot of clean water.
- Use of an incorrect battery for this P-touch may cause a leakage or explosion, which could result in a fire, injury, or damage to the surroundings of the machine.

AC adapter (AD9100ESA)

Follow these guidelines to avoid fire, damage, electrical shock, failure or the risk of injury.



- Make sure you insert the plug fully into the electrical socket. DO NOT use a socket that is loose.
- Use only the AC adapter, power cord and USB cable designed exclusively for your P-touch. Failure to do so may result in an injury to yourself or others, or damage to the P-touch or other property. Brother does not assume any responsibility for any accident or damage resulting from not using the specified AC adapter, power cord and USB cable.



- DO NOT connect the enclosed AC adapter, power cord and USB cable to other products.
- DO NOT use the AC adapter in places with high humidity or moisture, such as bathrooms.
- DO NOT use a damaged power cord or plug.
- DO NOT place heavy objects on, damage, or modify the power cord or plug. DO NOT forcibly bend or pull the adapter cord.
- DO NOT drop, hit, or otherwise damage the AC adapter.



DO NOT touch the AC adapter and the P-touch during a thunderstorm.

There may be a remote risk of electrical shock from lightning when the P-touch is used during a thunderstorm.



DO NOT touch the AC adapter, power cord or plug with wet hands, otherwise an electrical shock may occur.



WARNING

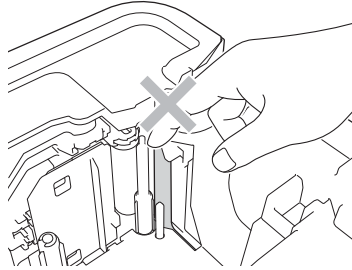
Cutter



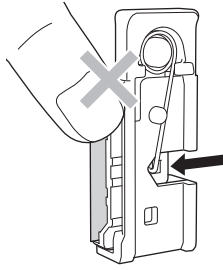
Hazardous moving parts

Keep fingers and other body parts away

- DO NOT touch the blade of the tape cutter unit.





- DO NOT touch the blade of the tube cutter unit.





CAUTION

P-touch


- | | |
|---|---|
|  | <ul style="list-style-type: none">■ Store the P-touch on a flat, stable surface, such as a desk or in a drawer.■ Always use the suggested AC adapter (AD9100ESA) for the P-touch and plug it into a socket with the specified voltage. Failure to do so could result in damage or failure of the P-touch.■ If you notice heat, an abnormal odour, discolouration of the P-touch, deformation, or anything else unusual while using or storing the P-touch, immediately discontinue the use of the P-touch, disconnect the AC adapter (AD9100ESA), and remove the battery. |
|  | <ul style="list-style-type: none">■ DO NOT leave the P-touch or any tape within the reach of young children.■ DO NOT place any heavy objects on top of the P-touch.■ DO NOT use the P-touch in places with high humidity or moisture, such as bathrooms.■ DO NOT allow the P-touch to get wet, for example, by handling it with wet hands or spilling beverages onto it.■ DO NOT disassemble or modify the P-touch. |

AC adapter (AD9100ESA)

- | | |
|--|---|
|  | <ul style="list-style-type: none">■ If you do not intend to use the P-touch for an extended period of time, disconnect the power cord from the electrical socket.■ When disconnecting the power cord from the electrical socket, always hold the plug. |
|  | <ul style="list-style-type: none">■ DO NOT overload an electrical circuit with the power cord.■ DO NOT disassemble or modify the AC adapter.■ DO NOT allow the AC adapter/power cord/plug to get wet, for example, by handling them with wet hands or spilling beverages onto them. |

Cutter

Follow these guidelines to avoid minor personal injury and damage to the P-touch.

- | | |
|---|--|
|  | <ul style="list-style-type: none">■ DO NOT open the tape compartment cover when operating the cutter unit.■ DO NOT apply excessive pressure to the cutter unit. |
|---|--|

General Precautions

Rechargeable Li-ion battery (Optional: E800T/E850TKW only)

- At the time of purchase, the rechargeable battery is slightly charged so that the operation of the P-touch can be verified; however, before you use the P-touch for the first time, you must fully charge the battery using the AC adapter.
- If the P-touch will not be used for a long period of time, remove the rechargeable battery from the P-touch, and then store it in a location where it is not exposed to static electricity, high humidity, or high temperatures (temperatures between 15 and 25 °C and humidity between 40 and 60% are recommended). To maintain the efficiency and life of the rechargeable battery, charge it at least every six months.
- If you notice anything unusual about the rechargeable battery the first time it is used, for example overheating or rust, STOP using the battery. Contact the Brother customer service.

P-touch

- DO NOT transport the P-touch while cables are connected to the AC connector and USB port. The connector and ports could be damaged.
- DO NOT install the P-touch near any device that will cause electromagnetic interference. The P-touch may malfunction if left near a device, such as a television, radio, or microwave oven.
- DO NOT use the P-touch in any way or for any purpose not described in this guide. Doing so may result in injury or damage to the P-touch.
- DO NOT put any foreign objects into the tape exit slot, tube exit slot, AC adapter socket, or any other part of the P-touch.
- DO NOT touch the print head (see page 4) with your fingers. Use the optional print head cleaning cassette (TZe-CL6 for labels) or a soft wipe (e.g. a cotton swab) when cleaning the print head (see the *User's Guide*).
- DO NOT clean any part of the P-touch with alcohol or other organic solvents. Use only a soft, dry cloth.
- DO NOT place the P-touch in direct sunlight, near heaters or other hot appliances, or in any location exposed to extremely high or low temperatures, high humidity, or dust. The standard operating temperature range of the P-touch is between 10 and 35 °C for labels and 15 and 35 °C for tubes.
- DO NOT leave any rubber or vinyl, or products made of rubber or vinyl, on the P-touch for an extended period of time, otherwise the P-touch may become marked.
- Depending on the environmental conditions and the applied settings, some characters or symbols may be difficult to read.
- Use Brother TZe tapes, FLe labels, HSe tubes, or TR ink with the P-touch.
- DO NOT pull or apply pressure to the tape in the cassette to avoid damaging the P-touch.
- DO NOT try to print labels using an empty tape cassette or without a tape cassette in the P-touch. Doing so will damage the print head.
- DO NOT attempt to cut the tape while printing or feeding since this will damage the tape.
- Depending on the location, material, and environmental conditions, the label may unpeel or become irremovable, and the colour of the label may change or be transferred to other objects.

General Precautions

P-touch

- DO NOT expose the tape cassettes to direct sunlight, high temperatures, high humidity, or dust. Store tape cassettes in a cool, dark place. Use the tape cassettes soon after opening the tape cassette package.
- Markings made with oil-based or water-based ink may be visible through a label affixed over them. To hide the markings, use two labels layered on top of each other or use a dark-coloured label.
- Any data stored in the P-touch memory will be lost:
 - if the machine fails
 - if the battery expires
 - following a repair
- When power is disconnected for more than two minutes, all text and format settings will be cleared. Any text files stored in the memory will also be cleared.
- A protective clear plastic sticker is placed over the display during manufacturing and shipping. Remove this sticker prior to use.
- The length of the printed label may differ from the label length displayed on the LCD.
- You can also use Heat Shrink Tube in this model.

Check the Brother website (www.brother.com) for further information. You cannot print frames or pre-set P-touch templates, or use certain font settings when using Heat Shrink Tube. Printed characters may also be smaller than when using TZe tape, and FLe label.

- The printed label may differ from the image that appears on the LCD. (E850TKW only)
- Note that Brother Industries, Ltd. does not assume responsibility for any damage or injury arising from the failure to follow the precautions listed in this guide.
- We strongly recommend reading this guide carefully before using your P-touch, and then keeping it nearby for future reference.

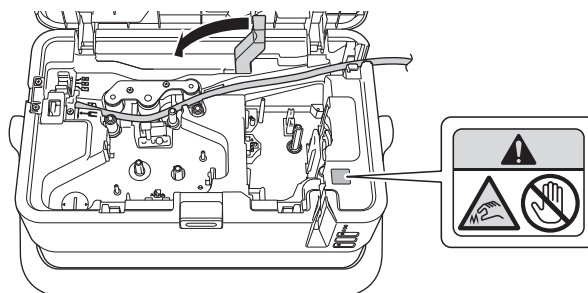
CD-ROM

- DO NOT scratch the CD-ROM, expose it to extremely high or low temperatures, place heavy objects on top of it, or bend it.
- The software on the CD-ROM is intended for use with the P-touch, and may be installed on more than one computer.

Warning label



The following warning labels appear on the P-touch. Fully understand the contents of each warning label and perform operations while observing the precautions that are described. In addition, be very careful that the warning labels do not peel off and are not scratched.



Compilation and Publication Notice

Under the supervision of Brother Industries, Ltd., this guide has been compiled and published covering the latest product's descriptions and specifications.

The contents of this guide and the specifications of this product are subject to change without notice.

If new versions of the P-touch operating system become available, this guide may not reflect the updated features.

Therefore, you may find that the operating system described in this guide may differ from new operating systems.

Brother reserves the right to make changes without notice in the specifications and materials contained herein and shall not be responsible for any damages (including consequential) caused by reliance on the materials presented, including but not limited to typographical and other errors relating to the publication.

Trademarks

BROTHER is either a trademark or a registered trademark of Brother Industries, Ltd.

P-TOUCH is a trademark or registered trademark of Brother Industries, Ltd.

© 2016 Brother Industries, Ltd. All rights reserved.

Microsoft, Windows, Windows Vista and Windows Server are registered trademarks of Microsoft Corporation in the United States and other countries.

Google Play is a trademark of Google Inc.

Wi-Fi and Wi-Fi Alliance are registered trademarks of the Wi-Fi Alliance.

WPA, WPA2, Wi-Fi Protected Setup, Wi-Fi Protected Setup logo and Wi-Fi Direct are trademarks of the Wi-Fi Alliance.

Android is a trademark of Google Inc.

Adobe and Reader are either registered trademarks of Adobe Systems Incorporated in the United States and/or other countries.

QR Code is a registered trademark of DENSO WAVE INCORPORATED in JAPAN and other countries. QR Code Generating Program Copyright © 2008 DENSO WAVE INCORPORATED.

BarStar Pro Encode Library (DataMatrix, MaxiCode, PDF417, POSTNET, AztecCode, GS1 DataBar Composite) Copyright © 2007 AINIX Corporation. All rights reserved.

Epson ESC/P is a registered trademark of Seiko Epson Corporation.

Each owner whose software title is mentioned in this document has a Software Licence Agreement specific to its proprietary programs.

Any trade names and product names of companies appearing on Brother products, related documents and any other materials are all trademarks or registered trademarks of those respective companies.

Open Source Licensing Remarks

This product includes open-source software.

To see the open source licensing remarks, please go to the manual download selection on your model's home page of Brother Solutions Center at support.brother.com

Regulations for E800T/E850TKW

CAUTION

RISK OF EXPLOSION IF BATTERY IS REPLACED WITH AN INCORRECT TYPE.
DISPOSE OF USED BATTERIES ACCORDING TO THE INSTRUCTIONS.

Rechargeable Li-ion Battery Specifications (Optional: E800T/E850TKW only)

- Charging time: Approximately 3 hours when charged using an AC adapter (AD9100ESA).
- Nominal Voltage: DC 14.4 V
- Nominal Capacity: 1800 mAh

Rechargeable Li-ion Battery

Surrounding Temperature Range		
Charge		40 °C
Standard discharge current 0.9 A		60 °C
Maximum discharge current 5.0 A		40 °C
Shipped battery	Less than 1 month	between -20 and 50 °C
	Less than 3 months	between -20 and 40 °C
	Less than 1 year	between -20 and 20 °C

Charging Parameters	
Maximum charging voltage	DC 16.4 V
Maximum charging current	1260 mA

P-touch

- Charging current: 1000 mA (Maximum)
- Charging voltage: DC 16.4 V (Maximum)

brother



LAJ667001

Printed in China