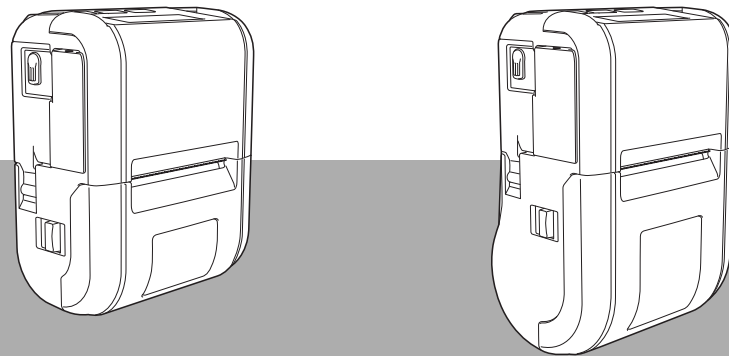


Product Safety Guide

RJ-2030/2050/2140/2150



Be sure to read this document before using your mobile printer.

We recommend that you keep this document nearby for future reference.

Introduction

Thank you for purchasing the RJ-2030/2050/2140/2150 (hereafter referred to as “your printer”).

The documentation included with your printer, including the *Product Safety Guide* (this document) and the *Quick Setup Guide* (printed) contains operating precautions and basic instructions.

For more details, and for information about software and using your printer on a network, see the *User's Guide*, which can be found on the Brother support website.

The latest version of your printer's documentation is available from the Brother support website at support.brother.com.

Important Notice




- The contents of this document are subject to change without notice.
- The contents of this document may not be duplicated or reproduced, partially or in full, without permission.
- We assume no responsibility for damages arising from earthquakes, fire, other disasters, actions of third parties, the user's intentional or negligent operation, misuse or operation under other special conditions.
- We assume no responsibility for damage (such as losses, loss of business profits, lost profits, business disruptions or a lost means of communication) that may result from the use or inability to use your printer.
- If your printer fails due to workmanship or faulty components, we shall replace or repair it during the warranty period.
- We assume no responsibility for damages that may result from incorrect operation of your printer by connecting incompatible equipment or using incompatible software.












To use your printer safely

If your printer malfunctions, immediately stop using it, and then contact the sales representative where your printer was purchased.

Symbols used in this document

The following symbols are used throughout this document:

 DANGER	Indicates an imminently hazardous situation which, if the product is handled without following the warnings and instructions, will result in death or serious injuries.
 WARNING	Indicates a potentially hazardous situation which, if the product is handled without following the warnings and instructions, could result in death or serious injuries.
 CAUTION	Indicates a potentially hazardous situation which, if not avoided, may result in minor or moderate injuries.

	Indicates a risk of fire under certain circumstances
	Indicates a risk of electrical shock under certain circumstances
	Indicates a risk of burns under certain circumstances
	Indicates an action that must not be performed
	Indicates a risk of combustion if fire is nearby
	Indicates a risk of injury if the indicated part of your printer is touched
	Indicates a risk of injury, such as an electrical shock, if the indicated part of your printer is disassembled
	Indicates a risk of electrical shock if the operation is performed with wet hands
	Indicates a risk of electrical shock if your printer is exposed to water
	Indicates an action that must be performed
	Indicates that the AC power cord must be disconnected from the electrical socket

Important safety instructions

DANGER







Rechargeable Li-ion battery










Carefully observe the following precautions for the rechargeable Li-ion battery (hereafter referred to as “rechargeable battery”). If these precautions are not followed, overheating, leaking, or cracks in the battery may result in an electrical short, explosion, smoke, fire, electrical shock, injury to yourself or others, or damage to the product or other property.

- Use the rechargeable battery only for its intended purpose. Your printer and rechargeable battery are designed to function exclusively with each other. DO NOT insert the rechargeable battery into a different printer, or a different rechargeable battery into your printer, otherwise a fire or damage may occur.
- To charge the rechargeable battery, insert it into your printer, and then use the AC adapter or Car adapter designed specifically for this printer.
- DO NOT charge the rechargeable battery near a fire or in direct sunlight. This could activate the protection circuitry, which is designed to prevent danger from high heat. Activation of the protection circuitry could cause charging to stop, charging to occur with excessive current/voltage if the protection circuitry fails, or an abnormal chemical reaction within the battery.
- When charging the rechargeable battery, use the battery charger designed specifically for the rechargeable battery.
- DO NOT allow wires or other metal objects to come into contact with the terminals of the rechargeable battery. DO NOT carry or store the rechargeable battery with metal objects such as necklaces or hairpins. This could cause an electrical short, and lead metal objects such as wires, necklaces, or hairpins to overheat.
- DO NOT use or leave the rechargeable battery near a fire, heaters, or other high temperature (above 80°C) locations.
- DO NOT allow the rechargeable battery to come into contact with or to be immersed in water.
- DO NOT use the rechargeable battery in corrosive environments, such as areas where salty air, salt water, acids, alkalis, corrosive gases, chemicals, or any corrosive liquid is present.
- DO NOT use the rechargeable battery if it is damaged or leaking.
- DO NOT directly solder any connections to the rechargeable battery. This could cause internal insulation to melt, gas to be emitted, or safety mechanisms to fail.
- DO NOT use the rechargeable battery with the polarity (+) (-) reversed. Check the orientation of the rechargeable battery before inserting it, and do not try to force the rechargeable battery into your printer. Charging the rechargeable battery with the polarity reversed could cause an abnormal chemical reaction within the rechargeable battery or abnormal current flow during discharge.
- DO NOT directly connect the rechargeable battery to a household electrical supply.

























! DANGER

   	<ul style="list-style-type: none"> ■ Liquid (electrolyte) leaking from your printer or rechargeable battery may indicate that the rechargeable battery is damaged. If the rechargeable battery leaks, immediately stop using your printer, unplug the AC adapter, and isolate your printer by placing it in a bag. <p>DO NOT touch the electrolyte. If electrolyte gets in the eyes, do not rub them. Immediately rinse liberally with tap water or other clean water and seek the advice of a medical professional. If left alone, the electrolyte could cause eye damage. If electrolyte contacts your skin or clothing, immediately rinse them with water.</p> <ul style="list-style-type: none"> ■ DO NOT put the rechargeable battery, or a printer with the rechargeable battery installed, into a microwave oven or a high pressure container. ■ DO NOT disassemble, modify, or attempt to repair the rechargeable battery. ■ DO NOT dispose of the rechargeable battery in fire or intentionally overheat. This could cause the internal insulation to melt, gas to be emitted, or safety mechanisms to fail. Additionally, the electrolyte solution could catch fire. ■ DO NOT puncture the rechargeable battery with any objects, subject it to severe shocks or throw it. Damage to the rechargeable battery's protection circuit could cause the rechargeable battery to be recharged at an abnormal current/voltage or cause an abnormal chemical reaction within the rechargeable battery.
	<ul style="list-style-type: none"> ■ DO NOT leave a drained rechargeable battery in your printer for a long period of time. This could shorten the life of the rechargeable battery or lead to an electrical short. ■ DO NOT incinerate the rechargeable battery or dispose of it with household waste.
	<p>If your printer can only be used for a short period of time, even though the rechargeable battery is fully charged, the rechargeable battery may have reached the end of its service life. Replace the rechargeable battery with a new one. When removing and replacing the rechargeable battery, cover the terminals of the old rechargeable battery with tape to avoid creating a short in the battery.</p>


























! WARNING

Printer	
  	<p>DO NOT insert foreign objects into your printer or its connectors and ports, otherwise a fire, electrical shock, or damage may occur.</p> <p>If foreign objects are dropped into your printer, immediately turn it off, disconnect the AC adapter or Car adapter from the electrical socket, and then contact Brother customer service or your local Brother dealer. If you continue to operate your printer, a fire, electrical shock, or damage may occur.</p>
   	<p>DO NOT operate, charge, or store your printer in the following locations, otherwise leaking, fire, electrical shock, or damage may occur:</p> <ul style="list-style-type: none"> ■ Near water, such as in a bathroom or near a water heater, or in an extremely humid or cold location ■ In a location where it is exposed to rain or moisture ■ In an extremely dusty location ■ In an extremely hot location, such as near open flames, heaters, or in direct sunlight ■ In a closed car under a hot sun ■ In a location where condensation may form ■ At a high altitude





















⚠ WARNING

  	<p>DO NOT try to disassemble or alter your printer, otherwise a fire, electrical shock, or damage may occur. For servicing, adjustments or repairs, contact Brother customer service or your local Brother dealer. (The warranty does not cover repairs for damage resulting from disassembly or alterations performed by the user.)</p>
   	<p>If your printer operates abnormally (for example, if it produces smoke, an unusual odour, or noise), stop using it, otherwise a fire, electrical shock, or damage may occur. Immediately turn off your printer, disconnect the AC adapter or Car adapter from the electrical socket, and then contact Brother customer service or your local Brother dealer for repairs.</p>
 	<p>DO NOT charge the rechargeable battery with a printer, AC adapter, or Car adapter other than that specified. A Fire, electrical shock, or damage may occur.</p>
  	<p>If your printer is not fully charged after the specified amount of time has passed, stop charging it, otherwise a fire, electrical shock, or damage may occur.</p>
  	<p>DO NOT place the product near chemicals or in a place where chemical spillage could occur. DO NOT allow organic solvents, such as benzene, thinner, polish remover, or deodorisers, to come into contact with the plastic cover or cables. These may cause the plastic cover to warp or dissolve, resulting in an electrical shock or fire. They may also cause the product to malfunction or become discoloured.</p>
	<p>DO NOT allow children to play with the plastic bag that contained your printer. Dispose of the bag or keep it away from babies and children. There is a risk of suffocation.</p>
 	<p>DO NOT dispose of your printer with household waste. There is a risk of environmental damage, explosion, and fire.</p>
  	<p>When shipping your printer, make sure to remove the rechargeable battery from the printer before packaging for shipment.</p> <p>If your printer is shipped with the rechargeable battery installed, there is a risk of fire, explosion, and damage.</p>
  	<p>DO NOT use combustible sprays when cleaning your printer, and DO NOT use combustible sprays near your printer. There is a risk of fire and electrical shock.</p> <p>Examples of combustible sprays:</p> <ul style="list-style-type: none"> ■ Dust removing cleaners ■ Pesticides ■ Disinfectants and deodorisers that contain alcohol ■ Organic solvents or liquids such as alcohol

! WARNING

 	<p>DO NOT touch any metal parts near the print head. The print head becomes very hot during use and remains very hot immediately after use. DO NOT touch it directly with your hands.</p>
<p>AC adapter/Car adapter (Optional)</p>	
  	<p>Only use the AC adapter or Car adapter designed specifically for this printer, otherwise a fire, electrical shock, or damage may occur. The AC adapter or Car adapter is designed specifically for use with this printer. DO NOT use with any other product.</p>
	<p>When connecting the AC adapter or Car adapter, always push the plug into the electrical socket as far as it will go to ensure a solid connection, otherwise a fire, electrical shock, or damage may occur.</p>
 	<p>DO NOT touch the AC adapter and your printer during a thunderstorm. There may be a remote risk of electrical shock from lightning when your printer is used during a thunderstorm.</p>
  	<p>When using the AC adapter, DO NOT plug your printer into an electrical socket other than a household socket (AC 100-240 V 50/60 Hz), otherwise a fire, electrical shock, or damage may occur. The Car adapter is designed to be used only with a DC 12 V electrical socket. DO NOT use it with any other type of electrical socket.</p>
 	<p>DO NOT touch the AC adapter, Car adapter, or the power supply plug with wet hands, otherwise an electrical shock may occur.</p>
  	<p>DO NOT try to disassemble, alter, or repair the AC adapter or Car adapter, otherwise a fire, electrical shock, or injury may occur. For servicing, adjustments or repairs, contact Brother customer service or your local Brother dealer.</p>
   	<p>DO NOT allow water, drinks, or metal objects to come into contact with the power supply plug, AC adapter, or Car adapter. In addition, DO NOT use the power supply plug, AC adapter, or Car adapter in a location where it may get wet, otherwise an explosion or electrical shock may occur.</p>
 	<p>If the power supply plug becomes dirty (for example, if it becomes covered with dust) disconnect it from the electrical socket, and then wipe it with a dry cloth. If you continue to use a dirty power supply plug, a fire may occur.</p>
  	<p>When disconnecting the AC power cord or Car adapter from the electrical socket, DO NOT pull on the cord. Hold the plug and pull it out of the electrical socket.</p>

⚠ WARNING

  	<p>DO NOT insert foreign objects into the terminals of the AC adapter or Car adapter, otherwise burns or electrical shock may occur.</p>
 	<p>Use the AC adapter, Car adapter, or cable correctly and observe the following precautions, otherwise a fire or electrical shock may occur:</p> <ul style="list-style-type: none"> ■ DO NOT damage the AC adapter, Car adapter, or cable. ■ DO NOT modify the AC adapter, Car adapter, or cable. ■ DO NOT twist the AC adapter, Car adapter, or cable. ■ DO NOT severely bend the AC adapter, Car adapter, or cable. ■ DO NOT pull on the AC adapter, Car adapter, or cable. ■ DO NOT place objects on the AC adapter, Car adapter, or cable. ■ DO NOT subject the AC adapter, Car adapter, or cable to heat. ■ DO NOT bind the AC adapter, Car adapter, or cable. ■ DO NOT allow the AC adapter, Car adapter, or cable to be pinched.
 	<p>If the AC adapter or Car adapter is damaged, please contact Brother customer service or your local Brother dealer.</p>
	<p>Keep the AC adapter or Car adapter out of the reach of children, particularly infants, otherwise injury may occur.</p>
  	<p>DO NOT use the AC adapter or Car adapter near flames or heaters. If the covering of the AC adapter or Car adapter cord melts, a fire or electrical shock may occur.</p>
 	<p>Before performing maintenance on your printer, such as cleaning, disconnect the AC adapter or Car adapter from the electrical socket, otherwise an electrical shock may occur.</p>
	<p>If your printer will not be used for a long period of time, disconnect the AC adapter or Car adapter from your printer and the electrical socket for safety reasons.</p>
  	<p>DO NOT overload electrical sockets or plug multiple devices into the same electrical socket. There is a risk of fire, electrical shock, and damage.</p>
  	<p>DO NOT use damaged plugs or bent electrical sockets. There is a risk of fire, electrical shock, and damage.</p>

! CAUTION

Printer



Keep out of the reach of children, particularly infants, otherwise injury may occur.



Stop operating your printer if it leaks or becomes discoloured, deformed, or otherwise defective.



DO NOT hold your printer by the RD Roll compartment cover. There is a risk of injury if the cover detaches and your printer falls.




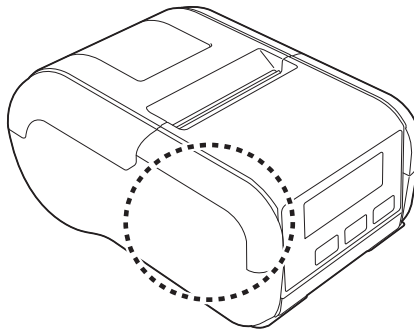
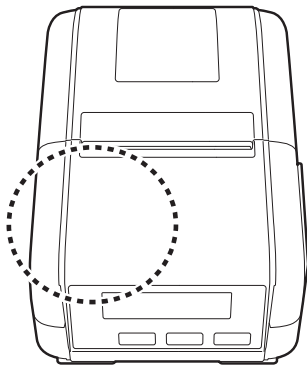
When connecting cables and accessories, make sure they are connected correctly and in the correct order. Only connect items that are designed specifically for this printer. There is a risk of fire or injury. Refer to the instructions when connecting.



If the machine is used for long periods of time, parts of the printer shown may get hot enough to cause low temperature burns.



Use caution when handling the machine.



Tear bar



DO NOT touch the tear bar directly, otherwise injury may occur.



AC adapter/Car adapter (Optional)



Make sure that the AC adapter's power cord or the Car adapter is accessible so that it can be removed in an emergency. DO NOT place objects on or near the AC adapter's power cord or the Car adapter's cord.

Belt clip



Make sure that the screw is tightened securely. There is a risk of injury if the screw is loose and your printer falls.



Make sure that the belt clip is attached securely to your printer and the wearer's belt. There is a risk of injury if the belt clip is not attached securely and your printer falls.

RD Roll



Be careful not to drop the RD Roll.

General Precautions

Rechargeable Li-ion battery

- At the time of purchase, the rechargeable battery is slightly charged so that the operation of your printer can be verified; however, the rechargeable battery should be fully charged with the AC adapter or battery charger before your printer is used.
- If your printer will not be used for a long period of time, remove the rechargeable battery from your printer, and then store it in a location where it is not exposed to static electricity, high humidity, or high temperatures (temperatures between 15°C and 25°C and humidity between 40% and 60%, are recommended). In order to maintain the efficiency and life of the rechargeable battery, charge it at least every six months.
- If you notice anything unusual about the rechargeable battery the first time it is used, for example overheating or rust, DO NOT continue to use the battery. Contact Brother customer service.

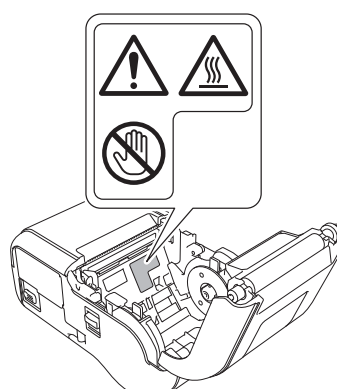

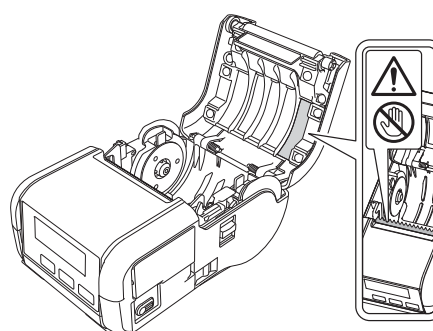
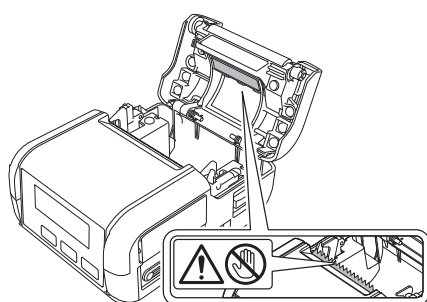
Warning label



The following warning labels appear on your printer. Make sure you understand the contents of each warning label and perform operations while observing the precautions that are described. In addition, be very careful that the warning labels do not peel off and are not scratched.

RJ-2030/2050

RJ-2140/2150



Trademarks

Microsoft, Windows, Windows Vista and Windows Server are registered trademarks of Microsoft Corporation in the United States and other countries.

iPad, iPhone and iPod are trademarks of Apple Inc., registered in the U.S. and other countries.

The Bluetooth word mark and logos are owned by the Bluetooth SIG, Inc. and any use of such marks by Brother Industries, Ltd. under licence.

AirPrint is a trademark of Apple Inc.

Google Play is a trademark of Google Inc.

WPA, WPA2, Wi-Fi Protected Setup and Wi-Fi Protected Setup logo are trademarks of the Wi-Fi Alliance.

Android is a trademark of Google, Inc.

Blue SDK

Copyright © 1995-2016 OpenSynergy GmbH.

All rights reserved. All unpublished rights reserved.

Adobe and Reader are either registered trademarks of Adobe Systems Incorporated in the United States and/or other countries.

Wi-Fi and Wi-Fi Alliance are registered trademarks of the Wi-Fi Alliance.

QR Code is a registered trademark of DENSO WAVE INCORPORATED in JAPAN and other countries. QR Code Generating Program Copyright © 2008 DENSO WAVE INCORPORATED.

BarStar Pro Encode Library (DataMatrix, MaxiCode, PDF417, RSS, CODE93, POSTNET, MSI/Plessey, AztecCode, GS1 DataBar Composite)

Epson ESC/P is a registered trademark of Seiko Epson Corporation.

Copyright © 2007 AINIX Corporation. All rights reserved.

Each owner whose software title is mentioned in this document has a Software Licence Agreement specific to its proprietary programs.

Any trade names and product names of companies appearing on Brother products, related documents and any other materials are all trademarks or registered trademarks of those respective companies.

Open Source Licencing Information (RJ-2050/2140/2150)

This product includes open source software.

To see the open source licencing information, please go to the manual download selection on your model's home page of Brother support website at support.brother.com.

Regulation Compliance for RJ-2030/2050/2140/2150

CAUTION

RISK OF EXPLOSION IF BATTERY IS REPLACED WITH AN INCORRECT TYPE.
DISPOSE OF USED BATTERIES ACCORDING TO THE INSTRUCTIONS.

Declaration of Conformity (Europe/Turkey only)

We, Brother Industries, Ltd.
15-1, Naeshiro-cho, Mizuho-ku,
Nagoya 467-8561 Japan

declare that these products and AC adapter are in conformity with the relevant EU harmonization legislation (Europe/Turkey only) and UK legislation (Great Britain only).

The Declaration of Conformity (DoC) can be downloaded from the Brother support website.

Visit support.brother.com/manuals.

UK Declaration of Conformity for Radio Equipment Regulation 2017 (Great Britain only) (Applicable to models with radio interfaces)

We, Brother Industries, Ltd.
15-1, Naeshiro-cho, Mizuho-ku,
Nagoya 467-8561 Japan

declare that these products are in conformity with the provisions of the Radio Equipment Regulation 2017. A copy of the Declaration of Conformity can be downloaded by following the instructions in the Declaration of Conformity (Europe/Turkey only) section.



EU Declaration of Conformity for RE Directive 2014/53/EU (Europe/Turkey only) (Applicable to models with radio interfaces)

We, Brother Industries, Ltd.
15-1, Naeshiro-cho, Mizuho-ku,
Nagoya 467-8561 Japan

declare that these products are in conformity with the provisions of the RE Directive 2014/53/EU. A copy of the Declaration of Conformity can be downloaded by following the instructions in the Declaration of Conformity (Europe/Turkey only) section.

How to enable/disable Bluetooth (RJ-2030/2050/2150 only)

To activate the Bluetooth function:



Press and hold the  button to turn your printer on, press the  button, and then select [Bluetooth] - [OnOff] - [On].

To deactivate the Bluetooth function:

Press the  button, and then select [Bluetooth] - [OnOff] - [Off].

How to enable/disable Wireless LAN (RJ-2050/2140/2150 only)

To activate the wireless function:

Press and hold the  button to turn your printer on, press the  button, and then select [WLAN] - [WLAN (On/Off)] - [On].

To deactivate the wireless function:

Press the  button, and then select [WLAN] - [WLAN (On/Off)] - [Off].

Wireless LAN (Models with Wireless LAN function only)

This Printer supports Wireless LAN.

Frequency band(s): 2400 - 2483.5 MHz

Maximum radio-frequency power transmitted in the frequency band(s) : Less than 20 dBm(e.i.r.p)

Bluetooth (Models with Bluetooth function only)

This Printer supports Bluetooth.

Frequency band(s): 2402 - 2480 MHz

Maximum radio-frequency power transmitted in the frequency band(s): Less than 20 dBm(e.i.r.p)

brother



D013KT001A