



Model Name: QL-810W

Network Port	Power consumption		Default Timer Values	
	Networked Standby mode	Off mode	To Networked Standby mode	To Off mode
USB	1.0W	0.3W	0min	60min
Wi-Fi	1.3W	0.3W	0min	-
All network ports activated and connected	1.3W	0.3W	0min	-

How to enable/disable Wi-Fi

To activate the wireless function:

Press and hold the  (Power) button to turn the Label Printer on, and then press and hold the  (Wi-Fi) button for one second.

To deactivate the wireless function:



Press and hold the  (Wi-Fi) button again to turn the wireless function off.

Model Name: QL-810Wc

Network Port	Power consumption		Default Timer Values	
	Networked Standby mode	Off mode	To Networked Standby mode	To Off mode
USB	1.0W	0.3W	3min	60min
Wi-Fi	1.3W	0.3W	3min	-
All network ports activated and connected	1.3W	0.3W	3min	-

How to enable/disable Wi-Fi

To activate the wireless function:

Press and hold the  (Power) button to turn the Label Printer on, and then press and hold the  (Wi-Fi) button for one second.

To deactivate the wireless function:

Press and hold the  (Wi-Fi) button again to turn the wireless function off.