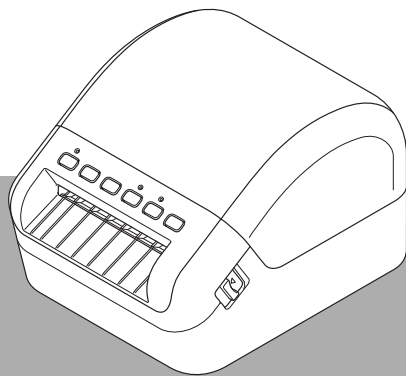


brother



Product Safety Guide

QL-1100/QL-1110NWB



Read the whole guide before using your product and keep it for later reference.

Introduction

Thank you for purchasing the QL-1100/QL-1110NWB (hereafter referred to as “the printer”).

The documentation included with the printer, including the *Product Safety Guide* (this document) and the *Quick Setup Guide* (printed) contains operating precautions and basic instructions.

For more information about software and using the printer on a network, see the *User’s Guide*, which can be found on your model's Manuals page on the Brother support website at support.brother.com

The latest version of your printer documentation is available from the Brother support website at support.brother.com

Save all documentation for later reference.

Important Notice

- The available supplies may vary depending on the country.
- The contents of this document are subject to change without notice.
- The contents of this document may not be duplicated or reproduced, partially or in full, without permission.
- We assume no responsibility for damages arising from earthquakes, fire, other disasters, actions of third parties, the user’s intentional or negligent operation, misuse or operation under other special conditions.
- We assume no responsibility for damage (such as losses, loss of business profits, lost profits, business disruptions or a lost means of communication) that may result from the use of or inability to use the printer.
- If the printer should be defective due to faulty manufacturing, we shall replace or repair it during the warranty period.
- We assume no responsibility for damages that may result from incorrect operation of the printer by connecting incompatible equipment or using incompatible software.

For Australia Only:

To Contact Brother International (Aust) Pty Ltd Product Support Team;



Phone: 02 8875 6000 (8.30am to 5.00pm (AEST/AEDT) Monday to Friday)













To use your printer safely

If your printer malfunctions, immediately stop using it, and then contact the sales representative where your printer was purchased.






















Symbols used in this document

The following symbols are used throughout this document:





















 WARNING	Indicates a potentially hazardous situation which, if the product is handled without following the warnings and instructions, could result in death or serious injuries.
 CAUTION	Indicates a potentially hazardous situation which, if not avoided, may result in minor or moderate injuries.
IMPORTANT	Indicates information or directions that should be followed. Ignoring them may result in damage or failed operations.

	Indicates a risk that, under certain circumstances, a fire may occur.
	Indicates a risk of an electrical shock under certain circumstances
	Indicates a risk of burns under certain circumstances
	Indicates an action that must not be performed
	Indicates a risk of combustion if fire or flame is nearby
	Indicates a risk of injury if the indicated part of your printer is touched
	Indicates a risk of injury, such as an electrical shock, if the indicated part of your printer is disassembled or tampered with
	Indicates a risk of an electrical shock if the operation is performed with wet hands
	Indicates a risk of an electrical shock if your printer is exposed to water
	Indicates an action that must be performed
	Indicates that the AC power cord must be disconnected from the AC power socket
	Indicates a risk of injury if your finger is caught in the rotating gear.




















Important safety instructions

 WARNING	
Printer	
	DO NOT allow children to play with the plastic bag that contained your printer. Dispose of the bag or keep it away from babies and children. There is a risk of suffocation.
	Keep out of the reach of children, particularly infants, otherwise injury may occur.
	DO NOT insert foreign objects into your printer or its connectors, otherwise a fire, electrical shock, or damage may occur.
	If foreign objects are dropped into your printer, immediately turn it off, disconnect the AC Adapter/AC Power Cord from the electrical socket, and then contact Brother customer service or your local Brother dealer. If you continue to operate your printer, a fire, electrical shock, or damage may occur.
	
	DO NOT operate or store your printer in the following locations, otherwise a fire, electrical shock, or damage may occur:
	■ Near water, such as in a bathroom or near a water heater, or in an extremely humid location
	■ In a location where it is exposed to rain or moisture
	■ In an extremely dusty location
	■ In an extremely hot location, such as near open flames, heaters, or in direct sunlight
	■ In a closed car under a hot sun
	■ In a location where condensation may form
	DO NOT try to disassemble or alter your printer as it may result in an electrical short, explosion, smoke, fire, electrical shock, injury to yourself or others, or damage to the product or other property. For servicing, adjustments or repairs, contact Brother customer service or your local Brother dealer. (The warranty does not cover repairs for damage resulting from disassembly or alterations performed by the user.)
	
	
	If your printer operates abnormally (for example, if it produces smoke, an unusual odour or noise), stop using it, otherwise a fire, electrical shock, or damage may occur. Immediately turn off your printer, and then contact Brother customer service or your local Brother dealer for repairs.
	
	
	
	DO NOT place the product near chemicals or in a place where chemical spillage could occur. DO NOT allow organic solvents, such as benzene, thinner, polish remover, or deodorisers to come into contact with the plastic cover or cables. These may cause the plastic cover to warp or dissolve, resulting in an electrical shock or fire. They may also cause the product to malfunction or become discoloured.
	
	

! WARNING

  	<p>DO NOT use combustible sprays when cleaning your printer, and DO NOT use combustible sprays near your printer. There is a risk of fire and electrical shock. Wipe any dust and marks from the main unit using a soft, dry cloth. Use a cloth slightly dampened with water on difficult to remove marks.</p> <p>Examples of combustible sprays:</p> <ul style="list-style-type: none"> ■ Dust removing cleaners ■ Pesticides ■ Disinfectants and deodorisers that contain alcohol ■ Organic solvents or liquids such as alcohol
  	<p>DO NOT touch each port for connection with wet hands, otherwise an electrical shock, equipment damage, smoke or fire may occur.</p>
 	<p>When not attached to the printer for use, cover the port with tape, etc. to prevent intrusion of foreign material such as dust. Also, do not use if the port is soiled with dust, etc.</p>
<p>AC Power Cord</p>	
   	<p>DO NOT allow water, drinks, or metal objects to come into contact with the power supply plug, or AC Power Cord. In addition, DO NOT use the power supply plug, or AC Power Cord in a location where it may get wet, otherwise a fire, smoke, heat or electrical shock may occur.</p>
 	<p>If the power supply plug becomes dirty (for example, if it becomes covered with dust) disconnect it from the electrical socket, and then wipe it with a dry cloth. If you continue to use a dirty power supply plug, a fire may occur.</p>
  	<p>When disconnecting the AC Power Cord from the electrical socket, DO NOT pull on the cord. Hold the plug and pull it out of the electrical socket.</p>
  	<p>DO NOT insert foreign objects into the end of the AC Power Cord, otherwise burns or an electrical shock may occur.</p>

⚠ WARNING

	Use the AC Power Cord correctly and observe the following precautions, otherwise a fire or electrical shock may occur:
	<ul style="list-style-type: none"> ■ DO NOT damage the AC Power Cord. ■ DO NOT modify the AC Power Cord. ■ DO NOT twist, severely bend, or pull on the AC Power Cord. ■ DO NOT place objects on the AC Power Cord. ■ DO NOT subject the AC Power Cord to heat. ■ DO NOT bind the AC Power Cord. ■ DO NOT allow the AC Power Cord to be pinched.
	If the AC Power Cord is damaged, contact Brother customer service or your local Brother dealer.
	
	Keep the AC Power Cord out of the reach of children, particularly infants, otherwise injury may occur.
	DO NOT use the AC Power Cord near flames or heaters. If the covering of the AC Power Cord melts, a fire or electrical shock may occur.
	
	
	Before performing maintenance on your printer, such as cleaning, disconnect the AC Power Cord from the electrical socket, otherwise an electrical shock may occur.
	
	If your printer is not used for a long period of time, disconnect the AC Power Cord from your printer and the electrical socket for safety reasons. If the AC power cord plug is left in the socket for a long period of time, dust may accumulate at the base of the plug blades creating a risk of an electrical short, which could lead to a fire.
	DO NOT overload electrical sockets or plug multiple devices into the same electrical socket. There is a risk of fire, electrical shock, and damage.
	
	
	DO NOT use damaged plugs or bent electrical sockets. There is a risk of fire, electrical shock, and damage.
	
	
	When connecting cables, make sure you connect them correctly and in the correct order. Connect only items that are designed specifically for this printer. There is a risk of fire or injury. See the power supply connection instructions in the <i>Quick Setup Guide</i> .
	

CAUTION

Printer



Stop operating your printer if it leaks or becomes discoloured, deformed, or otherwise defective.



DO NOT hold your printer by the DK Roll Compartment Cover. There is a risk of injury if the cover detaches and your printer falls.



DO NOT hold the printer with only one hand. Otherwise, the printer may slip out of your hand.



DO NOT touch any metal parts near the print head. The print head becomes very hot during use and remains very hot immediately after use. DO NOT touch it directly with your hands.



Be careful with rotating parts. There is a risk of injury if your finger is caught in the rotating gear. Turn off your printer before touching the gear.

AC Power Cord



Make sure the AC Power Cord is accessible so that it can be removed in an emergency. DO NOT place objects on or near the AC Power Cord.

IMPORTANT

- DO NOT remove the labels affixed to the printer. These labels provide operational information and indicate the printer model number.
- DO NOT store or operate the printer in an area exposed to high temperatures, high humidity, direct sunlight, or dust. These could cause discolouration or malfunction.
- If you remove a DK Roll from the printer to store it for an extended period after you start using the Roll, secure the end of the Roll with tape, etc., so that the Roll does not become loose.

General Precautions

Printer

- If the Bluetooth function and wireless LAN function are both turned on, the communication speed may decrease due to radio wave interference. If this occurs, turn off the function that you are not using (Bluetooth or wireless LAN).(QL-1110NWB only)
- DO NOT cover or insert foreign objects into the Label Output Slot, AC connector, or USB Port.
- When not used for an extended period, remove the DK Roll from the printer.
- Always keep the DK Roll Compartment Cover closed when printing.
- When using optional accessories, use them as described in their instruction manuals.
- DO NOT touch the printer with wet hands.
- DO NOT touch paper or labels with wet hands, otherwise a malfunction may occur.
- DO NOT lift the printer by the DK Roll Compartment Cover. The cover could come off and the printer could fall and become damaged.
- Use only the interface cable (USB Cable) included with the printer.

Power Cord

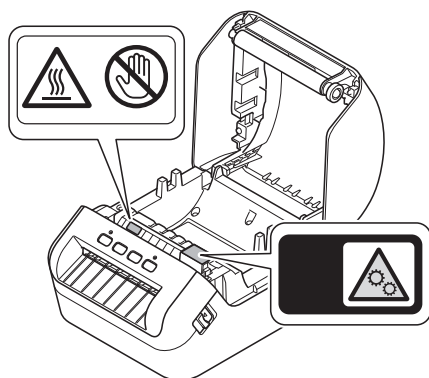
- You should put the printer near an easily accessible, standard electrical socket.

Warning label

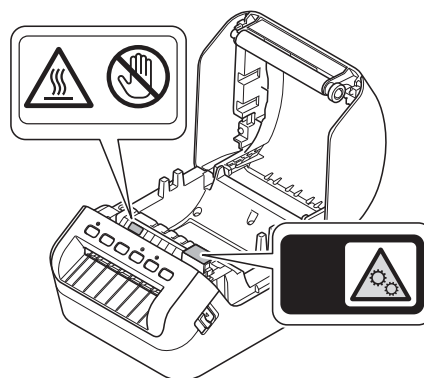


The following warning labels appear on your printer. Make sure you understand the contents of each warning label and perform operations while observing the precautions that are described. In addition, be very careful that the warning labels do not peel off and are not scratched.

QL-1100



QL-1110NWB



⚠ CAUTION

LAN Connection (For QL-1110NWB Only)

- Connect this product to a LAN connection that is not subjected to overvoltages.

Compilation and Publication Notice

Under the supervision of Brother Industries, Ltd., this guide has been compiled and published covering the latest product's descriptions and specifications.

The contents of this guide and the specifications of this product are subject to change without notice.

If updated versions of firmware, drivers or applications are released, this guide may not accurately reflect these features.

Brother reserves the right to make changes without notice in the specifications and materials contained herein and shall not be responsible for any damages (including consequential) caused by reliance on the materials presented, including but not limited to typographical and other errors relating to the publication.

Trademarks and Licenses

Apple, iPad, iPhone, iPod touch, Mac are trademarks of Apple Inc.

App Store is a service mark of Apple Inc.

Google Play and Android are trademarks of Google Inc.

Wi-Fi[®], and the Wi-Fi Protected Setup logo are registered trademarks of Wi-Fi Alliance.

Wi-Fi Protected Setup[™] is a trademark of Wi-Fi Alliance.

The Bluetooth[®] word mark and logos are registered trademarks owned by the Bluetooth SIG, Inc. and any use of such marks by Brother Industries, Ltd. is under licence.

Blue SDK

Copyright © 1995-2017 OpenSynergy GmbH.

All rights reserved. All unpublished rights reserved.

QR Code is a registered trademark of DENSO WAVE INCORPORATED in JAPAN and other countries. QR Code Generating Program Copyright © 2008 DENSO WAVE INCORPORATED.

BarStar Pro Encode Library (DataMatrix, MaxiCode, PDF417, RSS, CODE93, POSTNET, MSI/Plessey, AZTEC) Copyright © 2007 AINIX Corporation. All rights reserved.

Epson ESC/P is a registered trademark of Seiko Epson Corporation.

Any trade names and product names of companies appearing on Brother products, related documents and any other materials are all trademarks or registered trademarks of those respective companies.

Open Source Licensing Remarks (QL-1110NWB)

This product includes open-source software.

To see the open source licensing remarks, go to the manual download selection on your model's home page of Brother support website at support.brother.com

brother



D0183W001