



**Model Name: QL-1110NWB**

Network Port	Power consumption		Default Timer Values	
	Networked Standby mode	Off mode	To Networked Standby mode	To Off mode
Ethernet	1.3W	0.3W	0min	-
USB	1.3W	0.3W	0min	240min
Wi-Fi	1.5W	0.3W	0min	-
Bluetooth	1.2W	0.3W	0min	-
All network ports activated and connected	1.8W	0.3W	0min	-

## How to enable/disable Wi-Fi

### To activate the wireless function:



Press and hold the  (Power) button to turn the Label Printer on, and then press and hold the  (Wi-Fi) button.

### To deactivate the wireless function:


Press and hold the  (Wi-Fi) button again to turn the wireless function off.

## How to enable/disable Bluetooth

### To activate the Bluetooth function:

Press and hold the  (Power) button to turn the Label Printer on, and then press and hold the  (Bluetooth) button.

### To deactivate the Bluetooth function:

Press and hold the  (Bluetooth) button again to turn the Bluetooth function off.