





Information for compliance with Commission Regulation 801/2013



Model Name: PJ-883

Network Port	Power consumption		Default Timer Values	
	Networked Standby mode	Off mode	To Networked Standby mode	To Off mode
USB	0.6W	0.2W	3 min	30 min
Bluetooth	0.6W	0.2W	3 min	30 min
Wi-Fi	1.2W	0.2W	3 min	30 min
All network ports activated and connected	1.2W	0.2W	3 min	30 min

How to activate Bluetooth and wireless function

Press and hold the Power button () to turn the printer on, and then press the Bluetooth and Wi-Fi button ()

How to deactivate Bluetooth and wireless function

Press and hold the Power button () to turn the printer on, and then press the Bluetooth and Wi-Fi button () while the Bluetooth and Wi-Fi LED is lit or blinking in blue, green or cyan.