




## Information for compliance with Commission Regulation 801/2013

Model Name: TD-2350D, TD-2350DF, TD-2350DSA

Network Port	Power consumption		Default Timer Values	
	Networked Standby mode	Off mode	To Networked Standby mode	To Off mode
Ethernet	1.0W	0.2W	3min	60min
USB	0.9W	0.2W	3min	60min
Wi-Fi	1.3W	0.2W	3min	60min
Bluetooth	0.9W	0.2W	3min	60min
RS-232C	1.0W	0.2W	3min	60min
All network ports activated and connected	1.5W	0.2W	3min	60min

### How to enable/disable Bluetooth

To activate the Bluetooth function:


Press the Power () button to turn the printer on, press the ▼ (Select) button, and then select [Bluetooth] > [Bluetooth (On/Off)] > [On].

To deactivate the Bluetooth function:


Press the Power () button, and then select [Bluetooth] > [Bluetooth (On/Off)] > [Off].

### How to enable/disable Wireless LAN

To activate the wireless function:

Press the Power () button to turn the printer on, press the ▼ (Select) button, and then select [WLAN] > [WLAN (On/Off)] > [On].

To deactivate the wireless function:

Press the Power () button, and then select [WLAN] > [WLAN (On/Off)] > [Off].