

Model Name: PT-E850TKW

Network Port	Power consumption		Default Timer Values	
	Networked Standby mode	Off mode	To Networked Standby mode	To Off mode
No network ports activated and connected	-	0.3W	-	10min, 20min
USB	1.2W	-	0min	-
Wireless LAN	1.5W	-	0min	-
All network ports activated and connected	1.6W	-	0min	-



Technical characteristics of the product model of the external power supply

Input : 100V-240Vac, 1.8A, 50-60Hz


Output : 24Vdc, 2.65A

How to enable/disable Wireless LAN

To activate the wireless function:

Press and hold the  (Power) button to turn the printer on, and then press and hold the  (Wi-Fi) button for one second.

To deactivate the wireless function:

Press and hold the  (Wi-Fi) button again to turn the wireless function off.

Power consumption

Your printer has a powersaving function that automatically turns it off if no key is pressed within a certain time, under certain operating conditions. When this function is deactivated, power consumption shall increase.