

Model Name: QL-810Wc

Network Port	Power consumption		Default Timer Values	
	Networked Standby mode	Off mode	To Networked Standby mode	To Off mode
USB	0.8W	-	3min	-
Wireless LAN	1.2W	-	3min	-
All network ports activated and connected	1.2W	-	3min	-



Technical characteristics of the product model of the external power supply

Input : 100V-240Vac, 1.5A, 50-60Hz


Output : 25Vdc, 3.6A

How to enable/disable Wireless LAN

To activate the wireless function:

Press and hold the  (Power) button to turn the Label Printer on, and then press and hold the  (Wi-Fi) button for one second.

To deactivate the wireless function:

Press and hold the  (Wi-Fi) button again to turn the wireless function off.