



Model Name: QL-1110NWBc


Network Port	Power consumption		Default Timer Values	
	Networked Standby mode	Off mode	To Networked Standby mode	To Off mode
Ethernet	0.9W	-	3min	-
USB	0.5W	-	3min	-
Wireless LAN	1.6W	-	3min	-
Bluetooth	0.8W	-	3min	-
All network ports activated and connected	1.8W	-	3min	-

How to enable/disable Wireless LAN

To activate the wireless function:



Press and hold the  (Power) button to turn the Label Printer on, and then press and hold the  (Wi-Fi) button.

To deactivate the wireless function:

Press and hold the  (Wi-Fi) button again to turn the wireless function off.

How to enable/disable Bluetooth

To activate the Bluetooth function:

Press and hold the  (Power) button to turn the Label Printer on, and then press and hold the  (Bluetooth) button.

To deactivate the Bluetooth function:

Press and hold the  (Bluetooth) button again to turn the wireless function off.